

STRONG ARM WITH PLASTIC BEND SUPPORT

525-PB series

Strong Arm™ with Plastic Bend Support

Item # Submitted	_____
Job Name	_____
Location	_____
Engineer	_____
Contractor	_____
PO#	_____ TAG _____

SPECIFICATION

Sioux Chief 525-PB series Strong Arm with Plastic Bend Support pre-assembled bracketing system shall be used where necessary when penetrating a wall with flexible ½" CTS stub outs. Brackets shall be corrosion resistant and shall be secured to wood or metal studs with approved hardware. System shall include plastic bend (elbow) device that swivels 360° when captured within a pair of Lock Blocks. Plastic Bend Support slides across pair of brackets allowing installer to secure flexible ½" CTS stub out at any desired location within the stud cavity.

INSTALLATION

Determine stub out height. Attach brackets to each vertical stud. Insert flexible ½" CTS tubing through elbow device to secure tube. Slide the plastic bend support across brackets to desired stub out location. Insert screws into holes and tighten. When screws are fully tightened, elbow will no longer swivel and blocks will lock in position on the brackets.

For ultimate strength and rigidity, bend the brackets outward before attaching to studs.

MATERIALS

brackets: 16-gauge, galvanized steel

plastic bend lock blocks: ABS

plastic elbow: ABS

screw: #6 × 1" coarse-thread, zinc-plated bugle head

SAFE WORKING LOAD


25 lbs. at 140°

DIMENSIONS

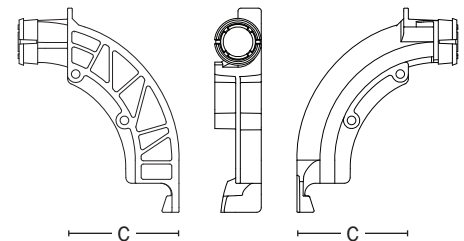
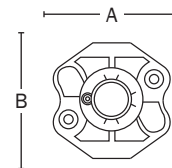
A: block width	2.25"
B: block height	2.125"
C: bend support width	2.4"



525-161PB



525-161PBL



Create Item Number

525-A B PB C

e.g. 525-162PB = Strong Arm for 16" stud bays with two plastic lock blocks and plastic bend supports

A BRACKET LENGTH

- ☐ 16 for 16" stud bay
- ☐ 24 for 24" stud bay

B LOCK BLOCK NUMBER

- ☐ 1 one plastic bend lock block
- ☐ 2 two plastic bend lock blocks

C STRONG ARM BRACKET

- ☐ _ twisted
- ☐ L L-bent

ACCESSORIES

- ☐ 525-16T twisted bracket for 16" stud bay
- ☐ 525-24T twisted bracket for 24" stud bay
- ☐ 525-20B L-bend bracket for 16" stud bay
- ☐ 525-27B L-bend bracket for 24" stud bay
- ☐ 525-P2 ½" plastic elbow (only)