


StrongArmTM

Stub Out Bracketing System

Patent #8,061,390



Solid

Rigidly secures any copper, PEX or CPVC CTS stub out and prevents all movement.

Versatile

Available for 16" and 24" stud bays with either one or two pre-installed LockBlockTM devices.

Cost Effective

Eliminates the need to solder stub outs and eliminates stub out from being damaged by other trades.

Supply | Drainage | Support

www.siouxchief.com

TAKE THE FIELD.



Highlights

History

For too many years, rough-in plumbers have faced the problem of damaged, missing or displaced stub outs once they return to the job site, after the sheet rock installers have hung the drywall.

Solder joints on a flat copper plated bracket are often destroyed and the bracket is bent. The labor time to clean, apply flux and re-solder the stub out is costly.

Flat galvanized brackets are too flimsy. The plastic elbows or grommets used in flat galvanized brackets often crack, break, shift or dislodge from their position within the flat bracket.

Features & Benefits

Sioux Chief's superior StrongArm™ bracketing system provides stub out solutions to rough-in plumbers.

Solid

The brackets are formed to work perpendicular to the stud and can be mounted on the face or within the stud cavity. And, although the brackets can be installed parallel to each other, we recommend spreading the brackets apart. Doing so inherently increases the overall rigidity and strength of the installation.


Versatile

The integral LockBlock devices are designed to grip the tube as well as the brackets preventing stub outs from moving and ensuring their placement once the contractor returns to the job site. The LockBlock is ideal for any 1/2", 3/4" or 1" copper, PEX or CPVC stub out.

The PEX Bend LockBlock eliminates two 1/2" crimp rings and an elbow for fewer connections behind the wall, which means less potential for leaks.

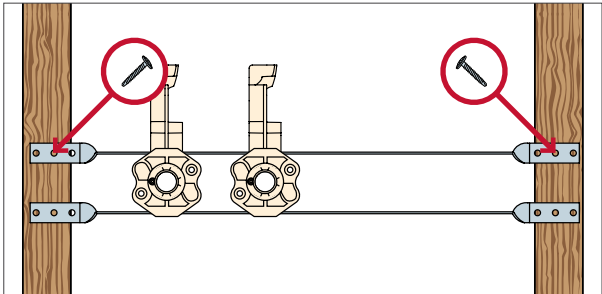
Cost Effective

The PEX Bend LockBlock or standard LockBlock are pre-installed on each pair of brackets reducing labor costs.

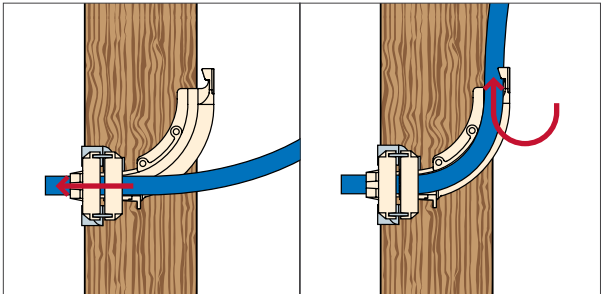


Installation

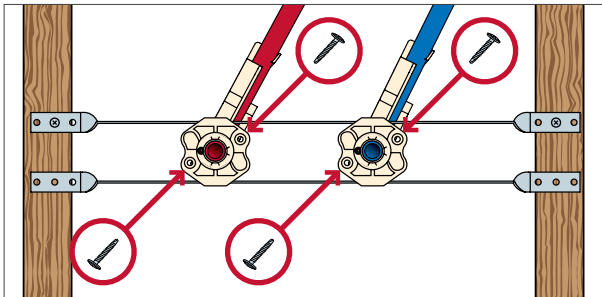
StrongArm with PEX Bend LockBlock



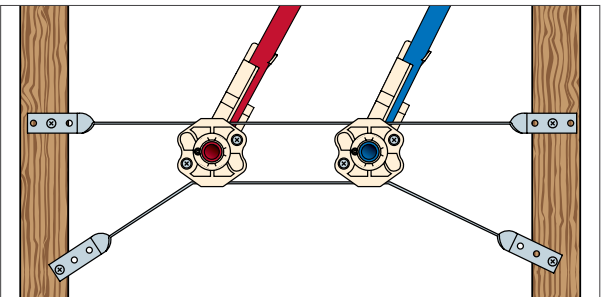
1. Determine stub out height. Secure top bracket to face of stud bay.



2. Working from the back of the bracket, insert 1/2" PEX through the front block bending and capturing tube in elbow.

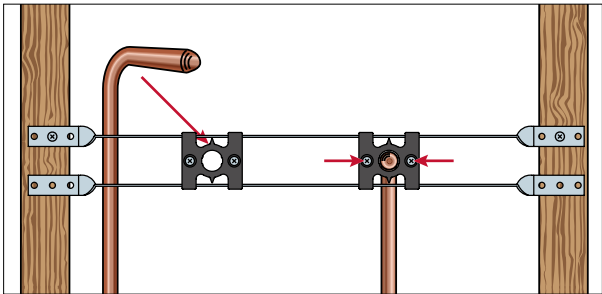


3. Slide LockBlocks to desired stub out and center-line positions. Insert two screws into each block and tighten. When screws are tightened, the elbow compresses on the tube and the blocks are locked on the bracket preventing lateral movement.

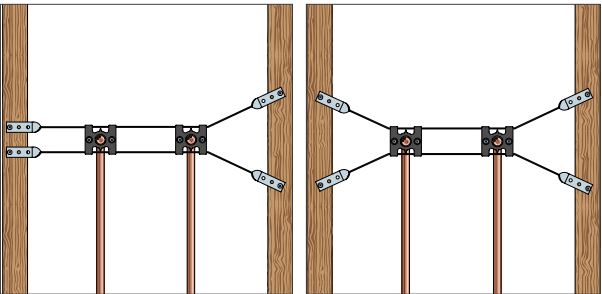


4. Bend the bottom bracket for ultimate rigidity and secure bracket to studs with screws to complete the installation.

StrongArm with LockBlock

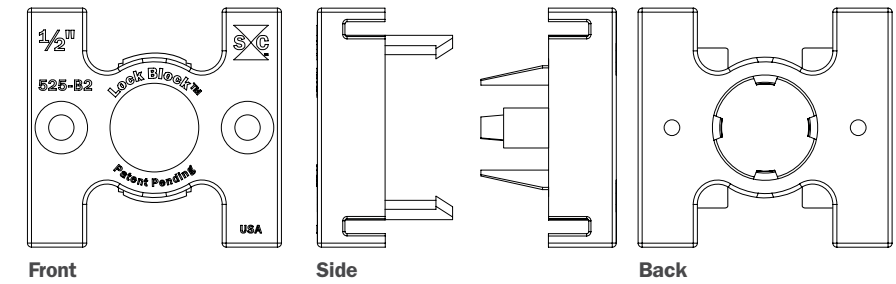
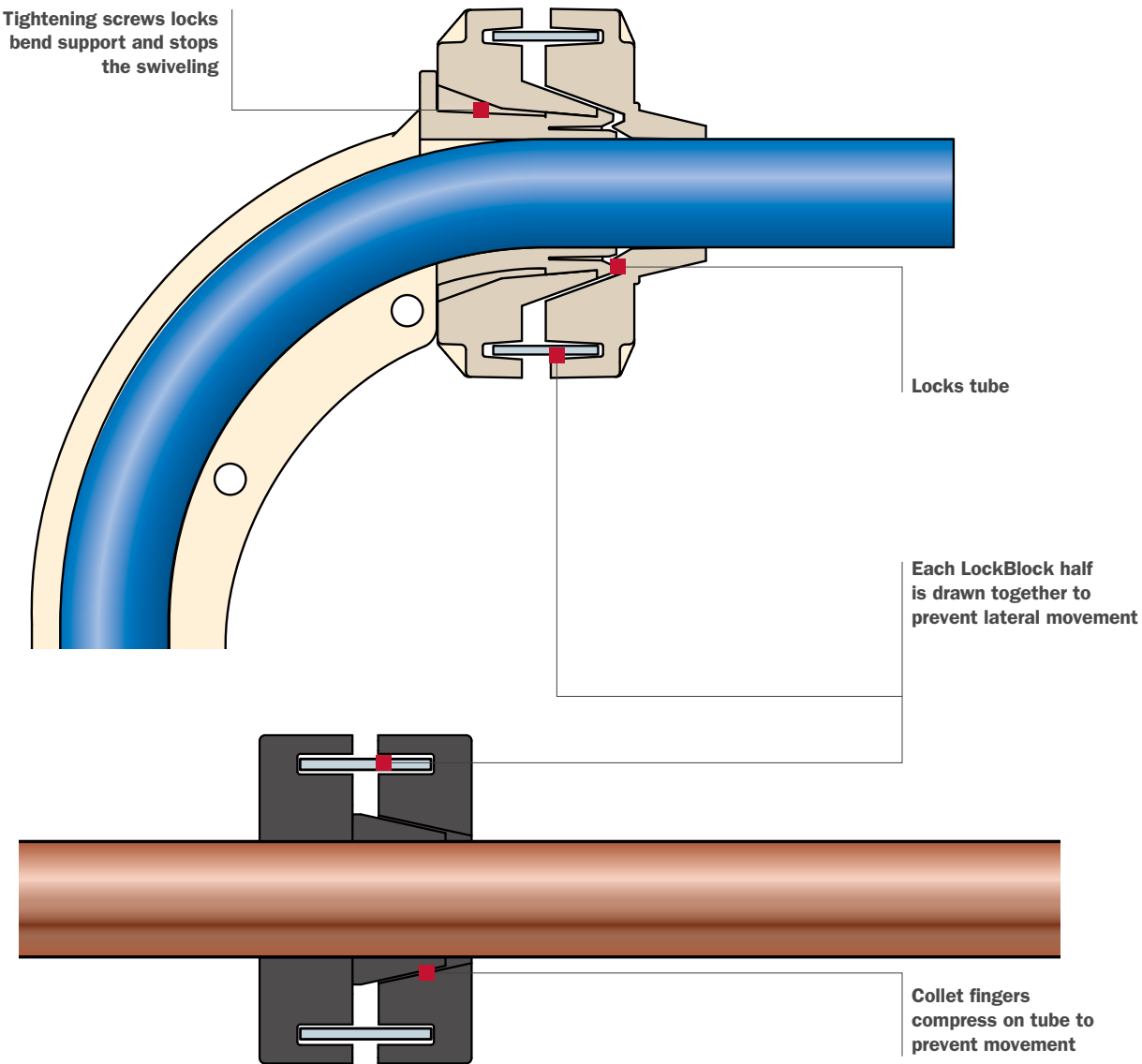


1. StrongArm with LockBlocks function and install similarly to the PEX Bend LockBlock. Pre-assembled and more versatile, LockBlocks support copper, PEX or CPVC stub outs from 1/2" through 1" CTS.



2. Alternative completed installations. Fast, easy, and secure.


When Screws are Tightened:



Product Options

PEX Bend Elbow

In tight places, the PEX Bend elbows can be installed on one or both sides of the stud.




LockBlock

1/2" and 3/4" LockBlocks move the tube off the mounting surface when secured directly to the stud.



Face Plate

Face Plates offer universal solutions when penetrating through the wall or sub-floor.



10" Bracket

Reduce cost with the 10" bracket when narrow stud cavities are present.



Product Options

StrongArm Vent Support

Secure directly to vent pipe when studs are not available (ideal for pedestal lavs).

The stainless steel snap-lock band and SaddleUp™ clamp are pre-assembled to reduce labor costs.

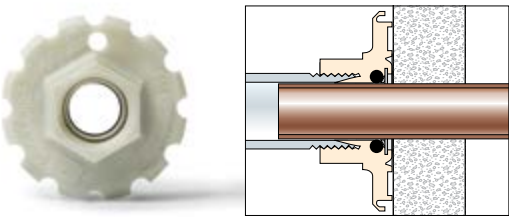


Shower WallNut™ LockBlock

Specifically designed to be used with the patented Shower WallNut shower arm adapter.

The Shower WallNut LockBlock offers a larger surface area around the copper riser stub out to provide a backing for drywall mud at the shower arm.

The Shower WallNut LockBlock is so rigid, installers can now use a PEX or a CPVC riser, then transition to a copper stub out elbow and use a Shower WallNut to bring the shower arm connection outside the finished wall.



Flame-Rated LockBlock

Sioux Chief offers red UL-94 V0 flame-rated LockBlocks. When specified, these help inspectors easily identify that the correct product has been installed. Call Sioux Chief at 1.800.821.3944 or visit www.siouxchief.com for information on UL-94 V0 LockBlock options.





525-162PB



525-1622



525-161PBL



525-P22



525-B2

» Buying Information

ITEM NO.	DESCRIPTION	U/M	PKG.	MIN. QTY.	CASE QTY.	LIST PRICE
StrongArm with PEX Bend LockBlock						
525-101PB	Twisted Bracket W/ 1 PEX Bend LockBlock, Less Than 10" Stub Bays	EA	B	25	25	\$3.86
525-161PB	Twisted Bracket W/ 1 PEX Bend LockBlock, 16" Stud Bays	EA	B	25	25	\$4.35
525-161PBL	L-Bent Bracket W/ 1 PEX Bend LockBlock, 16" Stud Bays	EA	B	25	25	\$4.35
525-161PBPK	StrongArm W/ 1 PEX Bend LockBlock, 16" Stud Bays, Bar-coded	EA	C*	10	10	\$6.45
525-241PB	Twisted Bracket W/ 1 PEX Bend LockBlock, 24" Stud Bays	EA	B	25	25	\$4.85
525-241PBL	L-Bent Bracket W/ 1 PEX Bend LockBlock, 24" Stud Bays	EA	B	25	25	\$4.85
525-162PB	Twisted Bracket W/ 2 PEX Bend LockBlocks, 16" Stud Bays	EA	B	25	25	\$5.20
525-162PBL	L-Bent Bracket W/ 2 PEX Bend LockBlocks, 16" Stud Bays	EA	B	25	25	\$5.20
525-162PBPK	StrongArm W/ 2 PEX Bend LockBlocks, 16" Stud Bays, Bar-coded	EA	C*	10	10	\$7.96
525-242PB	Twisted Bracket W/ 2 PEX Bend LockBlocks, 24" Stud Bays	EA	B	25	25	\$5.70
525-242PBL	L-Bent Bracket W/ 2 PEX Bend LockBlocks, 24" Stud Bays	EA	B	25	25	\$5.60
StrongArm with LockBlock						
525-1012	Twisted Bracket W/ One 1/2" LockBlock, Less Than 10" Stud Bays	EA	B	25	25	\$2.91
525-1612	Twisted Bracket W/ One 1/2" LockBlock, 16" Stud Bays	EA	B	25	25	\$3.17
525-1612L	L-Bent Bracket W/ One 1/2" LockBlock, 16" Stud Bays	EA	B	25	25	\$3.17
525-1613	Twisted Bracket W/ One 3/4" LockBlock, 16" Stud Bays	EA	B	25	25	\$3.33
525-1614	Twisted Bracket W/ One 1" LockBlock, 16" Stud Bays	EA	B	25	25	\$3.48
525-1622	Twisted Bracket W/ Two 1/2" LockBlocks, 16" Stud Bays	EA	B	25	25	\$3.95
525-1622L	L-Bent Bracket W/ Two 1/2" LockBlocks, 16" Stud Bays	EA	B	25	25	\$3.91
525-1622PK1	Twisted Bracket W/ Two 1/2" LockBlocks, 16" Stud Bays, Bar-coded	EA	C*	10	10	\$6.81
525-1623	Twisted Bracket W/ Two 3/4" LockBlock, 16" Stud Bays	EA	B	25	25	\$4.14
525-1624	Twisted Bracket W/ Two 1" LockBlocks, 16" Stud Bays	EA	B	25	25	\$4.21
525-2412	Twisted Bracket W/ One 1/2" LockBlock, 24" Stud Bays	EA	B	25	25	\$3.60
525-2413	Twisted Bracket W/ One 3/4" LockBlock, 24" Stud Bays	EA	B	25	25	\$3.75
525-2414	Twisted Bracket W/ One 1" LockBlock, 24" Stud Bays	EA	B	25	25	\$4.33
525-2422	Twisted Bracket W/ Two 1/2" LockBlocks, 24" Stud Bays	EA	B	25	25	\$4.38
525-2423	Twisted Bracket W/ Two 3/4" LockBlocks, 24" Stud Bays	EA	B	25	25	\$4.53
525-2424	Twisted Bracket W/ Two 1" LockBlocks, 24" Stud Bays	EA	B	25	25	\$5.11
StrongArm Vent Support						
525-1622V	Two 1/2" LockBlocks W/ Saddle Clamp and Stainless Steel Snap-Lock Band	EA	B	25	25	\$6.40
525-162PBV	Two 1/2" PEX Bend LockBlocks W/ Saddle Clamp and Stainless Steel Snap-Lock Band	EA	B	25	25	\$8.11
StrongArm with Shower WallNut LockBlock						
525-16WLB	Twisted bracket W/ One 1/2" Shower WallNut LockBlock, 16" Stud Bays	EA	B	25	25	\$4.02
525-24WLB	Twisted bracket W/ One 1/2" Shower WallNut LockBlock, 24" Stud Bays	EA	B	25	25	\$4.45
Accessories and Bulk Components						
525-P2	1/2" PEX Bend (Elbow Only)	EA	B	50	50	\$1.19
525-P2PK	1/2" PEX Bend (Elbow Only), Bar-coded	EA	C*	10	10	\$1.34
525-B2	1/2" LockBlock W/ Screws	EA	B	50	50	\$0.83
525-B2S	One 1/2" LockBlock W/ Two 2-1/2" Drill-Tip Screws, Bagged	EA	B	1	50	\$1.64
525-B3	3/4" LockBlock W/ Screws	EA	B	50	50	\$0.88
525-B3S	One 3/4" LockBlock W/ Two 2-1/2" Drill-Tip Screws, Bagged	EA	B	1	50	\$1.98
525-B4	1" LockBlock W/ Screws	EA	B	50	50	\$0.94
525-10T	Twisted Bracket for Narrow Stud Bays (Less Than 10")	EA	B	100	100	\$0.94
525-16T	Twisted Bracket for 16" Stud Bays	EA	B	100	100	\$1.20
525-24T	Twisted Bracket for 24" Stud Bays	EA	B	100	100	\$1.35
525-24TX2	24" Bracket W/ Extra Twists (Vent Support)	EA	B	100	100	\$1.51
525-WLB	Shower WallNut LockBlock for Supporting 1/2" Copper Stub Out Ell at Shower Riser	EA	B	50	50	\$1.40
525-20B	L-Bent Bracket for 16" Stud Bays	EA	B	100	100	\$1.15
525-27B	L-Bent Bracket for 24" Stud Bays	EA	B	100	100	\$1.36
591-06B	#6 x 1" Screw, Coarse Thread for Wood Studs, 100/bag	BG	B	1	10	\$2.34
591-081	#8 x 1" Screw, Drill-Tip Point for Metal Studs, 100/bag	BG	B	1	10	\$4.99

**PACKAGING:**

B = Bulk

C = Cut Case

* Individually Bar-Coded

24110 South Peculiar Drive
Peculiar, Missouri 64078
P 1.800.821.3944
F 1.800.758.5950

DISTRIBUTED BY

#LT3-STRONGARM

www.siouxchief.com

A.10/13 STRONGARM

