

For Health Hazard Applications

Job Name _____

Contractor _____

Job Location _____

Approval _____

Engineer _____

Contractor's P.O. No. _____

Approval _____

Representative _____

Series 957RPDA, 957NRPDA, 957ZRPDA

Reduced Pressure Detector Assemblies

Sizes: 2½" – 10" (65 – 250 mm)

Series 957RPDA, 957NRPDA, 957ZRPDA Reduced Pressure Detector Assemblies provide protection to the potable water system from contamination in accordance with national plumbing codes. The 957RPDA, 957NRPDA, 957ZRPDA are normally used in health hazard applications to protect against back-siphonage and backpressure. The Watts 957RPDA, 957NRPDA, 957ZRPDA are used to monitor unauthorized use of water from the fire protection system.

Features

- Extremely compact design
- 70% lighter than traditional designs
- 304 (Schedule 40) stainless steel housing & sleeve
- Groove fittings allow integral pipeline adjustment
- Patented torsion spring check provides lowest pressure loss
- Unmatched ease of serviceability
- Replaceable check disc rubber
- Available with grooved butterfly valve shutoffs
- Bottom mounted cast stainless steel relief valve
- Metered bypass to detect leakage or theft of water from the fire sprinkler system



957NRPDAOSY

Specifications

The Reduced Pressure Detector Assembly shall consist of two independent torsion spring check modules, a differential pressure relief valve located between and below the two modules, two drip tight shutoff valves, and required torsion spring check modules and relief valve shall be contained within a sleeve accessible single housing constructed from 304 (Sch 40) stainless steel pipe with groove end connections. Torsion spring checks shall have reversible elastomer discs and in operation produce drip tight closure against reverse flow caused by backpressure or backsiphonage. The bypass line shall include a meter, small diameter reduced pressure zone assembly and isolation valves. Assembly shall be Watts Series 957RPDA, 957NRPDA, 957ZRPDA.

Available Models

Suffix:

- OSY – UL/FM outside stem and yoke, resilient seated gate valves
- BFG – UL/FM grooved gear operated butterfly valves with tamper switch

*OSY FxG – Flanged inlet gate connection and grooved outlet gate connection

*OSY GxF – Grooved inlet gate connection and flanged outlet gate connection

*OSY GxG – Grooved inlet gate connection and grooved outlet gate connection

Available with grooved NRS gate valves - consult factory*

Post indicator plate and operating nut available - consult factory*

*Consult factory for dimensions

Materials

Housing & Sleeve: 304 (Schedule 40) Stainless Steel

Elastomers: EPDM, Silicone and Buna 'N'

Torsion Spring Checks: Noryl®, Stainless Steel

Check Discs: Reversible Silicone or EPDM

Test Cocks: Bronze Body Nickel Plated

Pins & Fasteners: 300 Series Stainless Steel

Springs: Stainless Steel

Pressure – Temperature

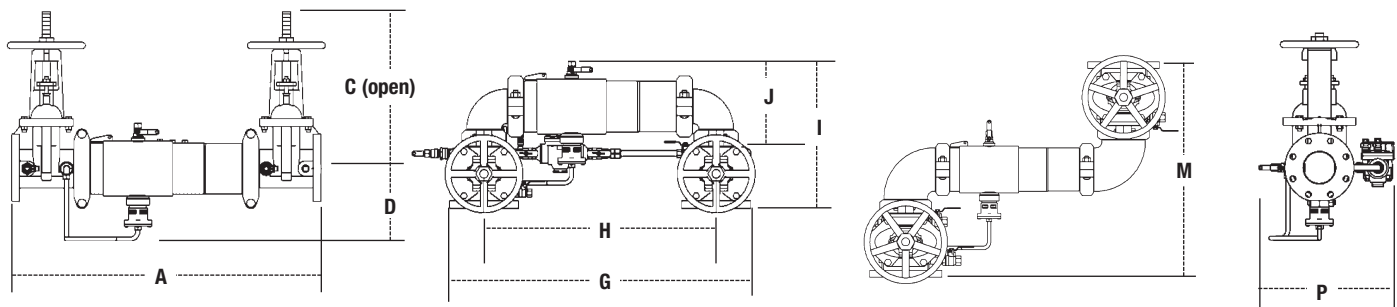
Temperature Range: 33°F – 140°F (0.5°C – 60°C)

Maximum Working Pressure: 175psi (12.1 bar)

Approvals

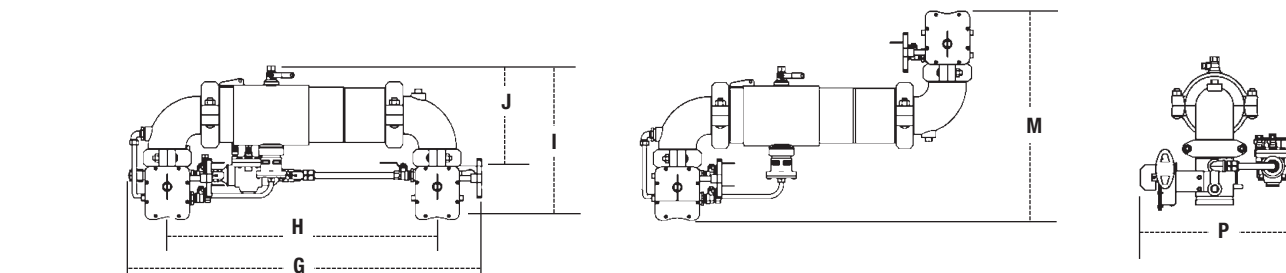


Dimensions – Weight



957RPDA0SY

SIZE (DN)				DIMENSIONS												WEIGHT							
		A		C (OSY)		D		G		H		I		J		M		P		957RPDA		957NRPDA	
<i>in.</i>	<i>mm</i>	<i>in.</i>	<i>mm</i>	<i>in.</i>	<i>mm</i>	<i>in.</i>	<i>mm</i>	<i>in.</i>	<i>mm</i>	<i>in.</i>	<i>mm</i>	<i>in.</i>	<i>mm</i>	<i>in.</i>	<i>mm</i>	<i>in.</i>	<i>mm</i>	<i>in.</i>	<i>mm</i>	<i>lbs.</i>	<i>kgs.</i>	<i>lbs.</i>	<i>kgs.</i>
2½	65	31	787	16¾	416	6½	165	29⅞	738	21½	546	15½	393	8⅜	223	21⅞	548	13¾	335	142	64	150	68
3	80	31⅞	805	18⅞	479	6⅞	170	30¼	768	22¼	565	17⅞	435	9⅞	233	23⅞	587	14½	368	162	73	175	79
4	100	33½	851	22¾	578	7	178	33	838	23½	597	18½	470	9⅞	252	26½	673	15¾	386	178	81	201	91
6	150	44	1118	30⅞	765	8½	216	44¾	1137	33¾	857	23¾	589	13⅞	332	32¾	832	19	483	312	142	353	160
8	200	50	1270	37¾	959	9⅞	246	54⅞	1375	40⅞	1032	27⅞	697	15⅞	399	37⅞	943	21¾	538	497	225	572	259
10	250	57½	1461	45¾	1162	11⅞	285	66	1676	50	1270	32½	826	17⅞	440	46⅞	1178	24	610	797	362	964	437



957RPDABFG

SIZE (DN)		DIMENSIONS										WEIGHT			
		G		H		I		J		M		P		957RPDABFG	
in.	mm	in.	mm	in.	mm	in.	mm	in.	mm	in.	mm	in.	mm	lbs.	kgs.
2½	65	32½	826	21½	546	15½	394	9½	241	21⅞	555	15⅞	402	81	37
3	80	34	864	22¼	565	16⅞	414	10⅞	256	23⅞	587	16⅞	410	84	38
4	100	35⅞	905	23½	597	17¾	437	10⅞	279	24⅞	634	16⅞	422	101	46
6	150	46½	1181	33¾	857	20½	521	13½	343	28¼	718	19	483	174	79

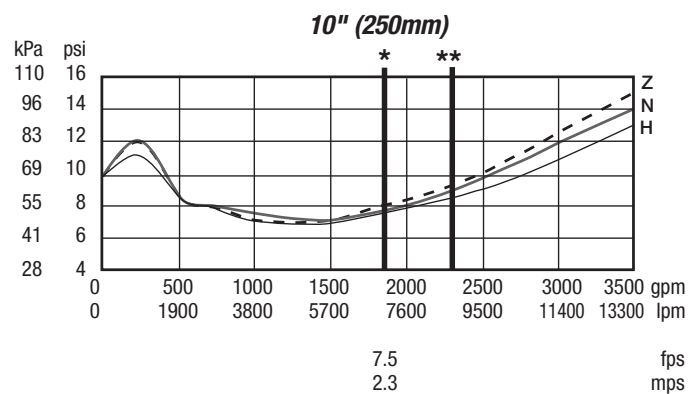
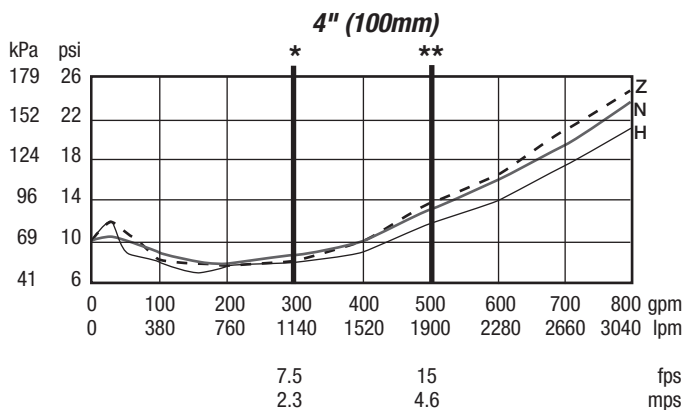
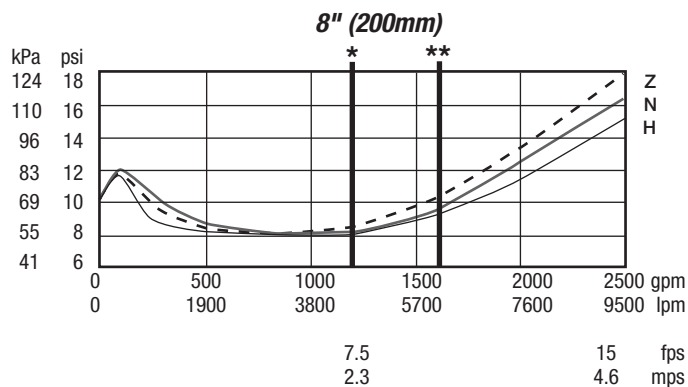
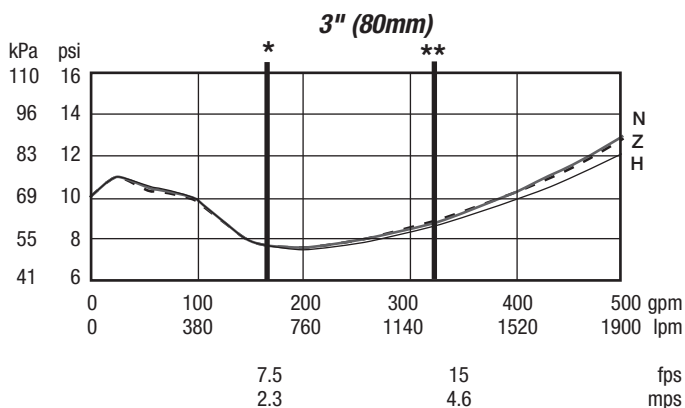
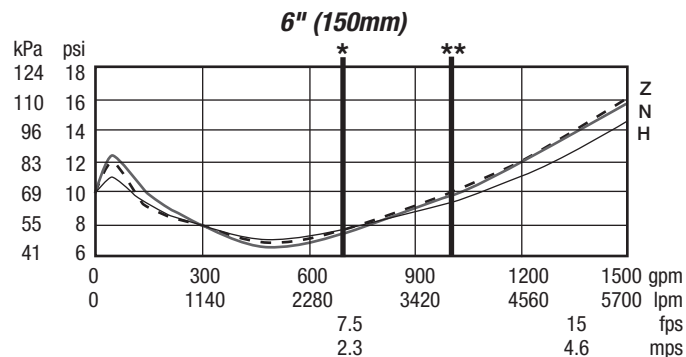
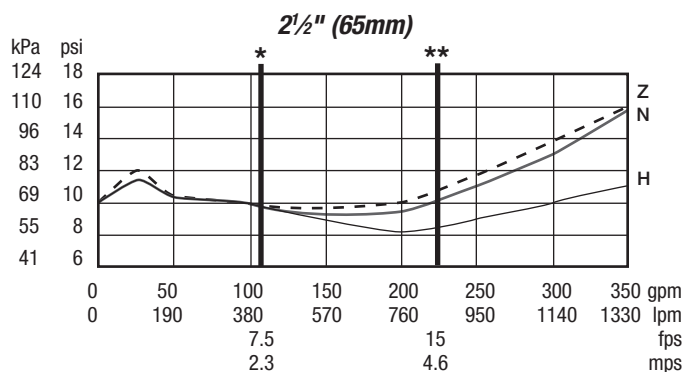
Noryl® is a registered trademark of SABIC Innovative Plastics Holding BV.

Capacity

Series 957RPDA, 957NRPDA, 957ZRPDA flow curves as tested by Underwriters Laboratory per UL 1469, 1996.
Flow characteristics collected using butterfly shutoff valves

* = Rated flow ** = UL Rated flow

—— Horizontal ——— N-Pattern - - - - - Z-Pattern



For additional information, visit our website at: www.watts.com



A Watts Water Technologies Company



USA: Tel. (978) 688-1811 • Fax: (978) 794-1848 • www.watts.com
Canada: Tel. (905) 332-4090 • Fax: (905) 332-7068 • www.watts.ca