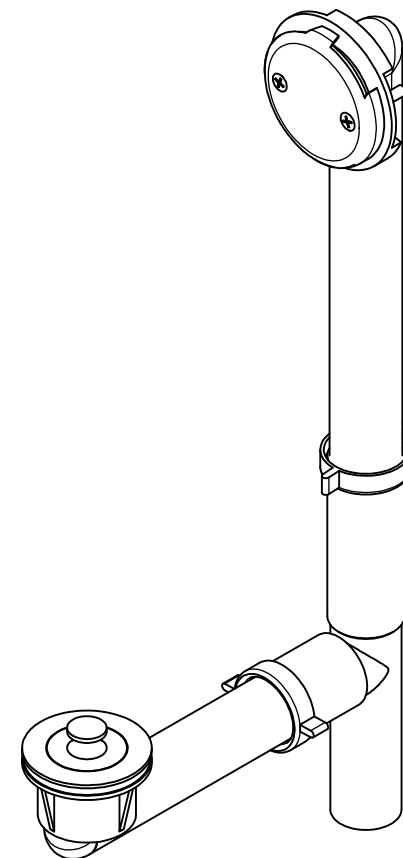
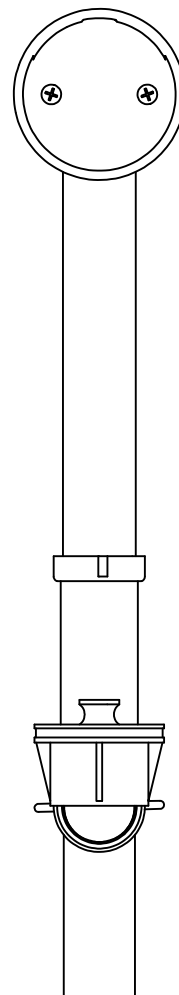
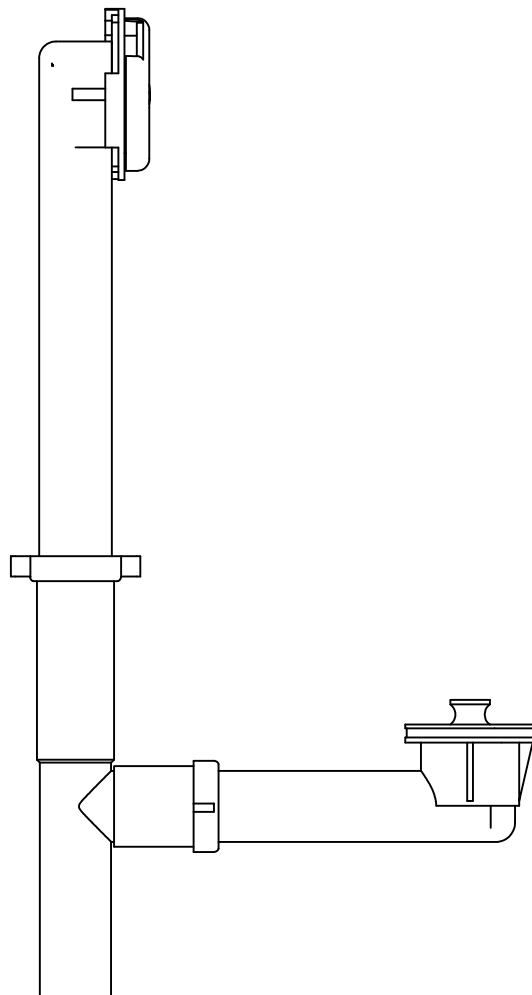


# PVC & ABD TUBULAR BATH WASTE KITS 1-1/2" LIFT AND TURN BATH WASTE TUBULATR KIT

- HEAVY WALLED PVC AND ABS TUBULAR
- AVAILABLE IN POLISHED CHROME AND PVD PROTECTED POLISHED BRASS AND STAIN NICKEL
- 2-HOLE FACE PLATES WITH WRAP-AROUND GASKETS AND TAPPED HOLES
- 1-1/2" IPS THREADED DRAIN SHOE
- OVERFLOW ELBOW DESIGNED TO ACCOMODATE B07-202 TEST KIT
- WING NUTS AND POLY WASHERS
- COME PACKAGED IN INDIVIDUAL BOX
- UPC LISTED



PHONE NUMBER  
**1-800-355-6637**  
FAX NUMBER  
**1-800-462-6991**  
SCALE .5 : 1 DATE 7-19-11  
SHEET  
**1 OF 1**  
DRAWN BY  
ASHLEY KRALOVEC

PART NO.	P37500	P39500	P37501	P39501	P37502	P39502
FINISH	CP	CP	PB	PB	SN	SN
MATERIAL	PVC	ABS	PVC	ABS	PVC	ABS