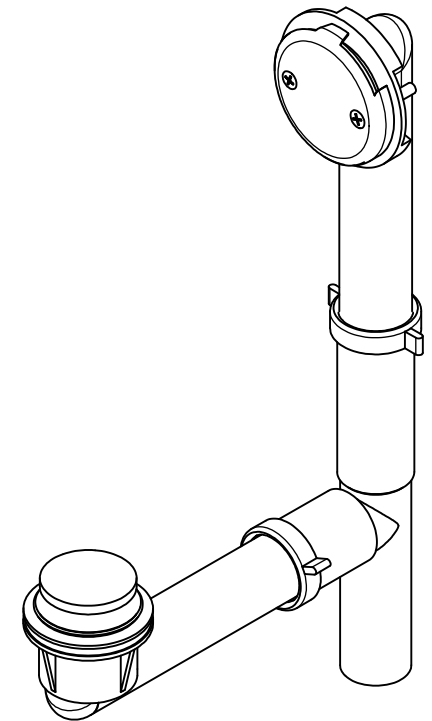
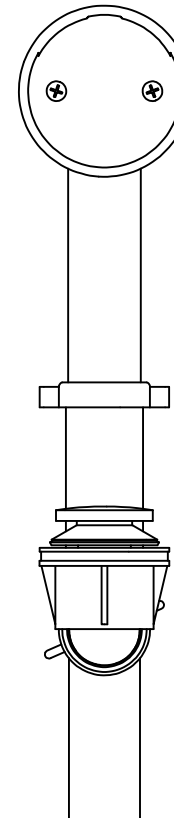
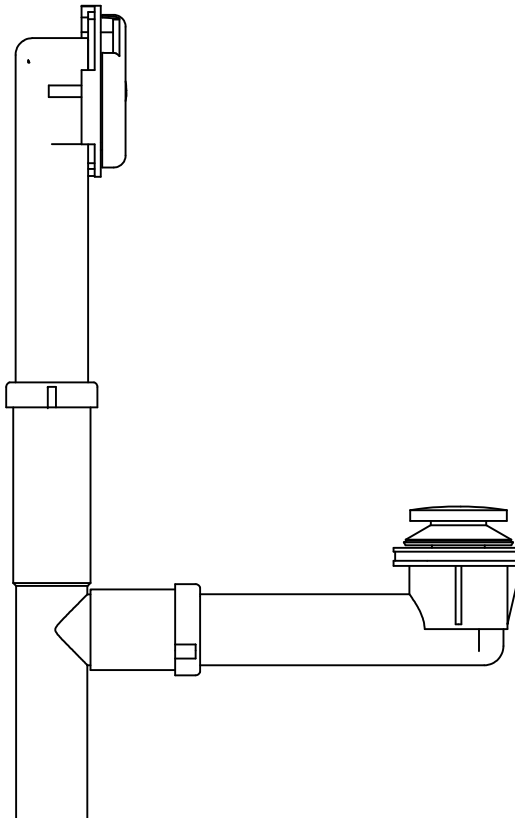


# 1-1/2" BRASS TOE TOUCH BATH WASTE TUBULAR KIT

- HEAVY WALLED PVC AND ABS TUBULAR
- AVAILABLE IN POLISHED CHROME AND PVD PROTECTED POLISHED BRASS AND STAIN NICKEL
- 2-HOLE FACE PLATES WITH WRAP-AROUND GASKETS AND TAPPED HOLES
- 1-1/2" IPS THREADED DRAIN SHOE
- OVERFLOW ELBOW DESIGNED TO ACCOMODATE B07-202 TEST KIT
- WING NUTS AND POLY WASHERS
- COME PACKAGED IN INDIVIDUAL BOX
- UPC LISTED



PHONE NUMBER  
1-800-355-6637  
FAX NUMBER  
1-800-462-6991  
SCALE  
.5 : 1  
DATE  
8-12-11  
SHEET  
1 OF 1  
DRAWN BY  
ASHLEY KRALOVEC

PART NO.	P37506	P39506	P37507	P39507	P37508	P39508
FINISH	CP	CP	PB	PB	SN	SN
MATERIAL	PVC	ABS	PVC	ABS	PVC	ABS