

TABLE OF CONTENTS

I. KITCHEN SINKS

- 4 Swanstone Sinks
- 13 Accessories
- 14 Swanstone Undermount Sinks
- 20 Granite Kitchen Sinks

II. VANITY TOPS & BOWLS

- 32 Swanstone Vanity Tops
- 39 Swanstone Vanity Bowls
- 42 Accessories

III. TUB & SHOWER

- 44 Tub Walls
- 57 Tub & Shower Wall Accessories
- 58 Bathtubs
- 59 Tub & Shower Alcove Walls
- 62 Shower Wall Kits
- 68 Shower Walls
- 73 Wainscoting
- 74 Shower & Bath Wall Selection Guide
- 76 Decorative Wall Panels
- 77 Decorative Wall Panel Selection Guide
- 78 Decorative Panel Shower Wall Kits
- 83 Wall Accessories
- 85 Trim Coordinates
- 86 Swanstone Bench Seat Top
- 87 Swanstone Bathtub Deck
- 88 SwanTile Shower Wall Kits
- 92 High-Gloss Shower Wall Kits
- 96 Swanstone Shower Floors
- 102 Veritek Shower Floors
- 106 Barrier Free & Transfer Shower Floors
- 109 Barrier Free & Transfer Shower Floor Accessories

IV. LAUNDRY TUBS & UTILITIES

- 112 Laundry Tubs & Utilities
- 119 Mop Service Sinks
- 121 Mop Service Sink Accessories

V. TABLE TOPS

- 124 Swanstone Table Tops
- 128 Table Top Accessories

VI. GUIDES, COLORS & INDEX

- 2 Materials Guide
- 130 Technical Information
- 137 Model Number Index
- 139 Warranty Information
- Color Availability Chart - inside back cover





MATERIALS

Swanstone

Swanstone is a reinforced solid surface. Color and texture run all the way through and cannot wear away. Choose from a wide variety of easy-to-clean colors for your kitchen and bath. Products include kitchen sinks, bath and shower walls, shower floors, vanity tops and bowls. And, products made of Swanstone are covered by our limited lifetime warranty.

Veritek®

Veritek® is our affordable compression-molded material with no surface coating to chip or crack. This non-porous material will not mold or mildew, so it is perfect for your bath, laundry and utility rooms. Choose from bathtubs, bath and shower walls, shower floors and utility sinks and basins. For the elegant look of tile with no grout to clean, select SwanTile Tub and Shower Walls made of Veritek®. We cover Veritek® products with the industry's best warranties.

Swan High-Gloss

Our unique line of traditional tub and shower walls features an ultra-bright, ultra-clean glossy surface. And, because their shine comes from a durable baked-on finish, these tub and shower walls will last. In fact, we back them with a limited lifetime warranty.

Granite

Our Granite material features the hardness and resistance of stone, but is smooth and modern. Made from 80% quartz natural stone, it is a rock hard material that is virtually impossible to scratch. Granite is currently offered in our line of Kitchen Sinks.

Other Materials

Swanstone wants to provide the right solution for your projects, so we also offer a limited range of products for your tub, shower and laundry or utility room made from lightweight plastic and affordable structural foam.



KITCHEN SINKS



Swanstone Sinks



Granite Sinks

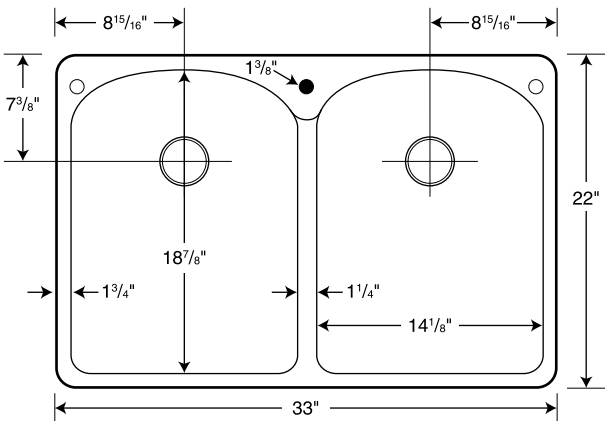
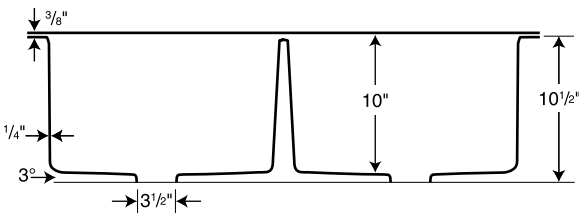
Manufactured from Swanstone solid surface
(see page 2 for detailed information)

Recommended for high use traffic areas and commercial surfaces

WARRANTY
Limited Lifetime – Residential
Limited 10-year – Commercial

FEATURES

- Two extra deep bowls for enormous workspace
- Renewable surface will not wear away
- Hot pots and boiling water will not harm it
- Highest resistance of impact from heavy objects
- Easily accommodates all faucet styles
- Heat, stain and scratch resistant for lasting beauty
- Matching or contrasting countertops available. Contact a Swanstone representative for more information.



○ Drill Points ● Pre-drilled

Capacity: 9 gallons

SPECIFICATIONS

KSLB-3322 Super Double Bowl

Model	Part	Dimensions	Ship Wt. Lb.	Ship UPS	Carton Dims. In.	Cu. Ft.
KSLB-3322	KS02233LB	33" W x 22" D (838 mm x 559 mm)	38	UPS	37 x 25 x 14	7.50

ACCESSORIES

- CB-LB Wood Cutting Board
- WB-LB & WB-22 Wire Basket
- BR-LBTB Basin Rack

See page 13 for complete listing of all kitchen sink accessories.

STANDARDS AND RATINGS

Class 1A fire rating
American National Standard Institute—ANSI Z124.6
International Association of Plumbing and Mechanical Officials (IAPMO)—listed
cUPC listed—Certified to CSA Standard B45 by IAPMO
National Sanitation Foundation-NSF Splash Zone, -NSF Food Zone
American Society for Testing and Materials
National Electrical Manufacturers Association

For a complete list of tests and results see the Technical Data Sheet – page 131.

SUPPORT DOCUMENTS

Installation instructions available on line at www.swanstone.com



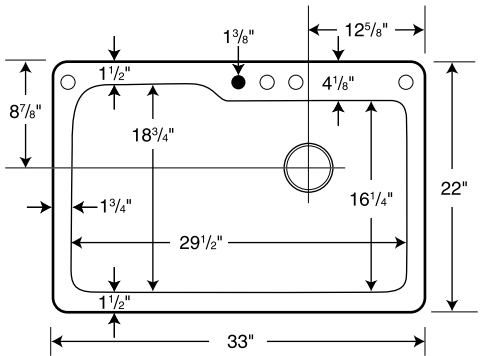
Manufactured from Swanstone solid surface
(see page 2 for detailed information)

Recommended for high use traffic areas and commercial surfaces

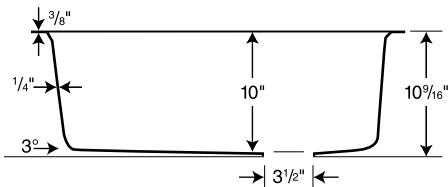
WARRANTY
Limited Lifetime – Residential
Limited 10-year – Commercial

FEATURES

- Easily accommodates your largest cooking pots and baking sheets
- Renewable surface will not wear away
- Hot pots and boiling water will not harm it
- Highest resistance of impact from heavy objects
- Easily accommodates all faucet styles
- Heat, stain and scratch resistant for lasting beauty
- Matching or contrasting countertops available. Contact a Swanstone representative for more information.



Capacity: 22 gallons



○ Drill Points ● Pre-drilled

SPECIFICATIONS

KSSB-3322 Large Single Bowl

Model	Part	Dimensions	Ship Wt. Lb.	Ship UPS	Carton Dims. In.	Cu. Ft.
KSSB-3322	KS03322SB	33" W x 22" D (838 mm x 559 mm)	33	UPS	39 x 26 x 13	7.63

ACCESSORIES

- CB-33 Cutting Board
- WB-DB Wire Basket

See page 13 for complete listing of all kitchen sink accessories.

STANDARDS AND RATINGS

Class 1A fire rating
American National Standard Institute—ANSI Z124.6
International Association of Plumbing and Mechanical Officials (IAPMO)—listed
cUPC listed—Certified to CSA Standard B45 by IAPMO
National Sanitation Foundation-NSF Splash Zone, -NSF Food Zone
American Society for Testing and Materials
National Electrical Manufacturers Association

For a complete list of tests and results see the Technical Data Sheet – page 131.

SUPPORT DOCUMENTS

Installation instructions available on line at www.swanstone.com



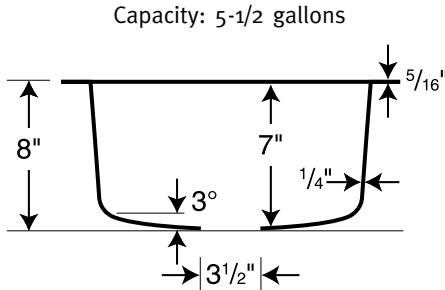
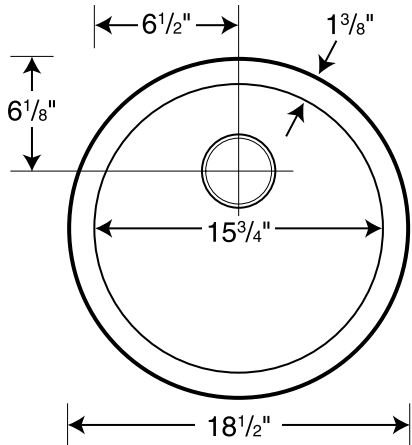
Manufactured from Swanstone solid surface
(see page 2 for detailed information)

Recommended for high use traffic areas and commercial surfaces

WARRANTY
Limited Lifetime – Residential
Limited 10-year – Commercial

FEATURES

- Ideal as a vegetable prep sink in kitchen island
- Also makes a high-capacity entertainment sink
- Renewable surface will not wear away
- Hot pots and boiling water will not harm it
- Highest resistance of impact from heavy objects
- Easily accommodates all faucet styles
- Heat, stain and scratch resistant for lasting beauty
- Matching or contrasting countertops available. Contact a Swanstone representative for more information.



SPECIFICATIONS

KSRB-18 Round Bowl						
Model	Part	Dimensions	Ship Wt. Lb.	Ship UPS	Carton Dims. In.	Cu. Ft.
KSRB-18	KS00018RB	18-1/2" Diameter (470 mm)	18	UPS	22 x 21 x 10	2.68

STANDARDS AND RATINGS

Class 1A fire rating
American National Standard Institute—ANSI Z124.6
International Association of Plumbing and Mechanical Officials (IAPMO)—listed cUPC listed—Certified to CSA Standard B45 by IAPMO
National Sanitation Foundation-NSF Splash Zone, -NSF Food Zone
American Society for Testing and Materials
National Electrical Manufacturers Association

For a complete list of tests and results see the Technical Data Sheet – page 131.

SUPPORT DOCUMENTS

Installation instructions available on line at www.swanstone.com



COLORS

(See inside back cover for color sample.)

- White (010)
 - Bone (037)
 - Bisque (018)
 - Almond Galaxy (046)
 - Arctic Granite (035)
 - Barley (091)
 - Bermuda Sand (040)
 - Gray Granite (042)
 - Green Pasture (095)
 - Sierra (094)
 - Tahiti Blue (056)
 - Tahiti Desert (050)
 - Tahiti Evergreen (057)
 - Tahiti Gray (053)
 - Tahiti Ivory (059)
 - Tahiti Matrix (058)
 - Tahiti Rose (052)
 - Tahiti Sand (051)
- Tahiti Terra (055)
 - Tahiti White (011)
 - Cornflower (063)
 - Ironweed (061)
 - Night Sky (012)
 - Purple Sage (064)
 - Wild Indigo (022)
 - Winter Wheat (060)
 - Indian Grass (071)
 - Black Galaxy (015)
 - Pebble (072)
 - Seafoam (074)
 - Glacier (121)
 - Prairie (122)
 - Acorn (123)
 - Canyon (124)
 - Baby's Breath (168)
 - Caraway Seed (169)

MAINTENANCE AND
CLEANING INFORMATION

Clean your Swanstone sink by using abrasive cleaners such as Comet, Ajax, Bon Ami, Soft Scrub, etc. Use of a Scotch-Brite pad, nylon scrub pad, or Mr. Clean Magic Eraser is also recommended. Food based stains can be removed using a 50/50 bleach and water solution and soaking for 15 minutes. For rust or other mineral based stains, products such as Rust-Out or Whink are acceptable. To restore luster and extend time between cleanings, Weiman's Granite Polish is recommended. **Do not** use SOS, Brillo or other metal scouring pads.

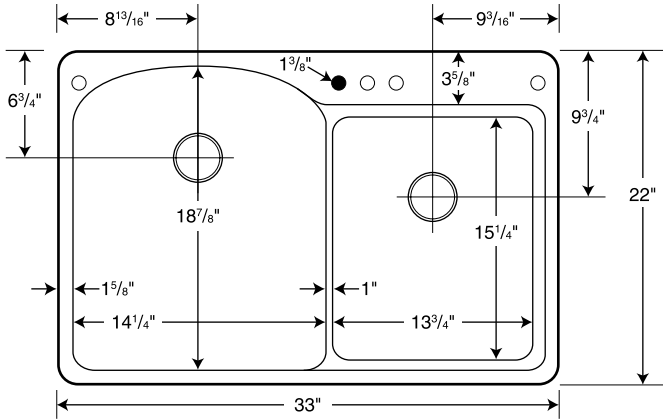
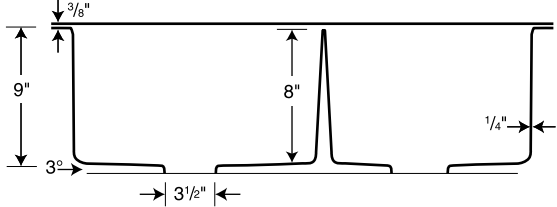
Manufactured from Swanstone solid surface
(see page 2 for detailed information)

Recommended for high use traffic areas and commercial surfaces

WARRANTY
Limited Lifetime – Residential
Limited 10-year – Commercial

FEATURES

- Swanstone's most popular sink
- Classic style in a standard style
- Renewable surface will not wear away
- Hot pots and boiling water will not harm it
- Highest resistance of impact from heavy objects
- Easily accommodates all faucet styles
- Heat, stain and scratch resistant for lasting beauty
- Matching or contrasting countertops available. Contact a Swanstone representative for more information.



○ Drill Points ● Pre-drilled

SPECIFICATIONS

KSDB-3322 Double Bowl						
Model	Part	Dimensions	Ship Wt. Lb.	Ship UPS	Carton Dims. In.	Cu. Ft.
KSDB-3322	KS03322DB	33" W x 22" D (838 mm x 559 mm)	33	UPS	26 x 13 x 39	7.63

Also available in skid packs. Call for price quote.

ACCESSORIES

- CB-22 Wood or White/Bone Polyethylene Cutting Board
- WB-DB & WB-22 Wire Basket
- BR-DB Basin Rack

See page 13 for complete listing of all kitchen sink accessories.

STANDARDS AND RATINGS

Class 1A fire rating
American National Standard Institute—ANSI Z124.6
International Association of Plumbing and Mechanical Officials (IAPMO)—listed cUPC listed—Certified to CSA Standard B45 by IAPMO
National Sanitation Foundation-NSF Splash Zone, -NSF Food Zone
American Society for Testing and Materials
National Electrical Manufacturers Association

For a complete list of tests and results see the Technical Data Sheet – page 131.

SUPPORT DOCUMENTS

Installation instructions available on line at www.swanstone.com



COLORS

(See inside back cover for color sample.)

- White (010)
 - Bone (037)
 - Bisque (018)
 - Almond Galaxy (046)
 - Arctic Granite (035)
 - Barley (091)
 - Bermuda Sand (040)
 - Gray Granite (042)
 - Green Pasture (095)
 - Sierra (094)
 - Tahiti Blue (056)
 - Tahiti Desert (050)
 - Tahiti Evergreen (057)
 - Tahiti Gray (053)
 - Tahiti Ivory (059)
 - Tahiti Matrix (058)
 - Tahiti Rose (052)
 - Tahiti Sand (051)
- Tahiti Terra (055)
 - Tahiti White (011)
 - Cornflower (063)
 - Ironweed (061)
 - Night Sky (012)
 - Purple Sage (064)
 - Wild Indigo (022)
 - Winter Wheat (060)
 - Indian Grass (071)
 - Black Galaxy (015)
 - Pebble (072)
 - Seafoam (074)
 - Glacier (121)
 - Prairie (122)
 - Acorn (123)
 - Canyon (124)
 - Baby's Breath (168)
 - Caraway Seed (169)

MAINTENANCE AND
CLEANING INFORMATION

Clean your Swanstone sink by using abrasive cleaners such as Comet, Ajax, Bon Ami, Soft Scrub, etc. Use of a Scotch-Brite pad, nylon scrub pad, or Mr. Clean Magic Eraser is also recommended. Food based stains can be removed using a 50/50 bleach and water solution and soaking for 15 minutes. For rust or other mineral based stains, products such as Rust-Out or Whink are acceptable. To restore luster and extend time between cleanings, Weiman's Granite Polish is recommended. **Do not** use SOS, Brillo or other metal scouring pads.



KSLS-3322 Double Bowl

SWANSTONE KITCHEN SINKS

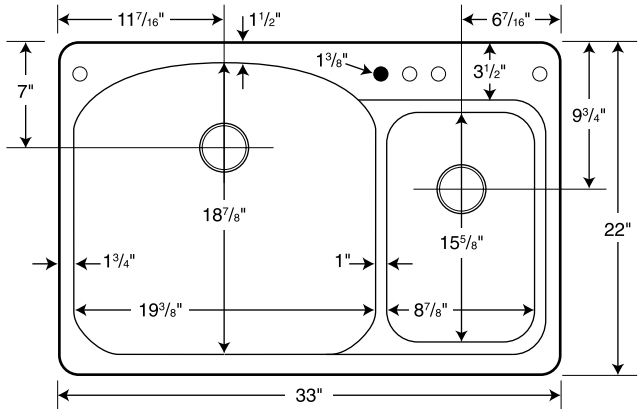
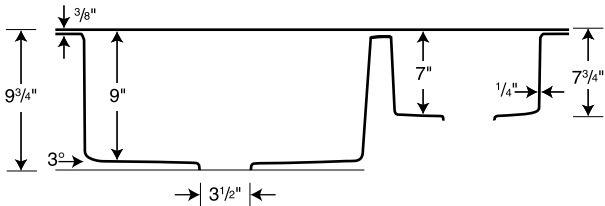
Manufactured from Swanstone solid surface
(see page 2 for detailed information)

Recommended for high use traffic areas and commercial surfaces

WARRANTY
Limited Lifetime – Residential
Limited 10-year – Commercial

FEATURES

- Designed with gourmet-style prep and clean-up features
- Renewable surface will not wear away
- Hot pots and boiling water will not harm it
- Highest resistance of impact from heavy objects
- Easily accommodates all faucet styles
- Heat, stain and scratch resistant for lasting beauty
- Matching or contrasting countertops available. Contact a Swanstone representative for more information.



○ Drill Points ● Pre-drilled

SPECIFICATIONS

KSLS-3322 Double Bowl						
Model	Part	Dimensions	Ship Wt. Lb.	Ship UPS	Carton Dims. In.	Cu. Ft.
KSLS-3322	KS03322LS	33" W x 22" D (838 mm x 559 mm)	30	UPS	38 x 25 x 13	7.15

ACCESSORIES

- CB-22 Wood or White/Bone Polyethylene Cutting Board
- WB-DB & WB-22 Wire Basket
- BR-LS Basin Rack

See page 13 for complete listing of all kitchen sink accessories.

STANDARDS AND RATINGS

Class 1A fire rating
American National Standard Institute—ANSI Z124.6
International Association of Plumbing and Mechanical Officials (IAPMO)—listed cUPC listed—Certified to CSA Standard B45 by IAPMO
National Sanitation Foundation-NSF Splash Zone, -NSF Food Zone
American Society for Testing and Materials
National Electrical Manufacturers Association

For a complete list of tests and results see the Technical Data Sheet – page 131.

SUPPORT DOCUMENTS

Installation instructions available on line at www.swanstone.com



MADE IN USA.

COLORS

(See inside back cover for color sample.)

- White (010)
 - Bone (037)
 - Bisque (018)
 - Almond Galaxy (046)
 - Arctic Granite (035)
 - Barley (091)
 - Bermuda Sand (040)
 - Gray Granite (042)
 - Green Pasture (095)
 - Sierra (094)
 - Tahiti Blue (056)
 - Tahiti Desert (050)
 - Tahiti Evergreen (057)
 - Tahiti Gray (053)
 - Tahiti Ivory (059)
 - Tahiti Matrix (058)
 - Tahiti Rose (052)
 - Tahiti Sand (051)
- Tahiti Terra (055)
 - Tahiti White (011)
 - Cornflower (063)
 - Ironweed (061)
 - Night Sky (012)
 - Purple Sage (064)
 - Wild Indigo (022)
 - Winter Wheat (060)
 - Indian Grass (071)
 - Black Galaxy (015)
 - Pebble (072)
 - Seafoam (074)
 - Glacier (121)
 - Prairie (122)
 - Acorn (123)
 - Canyon (124)
 - Baby's Breath (168)
 - Caraway Seed (169)

MAINTENANCE AND CLEANING INFORMATION

Clean your Swanstone sink by using abrasive cleaners such as Comet, Ajax, Bon Ami, Soft Scrub, etc. Use of a Scotch-Brite pad, nylon scrub pad, or Mr. Clean Magic Eraser is also recommended. Food based stains can be removed using a 50/50 bleach and water solution and soaking for 15 minutes. For rust or other mineral based stains, products such as Rust-Out or Whink are acceptable. To restore luster and extend time between cleanings, Weiman's Granite Polish is recommended. **Do not** use SOS, Brillo or other metal scouring pads.



KSSB-2522 Single Bowl

SWANSTONE KITCHEN SINKS

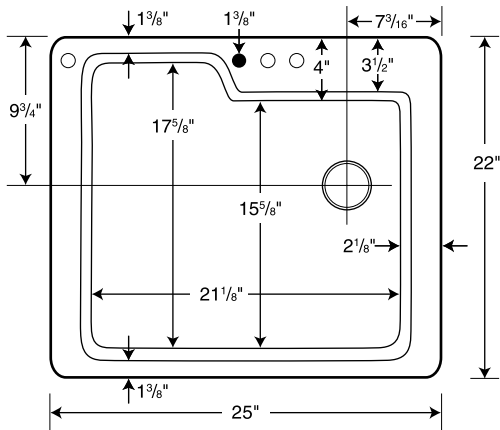
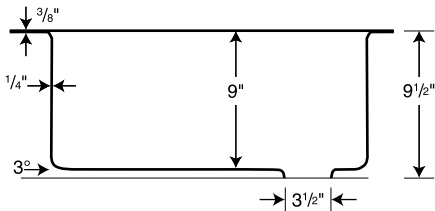
Manufactured from Swanstone solid surface
(see page 2 for detailed information)

Recommended for high use traffic areas and commercial surfaces

WARRANTY
Limited Lifetime – Residential
Limited 10-year – Commercial

FEATURES

- Incorporates specialized convenience features into compact design
- Renewable surface will not wear away
- Hot pots and boiling water will not harm it
- Highest resistance of impact from heavy objects
- Easily accommodates all faucet styles
- Heat, stain and scratch resistant for lasting beauty
- Matching or contrasting countertops available. Contact a Swanstone representative for more information.



○ Drill Points ● Pre-drilled

SPECIFICATIONS

KSSB-2522 Single Bowl						
Model	Part	Dimensions	Ship Wt. Lb.	Ship UPS	Carton Dims. In.	Cu. Ft.
KSSB-2522	KS02522SB	25" W x 22" D (635 mm x 559 mm)	23	UPS	26 x 14 x 29	6.11

ACCESSORIES

- CB-22 Wood or White/Bone Polyethylene Cutting Board
- WB-DB & WB-22 Wire Basket

See page 13 for complete listing of all kitchen sink accessories.

STANDARDS AND RATINGS

Class 1A fire rating
American National Standard Institute—ANSI Z124.6
International Association of Plumbing and Mechanical Officials (IAPMO)—listed cUPC listed—Certified to CSA Standard B45 by IAPMO
National Sanitation Foundation-NSF Splash Zone, -NSF Food Zone
American Society for Testing and Materials
National Electrical Manufacturers Association

For a complete list of tests and results see the Technical Data Sheet – page 131.

SUPPORT DOCUMENTS

Installation instructions available on line at www.swanstone.com



MADE IN USA.

COLORS

(See inside back cover for color sample.)

- White (010)
 - Bone (037)
 - Bisque (018)
 - Almond Galaxy (046)
 - Arctic Granite (035)
 - Barley (091)
 - Bermuda Sand (040)
 - Gray Granite (042)
 - Green Pasture (095)
 - Sierra (094)
 - Tahiti Blue (056)
 - Tahiti Desert (050)
 - Tahiti Evergreen (057)
 - Tahiti Gray (053)
 - Tahiti Ivory (059)
 - Tahiti Matrix (058)
 - Tahiti Rose (052)
 - Tahiti Sand (051)
- Tahiti Terra (055)
 - Tahiti White (011)
 - Cornflower (063)
 - Ironweed (061)
 - Night Sky (012)
 - Purple Sage (064)
 - Wild Indigo (022)
 - Winter Wheat (060)
 - Indian Grass (071)
 - Black Galaxy (015)
 - Pebble (072)
 - Seafoam (074)
 - Glacier (121)
 - Prairie (122)
 - Acorn (123)
 - Canyon (124)
 - Baby's Breath (168)
 - Caraway Seed (169)

MAINTENANCE AND CLEANING INFORMATION

Clean your Swanstone sink by using abrasive cleaners such as Comet, Ajax, Bon Ami, Soft Scrub, etc. Use of a Scotch-Brite pad, nylon scrub pad, or Mr. Clean Magic Eraser is also recommended. Food based stains can be removed using a 50/50 bleach and water solution and soaking for 15 minutes. For rust or other mineral based stains, products such as Rust-Out or Whink are acceptable. To restore luster and extend time between cleanings, Weiman's Granite Polish is recommended. **Do not** use SOS, Brillo or other metal scouring pads.



KSTB-4422 Triple Bowl

SWANSTONE KITCHEN SINKS

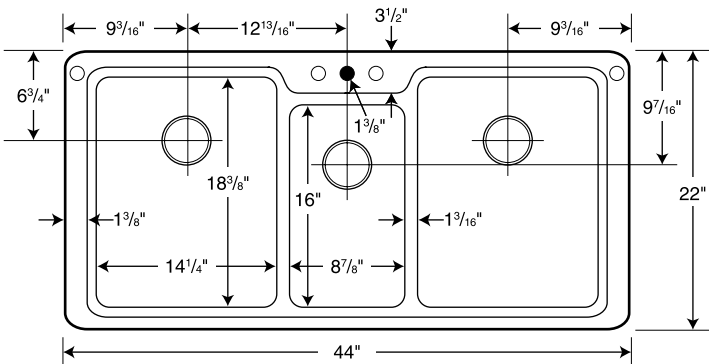
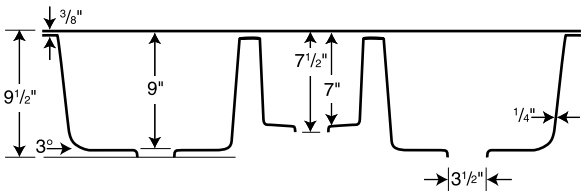
Manufactured from Swanstone solid surface
(see page 2 for detailed information)

Recommended for high use traffic areas and commercial surfaces

WARRANTY
Limited Lifetime – Residential
Limited 10-year – Commercial

FEATURES

- Three bowls for maximum workspace
- Renewable surface will not wear away
- Hot pots and boiling water will not harm it
- Highest resistance of impact from heavy objects
- Easily accommodates all faucet styles
- Heat, stain and scratch resistant for lasting beauty
- Matching or contrasting countertops available. Contact a Swanstone representative for more information.



Capacity:
Large: 7-1/4 gallons
Small: 3-1/2 gallons

○ Drill Points ● Pre-drilled

SPECIFICATIONS

KSTB-4422 Triple Bowl						
Model	Part	Dimensions	Ship Wt. Lb.	Ship UPS	Carton Dims. In.	Cu. Ft.
KSTB-4422	KSo4422TB	44" W x 22" D (1118 mm x 559 mm)	46	UPS	48 x 27 x 13	9.75

ACCESSORIES

- CB-44 Wood Cutting Board
- WB-DB & WB-22 Wire Basket
- BR-LBTB Basin Rack
- DG-44 Drain Grid

See page 13 for complete listing of all kitchen sink accessories.

STANDARDS AND RATINGS

Class 1A fire rating
American National Standard Institute—ANSI Z124.6
International Association of Plumbing and Mechanical Officials (IAPMO)—listed
cUPC listed—Certified to CSA Standard B45 by IAPMO
National Sanitation Foundation-NSF Splash Zone, -NSF Food Zone
American Society for Testing and Materials
National Electrical Manufacturers Association

For a complete list of tests and results see the Technical Data Sheet – page 131.

SUPPORT DOCUMENTS

Installation instructions available on line at www.swanstone.com



COLORS

(See inside back cover for color sample.)

- White (010)
 - Bone (037)
 - Bisque (018)
 - Almond Galaxy (046)
 - Arctic Granite (035)
 - Barley (091)
 - Bermuda Sand (040)
 - Gray Granite (042)
 - Green Pasture (095)
 - Sierra (094)
 - Tahiti Blue (056)
 - Tahiti Desert (050)
 - Tahiti Evergreen (057)
 - Tahiti Gray (053)
 - Tahiti Ivory (059)
 - Tahiti Matrix (058)
 - Tahiti Rose (052)
 - Tahiti Sand (051)
- Tahiti Terra (055)
 - Tahiti White (011)
 - Cornflower (063)
 - Ironweed (061)
 - Night Sky (012)
 - Purple Sage (064)
 - Wild Indigo (022)
 - Winter Wheat (060)
 - Indian Grass (071)
 - Black Galaxy (015)
 - Pebble (072)
 - Seafoam (074)
 - Glacier (121)
 - Prairie (122)
 - Acorn (123)
 - Canyon (124)
 - Baby's Breath (168)
 - Caraway Seed (169)

MAINTENANCE AND CLEANING INFORMATION

Clean your Swanstone sink by using abrasive cleaners such as Comet, Ajax, Bon Ami, Soft Scrub, etc. Use of a Scotch-Brite pad, nylon scrub pad, or Mr. Clean Magic Eraser is also recommended. Food based stains can be removed using a 50/50 bleach and water solution and soaking for 15 minutes. For rust or other mineral based stains, products such as Rust-Out or Whink are acceptable. To restore luster and extend time between cleanings, Weiman's Granite Polish is recommended. **Do not** use SOS, Brillo or other metal scouring pads.



KSDB-2518 Space-Saver Double Bowl

SWANSTONE KITCHEN SINKS

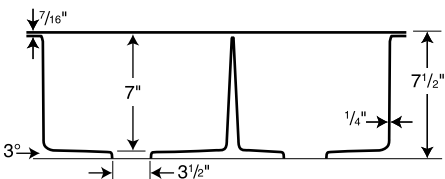
Manufactured from Swanstone solid surface
(see page 2 for detailed information)

Recommended for high use traffic areas and commercial surfaces

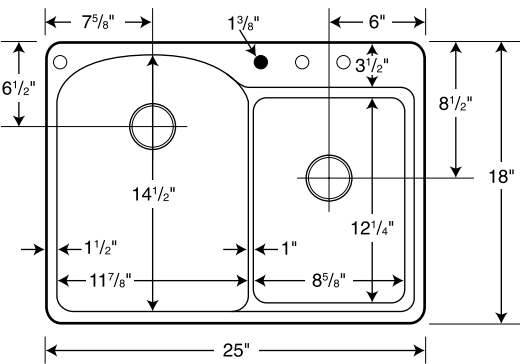
WARRANTY
Limited Lifetime – Residential
Limited 10-year – Commercial

FEATURES

- Ideal double-bowl for recreation vehicles, boats and other limited spaces
- Renewable surface will not wear away
- Hot pots and boiling water will not harm it
- Highest resistance of impact from heavy objects
- Easily accommodates all faucet styles
- Heat, stain and scratch resistant for lasting beauty
- Matching or contrasting countertops available. Contact a Swanstone representative for more information.



Capacity:
Large: 4 gallons
Small: 2-1/2 gallons



○ Drill Points ● Pre-drilled

SPECIFICATIONS

KSDB-2518 Space-Saver Double Bowl						
Model	Part	Dimensions	Ship Wt. Lb.	Ship UPS	Carton Dims. In.	Cu. Ft.
KSDB-2518	KSo2518DB	25" W x 18" D (635 mm x 457 mm)	18	UPS	30 x 23 x 11	4.4

Also available in skid packs. Call for price quote.

STANDARDS AND RATINGS

Class 1A fire rating
American National Standard Institute—ANSI Z124.6
International Association of Plumbing and Mechanical Officials (IAPMO)—listed
cUPC listed—Certified to CSA Standard B45 by IAPMO
National Sanitation Foundation-NSF Splash Zone, -NSF Food Zone
American Society for Testing and Materials
National Electrical Manufacturers Association

For a complete list of tests and results see the Technical Data Sheet – page 131.

SUPPORT DOCUMENTS

Installation instructions available on line at www.swanstone.com



COLORS

(See inside back cover for color sample.)

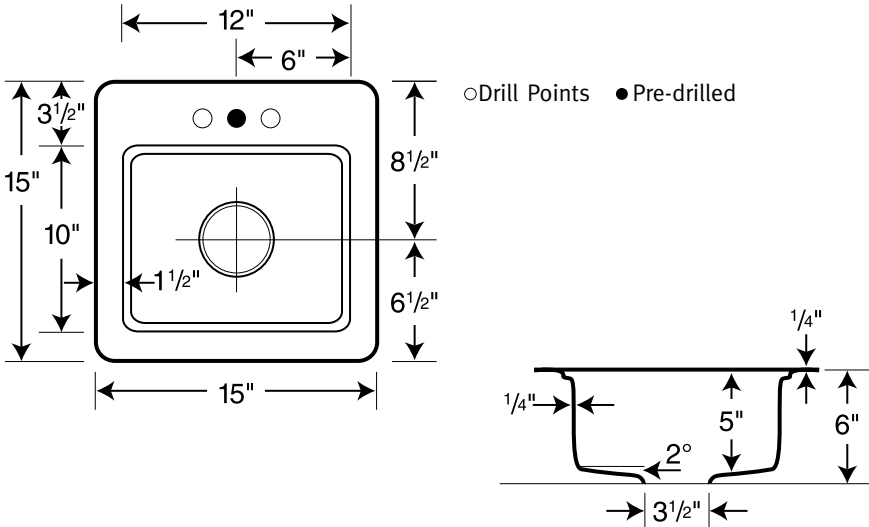
- White (010)
 - Bone (037)
 - Bisque (018)
 - Almond Galaxy (046)
 - Arctic Granite (035)
 - Barley (091)
 - Bermuda Sand (040)
 - Gray Granite (042)
 - Green Pasture (095)
 - Sierra (094)
 - Tahiti Blue (056)
 - Tahiti Desert (050)
 - Tahiti Evergreen (057)
 - Tahiti Gray (053)
 - Tahiti Ivory (059)
 - Tahiti Matrix (058)
 - Tahiti Rose (052)
 - Tahiti Sand (051)
- Tahiti Terra (055)
 - Tahiti White (011)
 - Cornflower (063)
 - Ironweed (061)
 - Night Sky (012)
 - Purple Sage (064)
 - Wild Indigo (022)
 - Winter Wheat (060)
 - Indian Grass (071)
 - Black Galaxy (015)
 - Pebble (072)
 - Seafoam (074)
 - Glacier (121)
 - Prairie (122)
 - Acorn (123)
 - Canyon (124)
 - Baby's Breath (168)
 - Caraway Seed (169)

MAINTENANCE AND CLEANING INFORMATION

Clean your Swanstone sink by using abrasive cleaners such as Comet, Ajax, Bon Ami, Soft Scrub, etc. Use of a Scotch-Brite pad, nylon scrub pad, or Mr. Clean Magic Eraser is also recommended. Food based stains can be removed using a 50/50 bleach and water solution and soaking for 15 minutes. For rust or other mineral based stains, products such as Rust-Out or Whink are acceptable. To restore luster and extend time between cleanings, Weiman's Granite Polish is recommended. **Do not** use SOS, Brillo or other metal scouring pads.

FEATURES

- Solid surface style in your entertainment space
- Renewable surface will not wear away
- Hot pots and boiling water will not harm it
- Highest resistance of impact from heavy objects
- Easily accommodates all faucet styles
- Heat, stain and scratch resistant for lasting beauty
- Matching or contrasting countertops available. Contact a Swanstone representative for more information.



SPECIFICATIONS

BS-1515 Entertainment Sink						
Model	Part	Dimensions	Ship Wt. Lb.	Ship UPS	Carton Dims. In.	Cu. Ft.
BS-1515	BS01515	15" W x 15" D (381 mm x 381 mm)	10	UPS	19 x 18 x 8	1.59

ACCESSORIES

- BS-CB Teak Cutting Board

See page 13 for complete listing of all kitchen sink accessories.

STANDARDS AND RATINGS

Class 1A fire rating
American National Standard Institute—ANSI Z124.6
International Association of Plumbing and Mechanical Officials (IAPMO)—listed
cUPC listed—Certified to CSA Standard B45 by IAPMO
National Sanitation Foundation-NSF Splash Zone, -NSF Food Zone
American Society for Testing and Materials
National Electrical Manufacturers Association

For a complete list of tests and results see the Technical Data Sheet – page 131.

SUPPORT DOCUMENTS

Installation instructions available on line at www.swanstone.com



WARRANTY
Limited Lifetime – Residential
Limited 10-year – Commercial

COLORS

(See inside back cover for color sample.)

- White (010)
- Bone (037)
- Bisque (018)
- Almond Galaxy (046)
- Arctic Granite (035)
- Barley (091)
- Bermuda Sand (040)
- Gray Granite (042)
- Green Pasture (095)
- Sierra (094)
- Tahiti Blue (056)
- Tahiti Desert (050)
- Tahiti Evergreen (057)
- Tahiti Gray (053)
- Tahiti Ivory (059)
- Tahiti Matrix (058)
- Tahiti Rose (052)
- Tahiti Sand (051)
- Tahiti Terra (055)
- Tahiti White (011)
- Cornflower (063)
- Ironweed (061)
- Night Sky (012)
- Purple Sage (064)
- Wild Indigo (022)
- Winter Wheat (060)
- Indian Grass (071)
- Black Galaxy (015)
- Pebble (072)
- Seafoam (074)
- Glacier (121)
- Prairie (122)
- Acorn (123)
- Canyon (124)
- Baby's Breath (168)
- Caraway Seed (169)

MAINTENANCE AND
CLEANING INFORMATION

Clean your Swanstone sink by using abrasive cleaners such as Comet, Ajax, Bon Ami, Soft Scrub, etc. Use of a Scotch-Brite pad, nylon scrub pad, or Mr. Clean Magic Eraser is also recommended. Food based stains can be removed using a 50/50 bleach and water solution and soaking for 15 minutes. For rust or other mineral based stains, products such as Rust-Out or Whink are acceptable. To restore luster and extend time between cleanings, Weiman's Granite Polish is recommended. **Do not** use SOS, Brillo or other metal scouring pads.

Model	Color	Sink
Cutting Boards		
BS-CB	Teak	BS-1515
CB-22	White, Bone, Wood	KSDB-3322, KSLS-3322 KSSB-2522
CB-33	White, Bone, Wood	KSSB-3322
CB-LB	Wood	KSLB-3322
CB-44	Wood	KSTB-4422
Wire Baskets		
WB-22	White, Bone	KSDB-3322, KSLS-3322 KSSB-2522, KSTB-4422
WB-DB	White, Bone	KSSB-3322, KSDB-3322, KSLS-3322, KSSB-2522, KSTB-4422
WB-LB	White	KSLB-3322
Basin Racks		
BR-DB	White	KSDB-3322 (right bowl)
BR-LBTB	White	KSLB-3322, KSTB4422
BR-LS	White	KSLS-3322 (left bowl)
Drain Grids		
DG-44	White	KSTB-4422



US-2215 Single Bowl

SWANSTONE KITCHEN SINKS

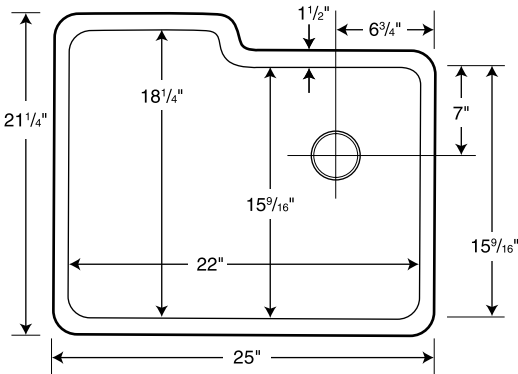
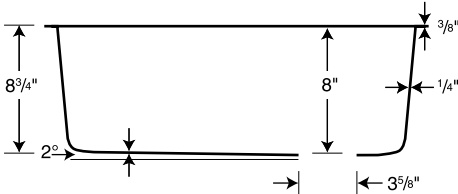
Manufactured from Swanstone solid surface
(see page 2 for detailed information)

Recommended for high use traffic areas and commercial surfaces

WARRANTY
Limited Lifetime – Residential
Limited 10-year – Commercial

FEATURES

- Reinforced solid surface means color and texture run all the way through and cannot wear away
- Mounts underneath your choice of countertop for high-design appeal
- Heat, stain, and scratch resistant for lasting beauty
- Available in a wide variety of solid and granite colors
- Matching or contrasting countertops available. Contact a Swanstone representative for more information.



SPECIFICATIONS

US-2215 Single Bowl						
Model	Part	Dimensions	Ship Wt. Lb.	Ship UPS	Carton Dims. In.	Cu. Ft.
US-2215	US02215SB	25" W x 21-1/4" D (635 mm x 540 mm)	25	UPS	28 x 24 x 12	4.67

STANDARDS AND RATINGS

Class 1A fire rating
American National Standard Institute—ANSI Z124.6
International Association of Plumbing and Mechanical Officials (IAPMO)—listed
cUPC listed—Certified to CSA Standard B45 by IAPMO
National Sanitation Foundation-NSF Splash Zone, -NSF Food Zone
American Society for Testing and Materials
National Electrical Manufacturers Association

For a complete list of tests and results see the Technical Data Sheet – page 131.

SUPPORT DOCUMENTS

Installation instructions available on line at www.swanstone.com



COLORS

(See inside back cover for color sample.)

- White (010)
 - Bone (037)
 - Bisque (018)
 - Almond Galaxy (046)
 - Arctic Granite (035)
 - Barley (091)
 - Bermuda Sand (040)
 - Gray Granite (042)
 - Green Pasture (095)
 - Sierra (094)
 - Tahiti Blue (056)
 - Tahiti Desert (050)
 - Tahiti Evergreen (057)
 - Tahiti Gray (053)
 - Tahiti Ivory (059)
 - Tahiti Matrix (058)
 - Tahiti Rose (052)
 - Tahiti Sand (051)
- Tahiti Terra (055)
 - Tahiti White (011)
 - Cornflower (063)
 - Ironweed (061)
 - Night Sky (012)
 - Purple Sage (064)
 - Wild Indigo (022)
 - Winter Wheat (060)
 - Indian Grass (071)
 - Black Galaxy (015)
 - Pebble (072)
 - Seafoam (074)
 - Glacier (121)
 - Prairie (122)
 - Acorn (123)
 - Canyon (124)
 - Baby's Breath (168)
 - Caraway Seed (169)

MAINTENANCE AND CLEANING INFORMATION

Clean your Swanstone sink by using abrasive cleaners such as Comet, Ajax, Bon Ami, Soft Scrub, etc. Use of a Scotch-Brite pad, nylon scrub pad, or Mr. Clean Magic Eraser is also recommended. Food based stains can be removed using a 50/50 bleach and water solution and soaking for 15 minutes. For rust or other mineral based stains, products such as Rust-Out or Whink are acceptable. To restore luster and extend time between cleanings, Weiman's Granite Polish is recommended. **Do not** use SOS, Brillo or other metal scouring pads.



US-3015 Double Bowl

SWANSTONE KITCHEN SINKS

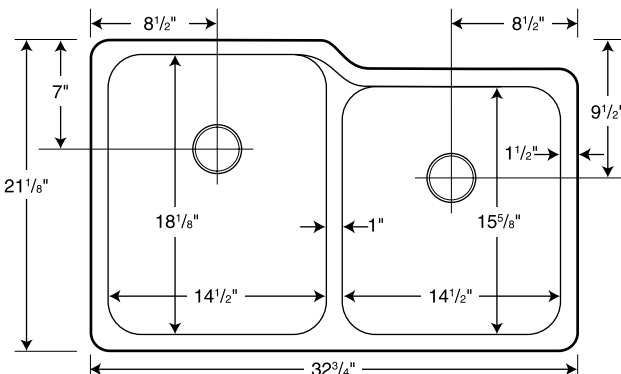
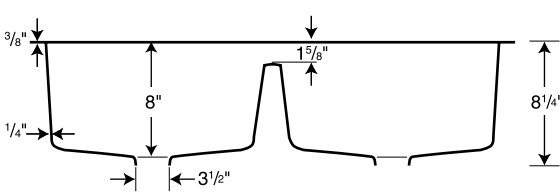
Manufactured from Swanstone solid surface
(see page 2 for detailed information)

Recommended for high use traffic areas and commercial surfaces

WARRANTY
Limited Lifetime – Residential
Limited 10-year – Commercial

FEATURES

- Reinforced solid surface means color and texture run all the way through and cannot wear away
- Mounts underneath your choice of countertop for high-design appeal
- Heat, stain, and scratch resistant for lasting beauty
- Available in a wide variety of solid and granite colors
- Matching or contrasting countertops available. Contact a Swanstone representative for more information.



SPECIFICATIONS

US-3015 Double Bowl						
Model	Part	Dimensions	Ship Wt. Lb.	Ship UPS	Carton Dims. In.	Cu. Ft.
US-3015	US03015SB	32-3/4" W x 21-1/8" D (832 mm x 539 mm)	39	UPS	37 x 24 x 13	6.68

STANDARDS AND RATINGS

Class 1A fire rating
American National Standard Institute—ANSI Z124.6
International Association of Plumbing and Mechanical Officials (IAPMO)—listed
cUPC listed—Certified to CSA Standard B45 by IAPMO
National Sanitation Foundation-NSF Splash Zone, -NSF Food Zone
American Society for Testing and Materials
National Electrical Manufacturers Association

For a complete list of tests and results see the Technical Data Sheet – page 131.

SUPPORT DOCUMENTS

Installation instructions available on line at www.swanstone.com



COLORS

(See inside back cover for color sample.)

- White (010)
 - Bone (037)
 - Bisque (018)
 - Almond Galaxy (046)
 - Arctic Granite (035)
 - Barley (091)
 - Bermuda Sand (040)
 - Gray Granite (042)
 - Green Pasture (095)
 - Sierra (094)
 - Tahiti Blue (056)
 - Tahiti Desert (050)
 - Tahiti Evergreen (057)
 - Tahiti Gray (053)
 - Tahiti Ivory (059)
 - Tahiti Matrix (058)
 - Tahiti Rose (052)
 - Tahiti Sand (051)
- Tahiti Terra (055)
 - Tahiti White (011)
 - Cornflower (063)
 - Ironweed (061)
 - Night Sky (012)
 - Purple Sage (064)
 - Wild Indigo (022)
 - Winter Wheat (060)
 - Indian Grass (071)
 - Black Galaxy (015)
 - Pebble (072)
 - Seafoam (074)
 - Glacier (121)
 - Prairie (122)
 - Acorn (123)
 - Canyon (124)
 - Baby's Breath (168)
 - Caraway Seed (169)

MAINTENANCE AND CLEANING INFORMATION

Clean your Swanstone sink by using abrasive cleaners such as Comet, Ajax, Bon Ami, Soft Scrub, etc. Use of a Scotch-Brite pad, nylon scrub pad, or Mr. Clean Magic Eraser is also recommended. Food based stains can be removed using a 50/50 bleach and water solution and soaking for 15 minutes. For rust or other mineral based stains, products such as Rust-Out or Whink are acceptable. To restore luster and extend time between cleanings, Weiman's Granite Polish is recommended. **Do not** use SOS, Brillo or other metal scouring pads.

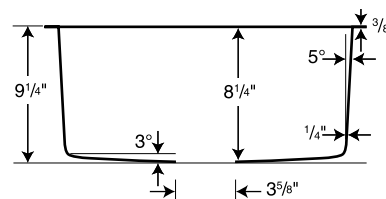
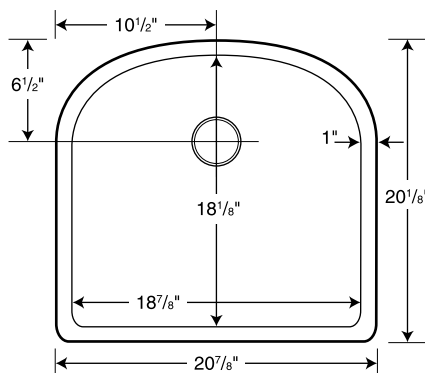
Manufactured from Swanstone solid surface
 (see page 2 for detailed information)

Recommended for high use traffic areas and commercial surfaces

WARRANTY
 Limited Lifetime – Residential
 Limited 10-year – Commercial

FEATURES

- Reinforced solid surface means color and texture run all the way through and cannot wear away
- Mounts underneath your choice of countertop for high-design appeal
- Heat, stain, and scratch resistant for lasting beauty
- Available in a wide variety of solid and granite colors
- Matching or contrasting countertops available. Contact a Swanstone representative for more information.



Capacity: 9 gallons

SPECIFICATIONS

US-2021 Large Bowl

Model	Part	Dimensions	Ship Wt. Lb.	Ship UPS	Carton Dims. In.	Cu. Ft.
US-2021	US02021SB	20-7/8" W x 20-1/8" D (530 mm x 511 mm)	22	UPS	25 x 24 x 11	3.82

COLORS

(See inside back cover for color sample.)

- White (010)
- Bone (037)
- Bisque (018)
- Almond Galaxy (046)
- Arctic Granite (035)
- Barley (091)
- Bermuda Sand (040)
- Gray Granite (042)
- Green Pasture (095)
- Sierra (094)
- Tahiti Blue (056)
- Tahiti Desert (050)
- Tahiti Evergreen (057)
- Tahiti Gray (053)
- Tahiti Ivory (059)
- Tahiti Matrix (058)
- Tahiti Rose (052)
- Tahiti Sand (051)
- Tahiti Terra (055)
- Tahiti White (011)
- Cornflower (063)
- Ironweed (061)
- Night Sky (012)
- Purple Sage (064)
- Wild Indigo (022)
- Indian Grass (071)
- Black Galaxy (015)
- Pebble (072)
- Seafoam (074)
- Glacier (121)
- Prairie (122)
- Acorn (123)
- Canyon (124)
- Baby's Breath (168)
- Caraway Seed (169)

STANDARDS AND RATINGS

Class 1A fire rating

American National Standard Institute—ANSI Z124.6

International Association of Plumbing and Mechanical Officials (IAPMO)—listed

cUPC listed—Certified to CSA Standard B45 by IAPMO

National Sanitation Foundation-NSF Splash Zone, -NSF Food Zone

American Society for Testing and Materials

National Electrical Manufacturers Association

For a complete list of tests and results see the Technical Data Sheet – page 131.

SUPPORT DOCUMENTS

Installation instructions available on line at www.swanstone.com

 **MADE IN USA.**

MAINTENANCE AND CLEANING INFORMATION

Clean your Swanstone sink by using abrasive cleaners such as Comet, Ajax, Bon Ami, Soft Scrub, etc. Use of a Scotch-Brite pad, nylon scrub pad, or Mr. Clean Magic Eraser is also recommended. Food based stains can be removed using a 50/50 bleach and water solution and soaking for 15 minutes. For rust or other mineral based stains, products such as Rust-Out or Whink are acceptable. To restore luster and extend time between cleanings, Weiman's Granite Polish is recommended. **Do not** use SOS, Brillo or other metal scouring pads.

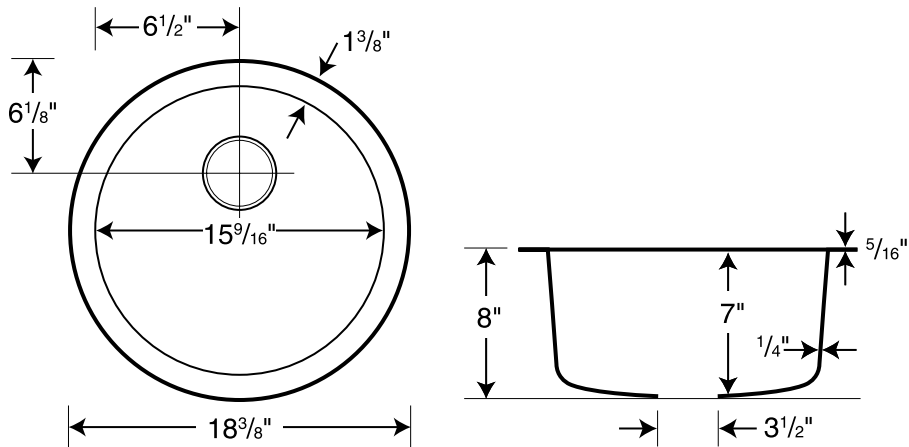
Manufactured from Swanstone solid surface
(see page 2 for detailed information)

Recommended for high use traffic areas and commercial surfaces

WARRANTY
Limited Lifetime – Residential
Limited 10-year – Commercial

FEATURES

- Reinforced solid surface means color and texture run all the way through and cannot wear away
- Mounts underneath your choice of countertop for high-design appeal
- Heat, stain, and scratch resistant for lasting beauty
- Available in a wide variety of solid and granite colors
- Matching or contrasting countertops available. Contact a Swanstone representative for more information.



Capacity: 5-1/2 gallons

SPECIFICATIONS

USRB-18 Round Bowl						
Model	Part	Dimensions	Ship Wt. Lb.	Ship UPS	Carton Dims. In.	Cu. Ft.
USRB-18	US00018RB	18-3/8" Diameter (467 mm)	18	UPS	22 x 21 x 10	2.67

STANDARDS AND RATINGS

Class 1A fire rating
American National Standard Institute—ANSI Z124.6
International Association of Plumbing and Mechanical Officials (IAPMO)—listed
cUPC listed—Certified to CSA Standard B45 by IAPMO
National Sanitation Foundation-NSF Splash Zone, -NSF Food Zone
American Society for Testing and Materials
National Electrical Manufacturers Association

For a complete list of tests and results see the Technical Data Sheet – page 131.

SUPPORT DOCUMENTS

Installation instructions available on line at www.swanstone.com



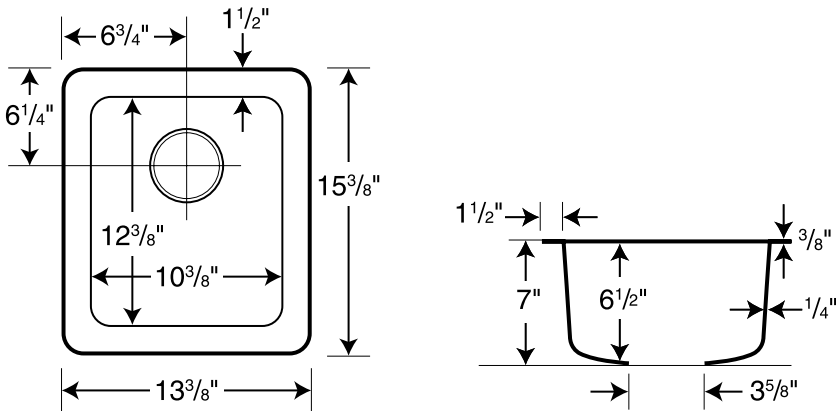
Manufactured from Swanstone solid surface
(see page 2 for detailed information)

Recommended for high use traffic areas and commercial surfaces

WARRANTY
Limited Lifetime – Residential
Limited 10-year – Commercial

FEATURES

- Reinforced solid surface means color and texture run all the way through and cannot wear away
- Mounts underneath your choice of countertop for high-design appeal
- Heat, stain, and scratch resistant for lasting beauty
- Available in a wide variety of solid and granite colors
- Matching or contrasting countertops available. Contact a Swanstone representative for more information.



Capacity: 2-1/2 gallons

SPECIFICATIONS

US-1210 Entertainment Sink						
Model	Part	Dimensions	Ship Wt. Lb.	Ship UPS	Carton Dims. In.	Cu. Ft.
US-1210	US01513SB	13-3/8" W x 15-3/8" D (340 mm x 391 mm)	11	UPS	19 x 16 x 9	1.58

STANDARDS AND RATINGS

Class 1A fire rating
American National Standard Institute—ANSI Z124.6
International Association of Plumbing and Mechanical Officials (IAPMO)—listed
cUPC listed—Certified to CSA Standard B45 by IAPMO
National Sanitation Foundation-NSF Splash Zone, -NSF Food Zone
American Society for Testing and Materials
National Electrical Manufacturers Association

For a complete list of tests and results see the Technical Data Sheet – page 131.

SUPPORT DOCUMENTS

Installation instructions available on line at www.swanstone.com





QZSB-2522 Single Bowl

GRANITE KITCHEN SINKS

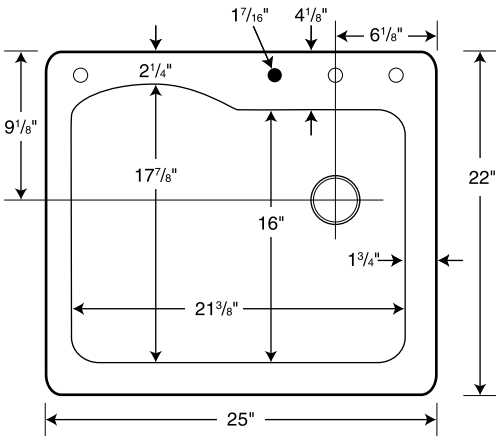
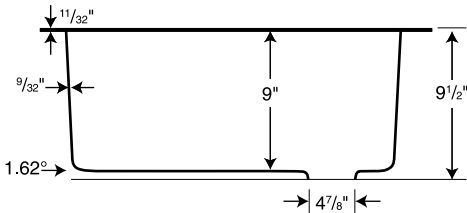
WARRANTY
Limited Lifetime – Residential
Limited 10-year – Commercial

Manufactured from Quartz natural stone
(see page 2 for detailed information)

Recommended for high use traffic areas and commercial surfaces

FEATURES

- Made with 80% quartz stone, only a diamond is harder
- Virtually indestructible, will not damage from kitchen use
- Standard sink size
- Ideal for remodeling or new construction
- Offers design flexibility, installs as a drop-in or undermount



○ Drill Points ● Pre-drilled

SPECIFICATIONS

QZSB-2522 Single Bowl

Model	Part	Dimensions	Ship Wt. Lb.	Ship UPS	Carton Dims. In.	Cu. Ft.
QZSB-2522	QZ02522SB	25" W x 22" D (635 mm x 559 mm)	40	UPS	33 x 30 x 18	10.31

ACCESSORIES

- QZ-22 Cutting Board

STANDARDS AND RATINGS

American National Standard Institute—ANSI Z124.6
International Association of Plumbing and Mechanical Officials (IAPMO) – listed
cUPC listed – Certified to CSA Standard B45 by IAPMO
Heat resistance to 392°F, 200°C

SUPPORT DOCUMENTS

Installation instructions available on line at www.swanstone.com

COLORS

(See inside back cover for color sample.)

- Bianca (075)
- Granito (076)
- Nero (077)
- Espresso (170) – Available in 2010

MAINTENANCE AND CLEANING INFORMATION

Clean your granite sink by using warm water and a soft cloth, sponge or Mr. Clean Magic Eraser. Non-abrasive liquid cleaners and detergents can also be used. Hard water, calcium and lime deposits can be removed with white vinegar on a paper towel and rinsing after 20 minutes. To restore luster and extend time between cleanings, Weiman's Granite Polish is recommended. Staining liquids such as dyes and vegetable juices should be rinsed off as soon as possible. **Do not** use abrasive cleaners, metal scouring pads, bleach or alkali cleaners such as ammonia.

Undermount clips sold separately. Faucet options are limited to available hole placement. Please contact your dealer for more information.



QZDB-3322 Double Bowl

GRANITE KITCHEN SINKS

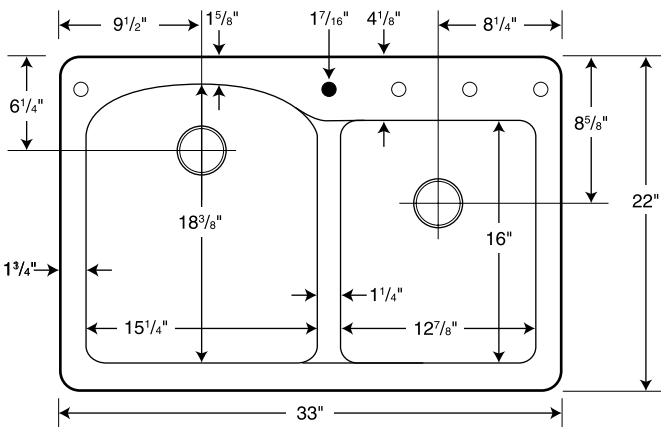
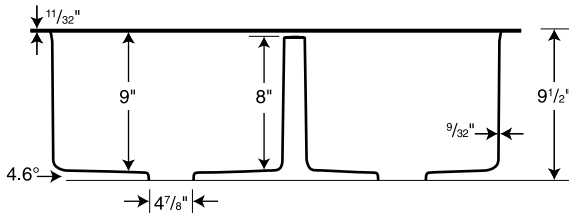
WARRANTY
Limited Lifetime – Residential
Limited 10-year – Commercial

Manufactured from Quartz natural stone
(see page 2 for detailed information)

Recommended for high use traffic areas and commercial surfaces

FEATURES

- Made with 80% quartz stone, only a diamond is harder
- Virtually indestructible, will not damage from kitchen use
- Standard sink size
- Ideal for remodeling or new construction
- Offers design flexibility, installs as a drop-in or undermount



○ Drill Points ● Pre-drilled

SPECIFICATIONS

QZDB-3322 Double Bowl

Model	Part	Dimensions	Ship Wt. Lb.	Ship UPS	Carton Dims. In.	Cu. Ft.
QZDB-3322	QZ03322DB	33" W x 22" D (838 mm x 559 mm)	62	UPS	39 x 28 x 13	8.22

ACCESSORIES

- QZ-22 Cutting Board

STANDARDS AND RATINGS

American National Standard Institute—ANSI Z124.6
International Association of Plumbing and Mechanical Officials (IAPMO) – listed
cUPC listed – Certified to CSA Standard B45 by IAPMO
Heat resistance to 392°F, 200°C

SUPPORT DOCUMENTS

Installation instructions available on line at www.swanstone.com

COLORS

(See inside back cover for color sample.)

- Bianca (075)
- Granito (076)
- Nero (077)
- Espresso (170) – Available in 2010

MAINTENANCE AND CLEANING INFORMATION

Clean your granite sink by using warm water and a soft cloth, sponge or Mr. Clean Magic Eraser. Non-abrasive liquid cleaners and detergents can also be used. Hard water, calcium and lime deposits can be removed with white vinegar on a paper towel and rinsing after 20 minutes. To restore luster and extend time between cleanings, Weiman's Granite Polish is recommended. Staining liquids such as dyes and vegetable juices should be rinsed off as soon as possible. **Do not** use abrasive cleaners, metal scouring pads, bleach or alkali cleaners such as ammonia.

Undermount clips sold separately. Faucet options are limited to available hole placement. Please contact your dealer for more information.



QZLS-3322 Large/Small Bowl

GRANITE KITCHEN SINKS

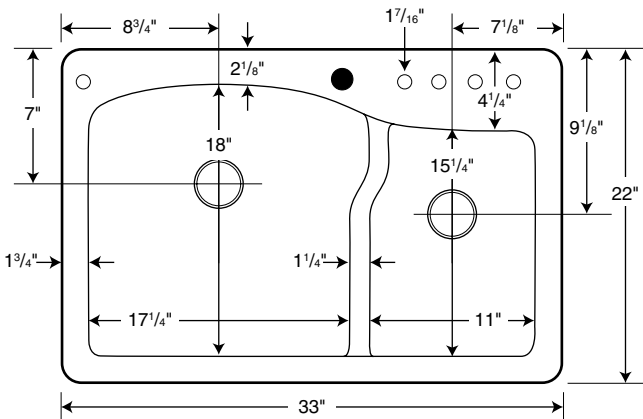
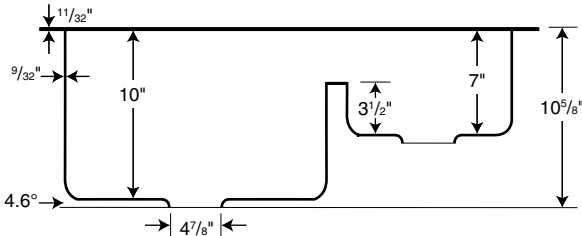
Manufactured from Quartz natural stone
(see page 2 for detailed information)

Recommended for high use traffic areas and commercial surfaces

WARRANTY
Limited Lifetime – Residential
Limited 10-year – Commercial

FEATURES

- Made with 80% quartz stone, only a diamond is harder
- Virtually indestructible, will not damage from kitchen use
- Standard sink size
- Ideal for remodeling or new construction
- Offers design flexibility, installs as a drop-in or undermount



○ Drill Points ● Pre-drilled

SPECIFICATIONS

QZLS-3322 Large/Small Bowl

Model	Part	Dimensions	Ship Wt. Lb.	Ship UPS	Carton Dims. In.	Cu. Ft.
QZLS-3322	QZ03322LS	33" W x 22" D (838 mm x 559 mm)	60	UPS	39 x 26 x 13	7.63

ACCESSORIES

- QZ-22 Cutting Board

STANDARDS AND RATINGS

American National Standard Institute—ANSI Z124.6
International Association of Plumbing and Mechanical Officials (IAPMO) – listed
cUPC listed – Certified to CSA Standard B45 by IAPMO
Heat resistance to 392°F, 200°C

SUPPORT DOCUMENTS

Installation instructions available on line at www.swanstone.com

COLORS

(See inside back cover for color sample.)

- Bianca (075)
- Granito (076)
- Nero (077)
- Espresso (170) – Available in 2010

MAINTENANCE AND CLEANING INFORMATION

Clean your granite sink by using warm water and a soft cloth, sponge or Mr. Clean Magic Eraser. Non-abrasive liquid cleaners and detergents can also be used. Hard water, calcium and lime deposits can be removed with white vinegar on a paper towel and rinsing after 20 minutes. To restore luster and extend time between cleanings, Weiman's Granite Polish is recommended. Staining liquids such as dyes and vegetable juices should be rinsed off as soon as possible. **Do not** use abrasive cleaners, metal scouring pads, bleach or alkali cleaners such as ammonia.

Undermount clips sold separately. Faucet options are limited to available hole placement. Please contact your dealer for more information.



QZAD-3322 Large Single Ascend™ Bow

GRANITE KITCHEN SINKS

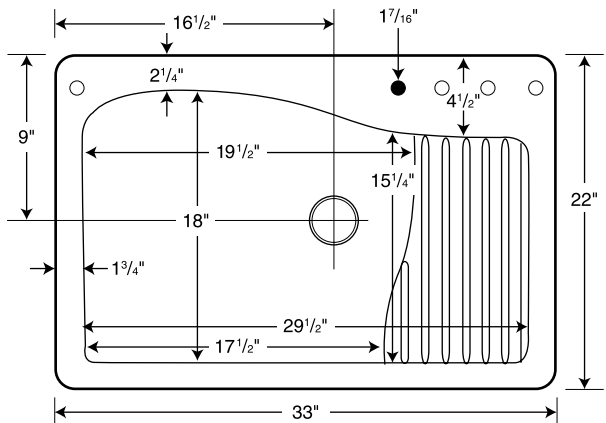
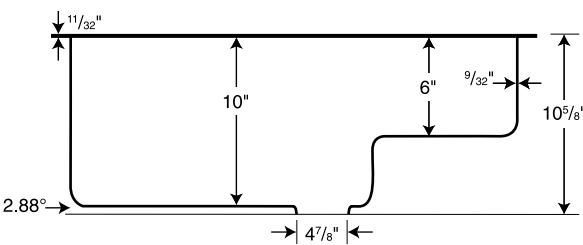
Manufactured from Quartz natural stone
(see page 2 for detailed information)

Recommended for high use traffic areas and commercial surfaces

WARRANTY
Limited Lifetime – Residential
Limited 10-year – Commercial

FEATURES

- Made with 80% quartz stone, only a diamond is harder
- Virtually indestructible, will not damage from kitchen use
- Standard sink size
- Ideal for remodeling or new construction
- Offers design flexibility, installs as a drop-in or undermount



○ Drill Points ● Pre-drilled

SPECIFICATIONS

QZAD-3322 Large Single Ascend™ Bowl

Model	Part	Dimensions	Ship Wt. Lb.	Ship UPS	Carton Dims. In.	Cu. Ft.
QZAD-3322	QZ03322AD	33" W x 22" D (838 mm x 559 mm)	54	UPS	39 x 26 x 13	7.63

ACCESSORIES

- QZ-22 Cutting Board

STANDARDS AND RATINGS

American National Standard Institute—ANSI Z124.6
International Association of Plumbing and Mechanical Officials (IAPMO) – listed
cUPC listed – Certified to CSA Standard B45 by IAPMO
Heat resistance to 392°F, 200°C

SUPPORT DOCUMENTS

Installation instructions available on line at www.swanstone.com

COLORS

(See inside back cover for color sample.)

- Bianca (075)
- Granito (076)
- Nero (077)
- Espresso (170) – Available in 2010

MAINTENANCE AND CLEANING INFORMATION

Clean your granite sink by using warm water and a soft cloth, sponge or Mr. Clean Magic Eraser. Non-abrasive liquid cleaners and detergents can also be used. Hard water, calcium and lime deposits can be removed with white vinegar on a paper towel and rinsing after 20 minutes. To restore luster and extend time between cleanings, Weiman's Granite Polish is recommended. Staining liquids such as dyes and vegetable juices should be rinsed off as soon as possible. **Do not** use abrasive cleaners, metal scouring pads, bleach or alkali cleaners such as ammonia.

Undermount clips sold separately. Faucet options are limited to available hole placement. Please contact your dealer for more information.



QZBS-1816 Granite Bar Sink

GRANITE KITCHEN SINKS

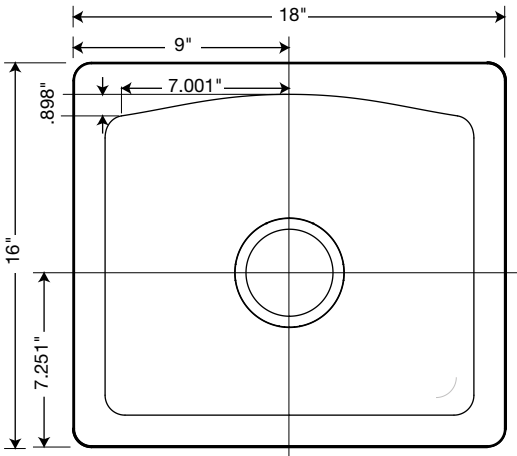
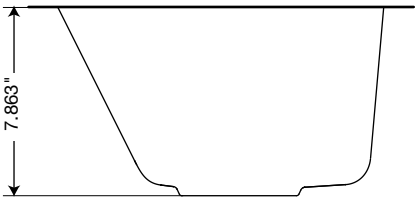
WARRANTY
Limited Lifetime – Residential
Limited 10-year – Commercial

Manufactured from Quartz natural stone
(see page 2 for detailed information)

Recommended for high use traffic areas and commercial surfaces

FEATURES

- Made with 80% quartz natural stone, only a diamond is harder
- Superb heat and scratch resistance
- Large, deep bowl is beautiful and versatile
- Ideal as a kitchen island sink
- Installs as a drop-in or undermount
- Available December 2009



SPECIFICATIONS

QZBS-1816 Granite Bar Sink

Model	Part	Dimensions	Ship Wt. Lb.	Ship UPS	Carton Dims. In.	Cu. Ft.
QZBS-1816	QZ01816BS	18" W x 16" D (457 mm x 406 mm)	17	UPS	20.69 x 18.56 x 11.1	2.88

STANDARDS AND RATINGS

American National Standard Institute—ANSI Z124.6
International Association of Plumbing and Mechanical Officials (IAPMO) – listed
cUPC listed – Certified to CSA Standard B45 by IAPMO
Heat resistance to 392°F, 200°C

SUPPORT DOCUMENTS

Installation instructions available on line at www.swanstone.com



COLORS

(See inside back cover for color sample.)

- Bianca (075)
- Granito (076)
- Nero (077)
- Espresso (170) – Available in 2010

MAINTENANCE AND CLEANING INFORMATION

Clean your granite sink by using warm water and a soft cloth, sponge or Mr. Clean Magic Eraser. Non-abrasive liquid cleaners and detergents can also be used. Hard water, calcium and lime deposits can be removed with white vinegar on a paper towel and rinsing after 20 minutes. To restore luster and extend time between cleanings, Weiman's Granite Polish is recommended. Staining liquids such as dyes and vegetable juices should be rinsed off as soon as possible. **Do not** use abrasive cleaners, metal scouring pads, bleach or alkali cleaners such as ammonia.

Undermount clips sold separately. Faucet options are limited to available hole placement. Please contact your dealer for more information.



QZES-3011 Granite Entertainment Sink

GRANITE KITCHEN SINKS

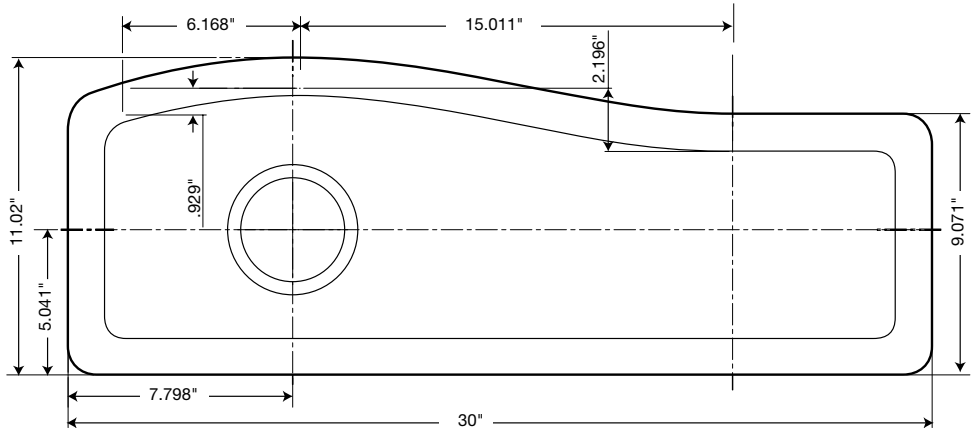
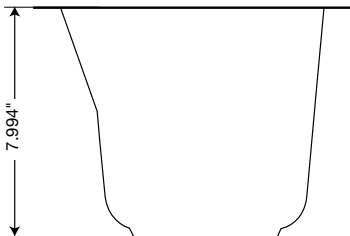
WARRANTY
Limited Lifetime – Residential
Limited 10-year – Commercial

Manufactured from Quartz natural stone
(see page 2 for detailed information)

Recommended for high use traffic areas and commercial surfaces

FEATURES

- Made with 80% quartz natural stone, only a diamond is harder
- Innovative platform design
- Ideal for bar and food prep and cleanup
- Superb heat and scratch resistance
- Installs as a drop-in or undermount
- Available December 2009



SPECIFICATIONS

QZES-3011 Granite Entertainment Sink

Model	Part	Dimensions	Ship Wt. Lb.	Ship UPS	Carton Dims. In.	Cu. Ft.
QZES-3011	QZ03011ES	30" W x 11.02" D (761 mm x 280 mm)	18	UPS	32.69 x 13.56 x 11.1	3.18

STANDARDS AND RATINGS

American National Standard Institute—ANSI Z124.6
International Association of Plumbing and Mechanical Officials (IAPMO) – listed
cUPC listed – Certified to CSA Standard B45 by IAPMO
Heat resistance to 392°F, 200°C

SUPPORT DOCUMENTS

Installation instructions available on line at www.swanstone.com



COLORS

(See inside back cover for color sample.)

- Bianca (075)
- Granito (076)
- Nero (077)
- Espresso (170) – Available in 2010

MAINTENANCE AND CLEANING INFORMATION

Clean your granite sink by using warm water and a soft cloth, sponge or Mr. Clean Magic Eraser. Non-abrasive liquid cleaners and detergents can also be used. Hard water, calcium and lime deposits can be removed with white vinegar on a paper towel and rinsing after 20 minutes. To restore luster and extend time between cleanings, Weiman's Granite Polish is recommended. Staining liquids such as dyes and vegetable juices should be rinsed off as soon as possible. **Do not** use abrasive cleaners, metal scouring pads, bleach or alkali cleaners such as ammonia.

Undermount clips sold separately. Faucet options are limited to available hole placement. Please contact your dealer for more information.



QUSB-2522 Granite Single Bowl

GRANITE UNDERMOUNT KITCHEN SINKS

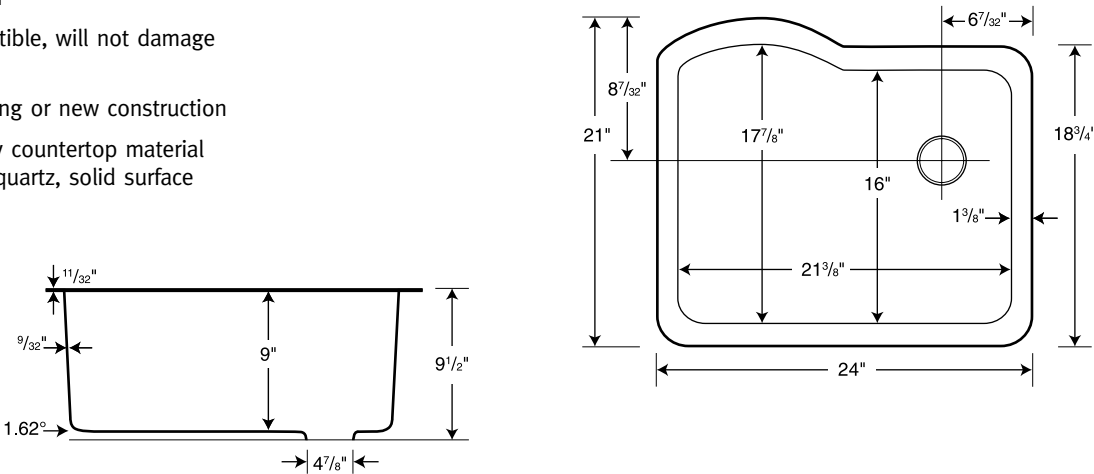
Manufactured from Quartz natural stone
(see page 2 for detailed information)

Recommended for high use traffic areas and commercial surfaces

WARRANTY
Limited Lifetime – Residential
Limited 10-year – Commercial

FEATURES

- Made with 80% quartz stone, only a diamond is harder
- Virtually indestructible, will not damage from kitchen use
- Ideal for remodeling or new construction
- Mounts under any countertop material including granite/quartz, solid surface and tile



SPECIFICATIONS

QUSB-2522 Granite Single Bowl

Model	Part	Dimensions	Ship Wt. Lb.	Ship UPS	Carton Dims. In.	Cu. Ft.
QUSB-2522	QU02522SB	24" W x 21" D (610 mm x 533 mm)	37	UPS	28 x 25 x 13	5.27

STANDARDS AND RATINGS

American National Standard Institute—ANSI Z124.6
International Association of Plumbing and Mechanical Officials (IAPMO) – listed
cUPC listed – Certified to CSA Standard B45 by IAPMO
Heat resistance to 392°F, 200°C

SUPPORT DOCUMENTS

Installation instructions available on line at www.swanstone.com



QUDB-3322 Granite Double Bowl

GRANITE UNDERMOUNT KITCHEN SINKS

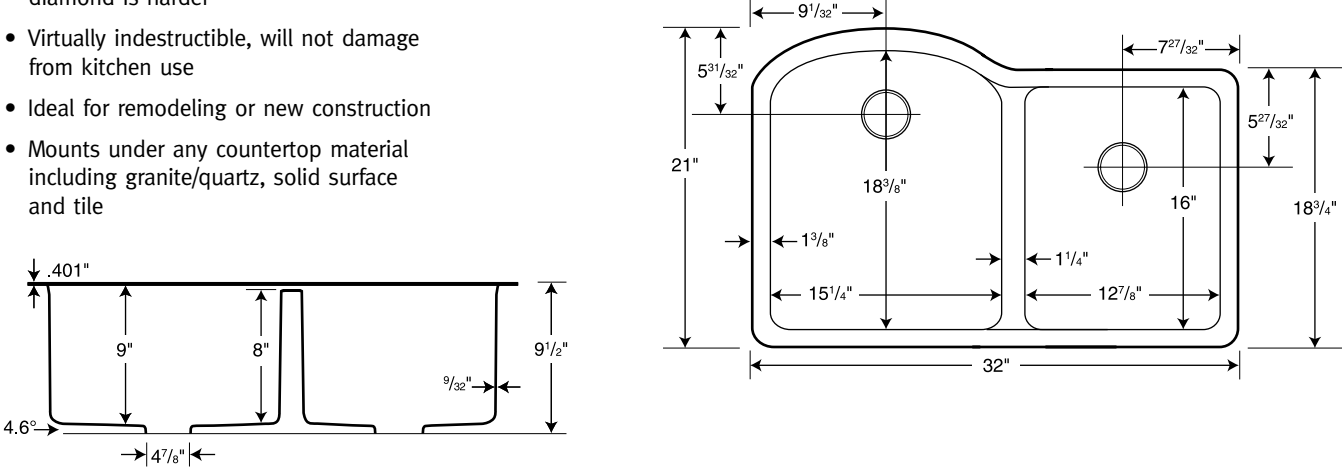
Manufactured from Quartz natural stone
(see page 2 for detailed information)

Recommended for high use traffic areas and commercial surfaces

WARRANTY
Limited Lifetime – Residential
Limited 10-year – Commercial

FEATURES

- Made with 80% quartz stone, only a diamond is harder
- Virtually indestructible, will not damage from kitchen use
- Ideal for remodeling or new construction
- Mounts under any countertop material including granite/quartz, solid surface and tile



SPECIFICATIONS

QUDB-3322 Granite Double Bowl

Model	Part	Dimensions	Ship Wt. Lb.	Ship UPS	Carton Dims. In.	Cu. Ft.
QUDB-3322	QU03322DB	32" W x 21" D (813 mm x 533 mm)	53	UPS	39 x 28 x 13	8.22

STANDARDS AND RATINGS

American National Standard Institute—ANSI Z124.6
International Association of Plumbing and Mechanical Officials (IAPMO) – listed
cUPC listed – Certified to CSA Standard B45 by IAPMO
Heat resistance to 392°F, 200°C

SUPPORT DOCUMENTS

Installation instructions available on line at www.swanstone.com

COLORS

(See inside back cover for color sample.)

- Bianca (075)
- Granito (076)
- Nero (077)
- Espresso (170) – Available in 2010

MAINTENANCE AND CLEANING INFORMATION

Clean your granite sink by using warm water and a soft cloth, sponge or Mr. Clean Magic Eraser. Non-abrasive liquid cleaners and detergents can also be used. Hard water, calcium and lime deposits can be removed with white vinegar on a paper towel and rinsing after 20 minutes. To restore luster and extend time between cleanings, Weiman's Granite Polish is recommended. Staining liquids such as dyes and vegetable juices should be rinsed off as soon as possible. **Do not** use abrasive cleaners, metal scouring pads, bleach or alkali cleaners such as ammonia.



QULS-3322 Large/Small Bowl

GRANITE UNDERMOUNT KITCHEN SINKS

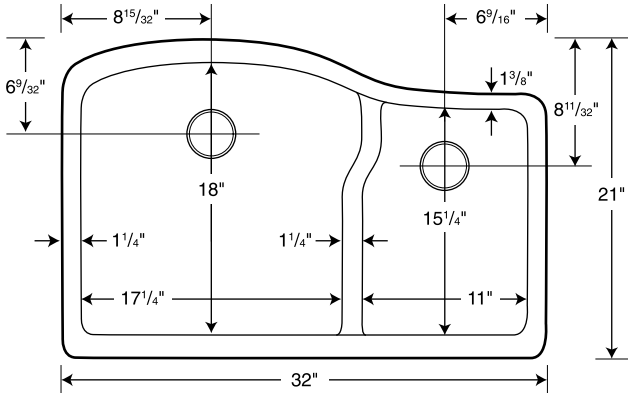
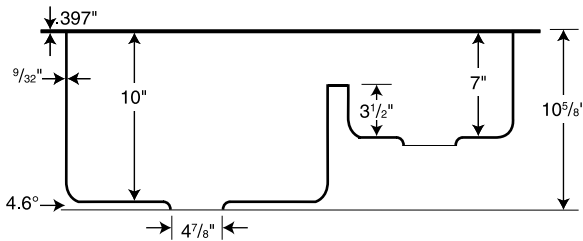
WARRANTY
Limited Lifetime – Residential
Limited 10-year – Commercial

Manufactured from Quartz natural stone
(see page 2 for detailed information)

Recommended for high use traffic areas and commercial surfaces

FEATURES

- Made with 80% quartz stone, only a diamond is harder
- Virtually indestructible, will not damage from kitchen use
- Standard sink size
- Ideal for remodeling or new construction
- Mounts under any countertop material including granite/quartz, solid surface and tile



SPECIFICATIONS

QULS-3322 Large/Small Bowl

Model	Part	Dimensions	Ship Wt. Lb.	Ship UPS	Carton Dims. In.	Cu. Ft.
QULS-3322	QU03322LS	32" W x 21" D (813 mm x 533 mm)	52	UPS	36 x 26 x 15	8.12

STANDARDS AND RATINGS

American National Standard Institute—ANSI Z124.6
International Association of Plumbing and Mechanical Officials (IAPMO) – listed
cUPC listed – Certified to CSA Standard B45 by IAPMO
Heat resistance to 392°F, 200°C

SUPPORT DOCUMENTS

Installation instructions available on line at www.swanstone.com

COLORS

(See inside back cover for color sample.)

- Bianca (075)
- Granito (076)
- Nero (077)
- Espresso (170) – Available in 2010

MAINTENANCE AND CLEANING INFORMATION

Clean your granite sink by using warm water and a soft cloth, sponge or Mr. Clean Magic Eraser. Non-abrasive liquid cleaners and detergents can also be used. Hard water, calcium and lime deposits can be removed with white vinegar on a paper towel and rinsing after 20 minutes. To restore luster and extend time between cleanings, Weiman's Granite Polish is recommended. Staining liquids such as dyes and vegetable juices should be rinsed off as soon as possible. **Do not** use abrasive cleaners, metal scouring pads, bleach or alkali cleaners such as ammonia.

Undermount clips sold separately. Faucet options are limited to available hole placement. Please contact your dealer for more information.



QUAD-3322 Large Single Ascend™ Bowl

GRANITE UNDERMOUNT KITCHEN SINKS

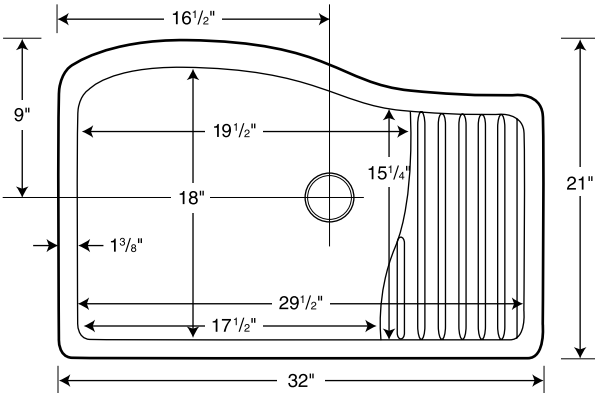
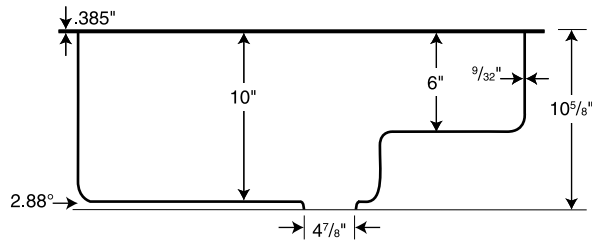
WARRANTY
Limited Lifetime – Residential
Limited 10-year – Commercial

Manufactured from Quartz natural stone
(see page 2 for detailed information)

Recommended for high use traffic areas and commercial surfaces

FEATURES

- Made with 80% quartz stone, only a diamond is harder
- Virtually indestructible, will not damage from kitchen use
- Standard sink size
- Ideal for remodeling or new construction
- Mounts under any countertop material including granite/quartz, solid surface and tile



SPECIFICATIONS

QUAD-3322 Large Single Ascend™ Bowl

Model	Part	Dimensions	Ship Wt. Lb.	Ship UPS	Carton Dims. In.	Cu. Ft.
QUAD-3322	QU03322AD	32" W x 21" D (813 mm x 533 mm)	49	UPS	40 x 30 x 21	14.58

STANDARDS AND RATINGS

American National Standard Institute—ANSI Z124.6
International Association of Plumbing and Mechanical Officials (IAPMO) – listed
cUPC listed – Certified to CSA Standard B45 by IAPMO
Heat resistance to 392°F, 200°C

SUPPORT DOCUMENTS

Installation instructions available on line at www.swanstone.com

COLORS

(See inside back cover for color sample.)

- Bianca (075)
- Granito (076)
- Nero (077)
- Espresso (170) – Available in 2010

MAINTENANCE AND CLEANING INFORMATION

Clean your granite sink by using warm water and a soft cloth, sponge or Mr. Clean Magic Eraser. Non-abrasive liquid cleaners and detergents can also be used. Hard water, calcium and lime deposits can be removed with white vinegar on a paper towel and rinsing after 20 minutes. To restore luster and extend time between cleanings, Weiman's Granite Polish is recommended. Staining liquids such as dyes and vegetable juices should be rinsed off as soon as possible. **Do not** use abrasive cleaners, metal scouring pads, bleach or alkali cleaners such as ammonia.

Undermount clips sold separately. Faucet options are limited to available hole placement. Please contact your dealer for more information.

VANITY TOPS & BOWLS



Swanstone Vanity Tops



Swanstone Vanity Bowls

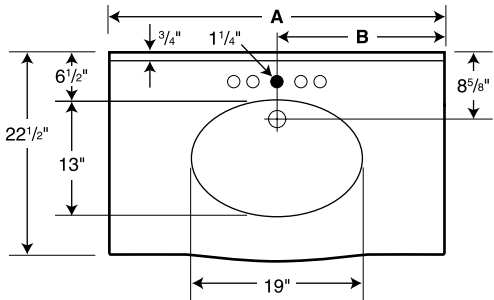
Manufactured from Swanstone solid surface
(see page 2 for detailed information)

Recommended for high use traffic areas and commercial surfaces

WARRANTY
Limited Lifetime – Residential
Limited 25-year – Commercial

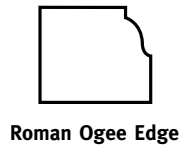
FEATURES

- Reinforced solid surface means color and texture run all the way through and cannot wear away
- Renewable surface will not wear away
- Coordinates with Swanstone shower and bath systems
- Wide variety of sizes and colors
- Easily accommodates all faucet styles
- Chemical resistant—acetone will not harm
- Heat resistant—hot curling irons will not burn
- Make-up and hair-dye can be buffed out with household cleansers
- Heat, stain and scratch resistant for lasting beauty
- Gently curved front edge with sculpted ogee detailing



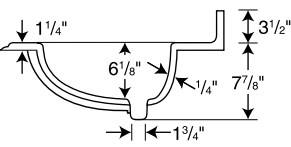
Model	A	B
EV1B2225	25"	12-1/2"
EV1B2231	31"	15-1/2"
EV1B2237	37"	18-1/2"
EV1B2243	43"	21-1/2"
EV1B2249	49"	24-1/2"
EV1B2255	55"	27-1/2"
EV1B2261	61"	30-1/2"

○ Drill Points ● Pre-drilled



Roman Ogee Edge

Capacity: 2 gallons
to overflow



SPECIFICATIONS

Europa Vanity Tops						
Model	Part	Dimensions	Ship Wt. Lb.	Ship UPS	Carton Dims. In.	Cu. Ft.
EV1B2225	EV02225	22-1/2" D x 25" W	28	UPS	28 x 25 x 13	5.90
EV1B2231	EV02231	22-1/2" D x 31" W	33	UPS	34 x 25 x 14	7.16
EV1B2237	EV02237	22-1/2" D x 37" W	41	UPS	40 x 26 x 14	8.43
EV1B2243	EV02243	22-1/2" D x 43" W	43	UPS	46 x 26 x 14	9.69
EV1B2249	EV02249	22-1/2" D x 49" W	44	UPS	52 x 26 x 14	10.95
EV1B2255	EV02255	22-1/2" D x 55" W	50	—	58 x 26 x 14	12.22
EV1B2261	EV02261	22-1/2" D x 61" W	62	—	65 x 26 x 14	13.69

Kit Includes: One compression molded vanity top with overflow and integral bowl and back splash plus complete installation instructions.

Packaging: Each Swanstone unit is packed in a rectangular carton.

ACCESSORIES

- Optional EVTSS Side Splash available (see page 42)
- Optional Front and Side Apron available (see page 42)

STANDARDS AND RATINGS

Class 1A fire rating
American National Standard Institute—ANSI Z124.3
International Association of Plumbing and Mechanical Officials (IAPMO)—listed cUPC listed—Certified to CSA Standard B45 by IAPMO
National Sanitation Foundation-NSF Splash Zone, -NSF Food Zone
American Society for Testing and Materials
National Electrical Manufacturers Association

For a complete list of tests and results see the Technical Data Sheet – page 131.

SUPPORT DOCUMENTS

Installation instructions available on line at www.swanstone.com



MADE IN USA.

COLORS

(See inside back cover for color sample.)

- | | |
|--------------------------|-----------------------|
| • White (010) | • Tahiti White (011) |
| • Bone (037) | • Cornflower (063) |
| • Bisque (018) | • Ironweed (061) |
| • Almond Galaxy (046) | • Night Sky (012) |
| • Arctic Granite (035) | • Purple Sage (064) |
| • Barley (091) | • Wild Indigo (022) |
| • Bermuda Sand (040) | • Winter Wheat (060) |
| • Gray Granite (042) | • Indian Grass (071) |
| • Green Pasture (095) | • Pebble (072) |
| • Sierra (094) | • Seafoam (074) |
| • Tahiti Blue (056) | • Glacier (121) |
| • Tahiti Desert (050) | • Prairie (122) |
| • Tahiti Evergreen (057) | • Acorn (123) |
| • Tahiti Gray (053) | • Canyon (124) |
| • Tahiti Ivory (059) | • Cloud White (125) |
| • Tahiti Matrix (058) | • Cloud Bone (126) |
| • Tahiti Rose (052) | • Baby's Breath (168) |
| • Tahiti Sand (051) | • Caraway Seed (169) |
| • Tahiti Terra (055) | |

MAINTENANCE AND
CLEANING INFORMATION

Cleaning regularly with liquid cleansers such as Dow or Lysol foaming bubbles is recommended. If necessary, Ajax, Comet, Soft Scrub, Bon Ami, Barkeeper's Friend and similar abrasive cleaners are safe and effective for use with a Scotch-Brite, Mr. Clean Magic Eraser or other similar pads and sponges. Lime-Away, Rust Out, Whink or other similar mineral-stain removers are acceptable as well. **Do not** use SOS, Brillo or other metal scouring pads.

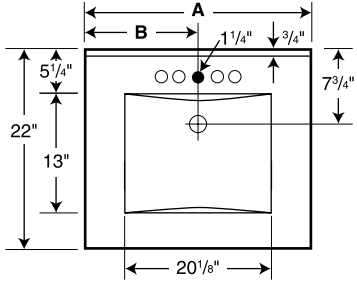
Manufactured from Swanstone solid surface
(see page 2 for detailed information)

Recommended for high use traffic areas and commercial surfaces

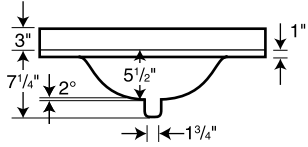
WARRANTY
Limited Lifetime – Residential
Limited 25-year – Commercial

FEATURES

- Reinforced solid surface means color and texture run all the way through and cannot wear away
- Renewable surface will not wear away
- Coordinates with Swanstone shower and bath systems
- Wide variety of sizes and colors
- Easily accommodates all faucet styles
- Chemical resistant—acetone will not harm
- Heat resistant—hot curling irons will not burn
- Make-up and hair-dye can be buffed out with household cleansers
- Heat, stain and scratch resistant for lasting beauty
- Contemporary style with unique sweeping bowl



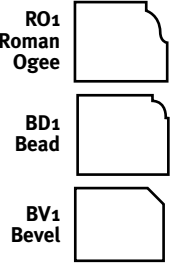
○ Drill Points ● Pre-drilled



Capacity: 2 gallons
to overflow

Model	A	B
CV-2225	25"	12-1/2"
CV-2231	31"	15-1/2"
CV-2237	37"	18-1/2"
CV-2243	43"	21-1/2"
CV-2249	49"	24-1/2"

Custom Edge
Treatments Available
(orders cannot
be cancelled or
returned)



SPECIFICATIONS

Contour Vanity Tops						
Model	Part	Dimensions	Ship Wt. Lb.	Ship UPS	Carton Dims. In.	Cu. Ft.
CV-2225	CV02225	22" D x 25" W	24	UPS	29 x 26 x 14	6.11
CV-2231	CV02231	22" D x 31" W	29	UPS	34 x 26 x 14	7.16
CV-2237	CV02237	22" D x 37" W	34	UPS	41 x 26 x 14	8.64
CV-2243	CV02243	22" D x 43" W	35	UPS	53 x 26 x 14	11.16
CV-2249	CV02249	22" D x 49" W	32	UPS	53 x 26 x 14	11.16

Kit Includes: One compression molded vanity top with overflow and integral bowl and back splash plus complete installation instructions.

Packaging: Each Swanstone unit is packed in a rectangular carton.

ACCESSORIES

- Optional VT21-3SS Side Splash available (see page 42)
- Optional Front and Side Apron available (see page 42)

STANDARDS AND RATINGS

Class 1A fire rating
American National Standard Institute—ANSI Z124.3
International Association of Plumbing and Mechanical Officials (IAPMO)—listed cUPC listed—Certified to CSA Standard B45 by IAPMO
National Sanitation Foundation-NSF Splash Zone, -NSF Food Zone
American Society for Testing and Materials
National Electrical Manufacturers Association

For a complete list of tests and results see the Technical Data Sheet – page 131.

SUPPORT DOCUMENTS

Installation instructions available on line at www.swanstone.com



MADE IN USA.

COLORS

(See inside back cover for color sample.)

- | | |
|--------------------------|-----------------------|
| • White (010) | • Tahiti White (011) |
| • Bone (037) | • Cornflower (063) |
| • Bisque (018) | • Ironweed (061) |
| • Almond Galaxy (046) | • Night Sky (012) |
| • Arctic Granite (035) | • Purple Sage (064) |
| • Barley (091) | • Wild Indigo (022) |
| • Bermuda Sand (040) | • Winter Wheat (060) |
| • Gray Granite (042) | • Indian Grass (071) |
| • Green Pasture (095) | • Pebble (072) |
| • Sierra (094) | • Seafoam (074) |
| • Tahiti Blue (056) | • Glacier (121) |
| • Tahiti Desert (050) | • Prairie (122) |
| • Tahiti Evergreen (057) | • Acorn (123) |
| • Tahiti Gray (053) | • Canyon (124) |
| • Tahiti Ivory (059) | • Cloud White (125) |
| • Tahiti Matrix (058) | • Cloud Bone (126) |
| • Tahiti Rose (052) | • Baby's Breath (168) |
| • Tahiti Sand (051) | • Caraway Seed (169) |
| • Tahiti Terra (055) | |

MAINTENANCE AND
CLEANING INFORMATION

Cleaning regularly with liquid cleansers such as Dow or Lysol foaming bubbles is recommended. If necessary, Ajax, Comet, Soft Scrub, Bon Ami, Barkeeper's Friend and similar abrasive cleaners are safe and effective for use with a Scotch-Brite, Mr. Clean Magic Eraser or other similar pads and sponges. Lime-Away, Rust Out, Whink or other similar mineral-stain removers are acceptable as well. **Do not** use SOS, Brillo or other metal scouring pads.

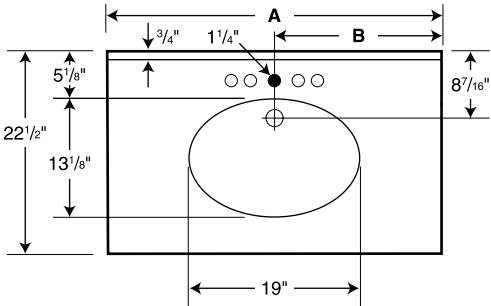
Manufactured from Swanstone solid surface
(see page 2 for detailed information)

Recommended for high use traffic areas and commercial surfaces

WARRANTY
Limited Lifetime – Residential
Limited 25-year – Commercial

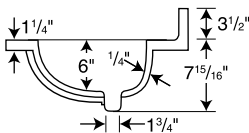
FEATURES

- Reinforced solid surface means color and texture run all the way through and cannot wear away
- Renewable surface will not wear away
- Coordinates with Swanstone shower and bath systems
- Wide variety of sizes and colors
- Easily accommodates all faucet styles
- Chemical resistant—acetone will not harm
- Heat resistant—hot curling irons will not burn
- Make-up and hair-dye can be buffed out with household cleansers
- Heat, stain and scratch resistant for lasting beauty
- Larger bowl, thicker edge and taller back splash are an updated version of our Ellipse vanity tops



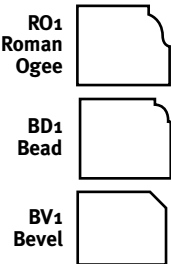
Model	A	B
CH1B2225	25"	12-1/2"
CH1B2231	31"	15-1/2"
CH1B2237	37"	18-1/2"
CH1B2243	43"	21-1/2"
CH1B2249	49"	24-1/2"
CH1B2255	55"	27-1/2"
CH1B2261	61"	30-1/2"

○Drill Points ●Pre-drilled



Capacity: 2 gallons to overflow

Custom Edge Treatments Available
(orders cannot be cancelled or returned)



SPECIFICATIONS

Chesapeake Single Bowl Vanity Tops

Model	Part	Dimensions	Ship Wt. Lb.	Ship UPS	Carton Dims. In.	Cu. Ft.
CH1B2225	CH02225	22-1/2" D x 25" W	22	UPS	28 x 26 x 14	5.90
CH1B2231	CH02231	22-1/2" D x 31" W	27	UPS	35 x 26 x 14	7.37
CH1B2237	CH02237	22-1/2" D x 37" W	28	UPS	41 x 26 x 14	8.64
CH1B2243	CH02243	22-1/2" D x 43" W	40	UPS	47 x 26 x 14	9.90
CH1B2249	CH02249	22-1/2" D x 49" W	46	UPS	53 x 26 x 14	11.16
CH1B2255	CH02255	22-1/2" D x 55" W	42	–	58 x 25 x 13	10.91
CH1B2261	CH02261	22-1/2" D x 61" W	59	–	64 x 27 x 14	14.00

Kit Includes: One compression molded vanity top with overflow and integral bowl and back splash plus complete installation instructions.

Packaging: Each Swanstone unit is packed in a rectangular carton.

ACCESSORIES

- Optional CHVTSS Side Splash available (see page 42)
- Optional Front and Side Apron available (see page 42)

STANDARDS AND RATINGS

Class 1A fire rating
American National Standard Institute—ANSI Z124.3
International Association of Plumbing and Mechanical Officials (IAPMO)—listed cUPC listed—Certified to CSA Standard B45 by IAPMO
National Sanitation Foundation-NSF Splash Zone, -NSF Food Zone
American Society for Testing and Materials
National Electrical Manufacturers Association

For a complete list of tests and results see the Technical Data Sheet – page 131.

SUPPORT DOCUMENTS

Installation instructions available on line at www.swanstone.com



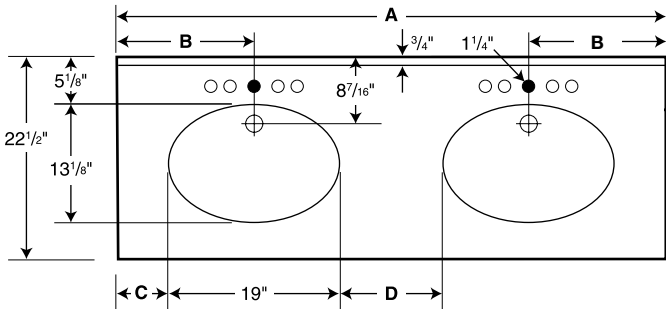
Manufactured from Swanstone solid surface
(see page 2 for detailed information)

Recommended for high use traffic areas and commercial surfaces

WARRANTY
Limited Lifetime – Residential
Limited 25-year – Commercial

FEATURES

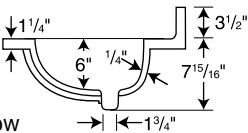
- Reinforced solid surface means color and texture run all the way through and cannot wear away
- Renewable surface will not wear away
- Coordinates with Swanstone shower and bath systems
- Wide variety of sizes and colors
- Easily accommodates all faucet styles
- Chemical resistant—acetone will not harm
- Heat resistant—hot curling irons will not burn
- Make-up and hair-dye can be buffed out with household cleansers
- Heat, stain and scratch resistant for lasting beauty
- Larger bowl, thicker edge and taller back splash are an updated version of our Ellipse vanity tops



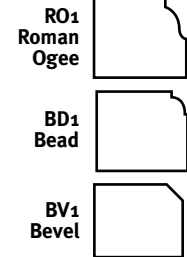
○Drill Points ●Pre-drilled

Model	A	B	C	D
CH2B-2261	61"	15-1/2"	6"	11"
CH2B-2273	73"	17-1/2"	8"	19"

Capacity: 2 gallons to overflow



Custom Edge Treatments Available
(orders cannot be cancelled or returned)



SPECIFICATIONS

Chesapeake Double Bowl Vanity Tops

Model	Part	Dimensions	Ship Wt. Lb.	Ship UPS	Carton Dims. In.	Cu. Ft.
CH2B2261	CH022612B	22-1/2" D x 61" W	47	–	64 x 26 x 14	13.48
CH2B2273	CH022732B	22-1/2" D x 73" W	63	–	77 x 26 x 14	16.22

Kit Includes: One compression molded vanity top with overflow and integral bowl and back splash plus complete installation instructions.

Packaging: Each Swanstone unit is packed in a rectangular carton.

ACCESSORIES

- Optional CHVTSS Side Splash available (see page 42)
- Optional Front and Side Apron available (see page 42)

STANDARDS AND RATINGS

Class 1A fire rating
American National Standard Institute—ANSI Z124.3
International Association of Plumbing and Mechanical Officials (IAPMO)—listed cUPC listed—Certified to CSA Standard B45 by IAPMO
National Sanitation Foundation-NSF Splash Zone, -NSF Food Zone
American Society for Testing and Materials
National Electrical Manufacturers Association

For a complete list of tests and results see the Technical Data Sheet – page 131.

SUPPORT DOCUMENTS

Installation instructions available on line at www.swanstone.com





Ellipse 17", 19" Single Bowl Vanity Tops

SWANSTONE VANITY TOPS

Manufactured from Swanstone solid surface
(see page 2 for detailed information)

Recommended for high use traffic areas and commercial surfaces

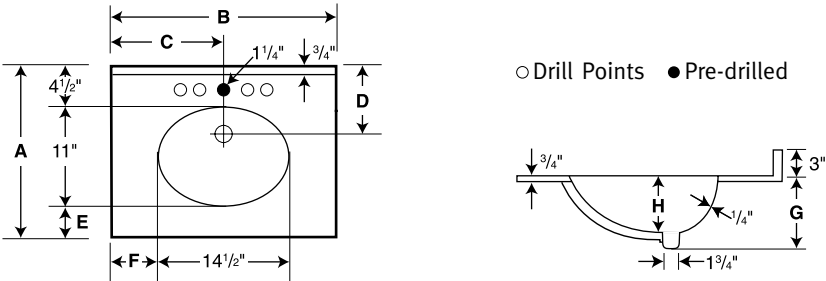
WARRANTY

Limited Lifetime – Residential

Limited 25-year – Commercial

FEATURES

- Reinforced solid surface means color and texture run all the way through and cannot wear away
- Renewable surface will not wear away
- Coordinates with Swanstone shower and bath systems
- Available in a variety of sizes and colors
- Easily accommodates all faucet styles
- Chemical resistant—acetone will not harm
- Heat resistant—hot curling irons will not burn
- Make-up and hair-dye can be buffed out with household cleansers
- Heat, stain and scratch resistant for lasting beauty



Model	A	B	C	D	E	F	G	H
VT1B1719	17"	19"	9-1/2"	7-3/32"	2-1/4"	2-1/4"	6-3/4"	5"
VT1B1925	19"	25"	12-1/2"	7-5/8"	3-1/2"	5-1/4"	7-1/4"	5-1/2"
VT1B1931	19"	31"	15-1/2"	7-5/8"	3-1/2"	8-1/4"	7-1/4"	5-1/2"
VT1B1937	19"	37"	18-1/2"	7-5/8"	3-1/2"	11-1/4"	7-1/4"	5-1/2"

SPECIFICATIONS

Ellipse 17", 19" Single Bowl Vanity Tops

Model	Part	Dimensions	Ship Wt. Lb.	Ship UPS	Carton Dims. In.	Cu. Ft.
17" Bowl						
VT1B1719	VT01719	17" D x 19" W	15	UPS	25 x 23 x 13	4.33
19" Bowl						
VT1B1925	VT01925	19" D x 25" W	18	UPS	29 x 25 x 13	5.45
VT1B1931	VT01931	19" D x 31" W	23	UPS	35 x 25 x 13	6.58
VT1B1937	VT01937	19" D x 37" W	27	UPS	41 x 25 x 13	7.71

Kit Includes: One compression molded vanity top with overflow and integral bowl and back splash plus complete installation instructions.
Packaging: Each Swanstone unit is packed in a rectangular carton.

ACCESSORIES

- Optional VT18-3SS Side Splash available (see page 42)
- Optional Front and Side Apron available (see page 42)

STANDARDS AND RATINGS

Class 1A fire rating
American National Standard Institute—ANSI Z124.3
International Association of Plumbing and Mechanical Officials (IAPMO)—listed
cUPC listed—Certified to CSA Standard B45 by IAPMO
National Sanitation Foundation-NSF Splash Zone, -NSF Food Zone
American Society for Testing and Materials
National Electrical Manufacturers Association

For a complete list of tests and results see the Technical Data Sheet – page 131.

SUPPORT DOCUMENTS

Installation instructions available on line at www.swanstone.com



COLORS

(See inside back cover for color sample.)

- White (010)
 - Bone (037)
 - Bisque (018)
 - Almond Galaxy (046)
 - Arctic Granite (035)
 - Barley (091)
 - Bermuda Sand (040)
 - Gray Granite (042)
 - Green Pasture (095)
 - Sierra (094)
 - Tahiti Blue (056)
 - Tahiti Desert (050)
 - Tahiti Evergreen (057)
 - Tahiti Gray (053)
 - Tahiti Ivory (059)
 - Tahiti Matrix (058)
 - Tahiti Rose (052)
 - Tahiti Sand (051)
 - Tahiti Terra (055)
- Tahiti White (011)
 - Cornflower (063)
 - Ironweed (061)
 - Night Sky (012)
 - Purple Sage (064)
 - Wild Indigo (022)
 - Winter Wheat (060)
 - Indian Grass (071)
 - Pebble (072)
 - Seafoam (074)
 - Glacier (121)
 - Prairie (122)
 - Acorn (123)
 - Canyon (124)
 - Cloud White (125)
 - Cloud Bone (126)
 - Baby's Breath (168)
 - Caraway Seed (169)

MAINTENANCE AND CLEANING INFORMATION

Cleaning regularly with liquid cleansers such as Dow or Lysol foaming bubbles is recommended. If necessary, Ajax, Comet, Soft Scrub, Bon Ami, Barkeeper's Friend and similar abrasive cleaners are safe and effective for use with a Scotch-Brite, Mr. Clean Magic Eraser or other similar pads and sponges. Lime-Away, Rust Out, Whink or other similar mineral-stain removers are acceptable as well. **Do not** use SOS, Brillo or other metal scouring pads.



Ellipse 22" Single Bowl Vanity Tops

SWANSTONE VANITY TOPS

Manufactured from Swanstone solid surface
(see page 2 for detailed information)

Recommended for high use traffic areas and commercial surfaces

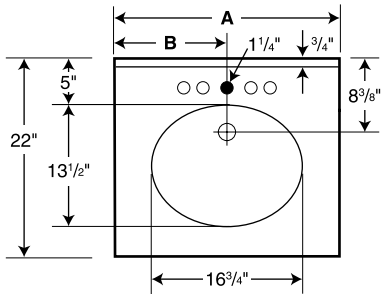
WARRANTY

Limited Lifetime – Residential

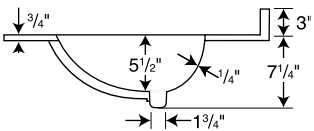
Limited 25-year – Commercial

FEATURES

- Reinforced solid surface means color and texture run all the way through and cannot wear away
- Renewable surface will not wear away
- Coordinates with Swanstone shower and bath systems
- Available in a variety of sizes and colors (see below)
- Easily accommodates all faucet styles
- Chemical resistant—acetone will not harm
- Heat resistant—hot curling irons will not burn
- Make-up and hair-dye can be buffed out with household cleansers
- Heat, stain and scratch resistant for lasting beauty



Capacity:
1-3/4 gallons
to overflow



○ Drill Points ● Pre-drilled

Available only in minimum quantities and limited colors

SPECIFICATIONS

Ellipse 22" Single Bowl Vanity Tops

Model	Part	Dimensions	Ship Wt. Lb.	Ship UPS	Carton Dims. In.	Cu. Ft.
VT1B2225	VT02225	22" D x 25" W	21	UPS	29 x 25 x 13	5.45
VT1B2231	VT02231	22" D x 31" W	26	UPS	35 x 25 x 13	6.58
VT1B2237	VT02237	22" D x 37" W	30	UPS	41 x 25 x 13	7.71
VT1B2243	VT02243	22" D x 43" W	31	UPS	46 x 25 x 13	8.65
VT1B2249	VT02249	22" D x 49" W	36	UPS	53 x 25 x 12	9.21
VT1B2255	VCo2255	22" D x 55" W	55	–	58 x 25 x 13	10.91
VT1B2261	VCo2261	22" D x 61" W	59	–	63 x 27 x 13	12.80

ACCESSORIES

- Optional VT21-3SS Side Splash available (see page 42)
- Optional Front and Side Apron available (see page 42)

STANDARDS AND RATINGS

Class 1A fire rating
American National Standard Institute—ANSI Z124.3
International Association of Plumbing and Mechanical Officials (IAPMO)—listed
cUPC listed—Certified to CSA Standard B45 by IAPMO
National Sanitation Foundation-NSF Splash Zone, -NSF Food Zone
American Society for Testing and Materials
National Electrical Manufacturers Association

For a complete list of tests and results see the Technical Data Sheet – page 131.

SUPPORT DOCUMENTS

Installation instructions available on line at www.swanstone.com



COLORS

(See inside back cover for color sample.)

- White (010)
- Bone (037)
- Bisque (018)
- Arctic Granite (035)
- Gray Granite (042)
- Tahiti Desert (050)
- Tahiti Ivory (059)
- Cornflower (063)

Kit Includes: One compression molded vanity top with overflow and integral bowl and back splash plus complete installation instructions.

Packaging: Each Swanstone unit is packed in a rectangular carton.

MAINTENANCE AND CLEANING INFORMATION

Cleaning regularly with liquid cleansers such as Dow or Lysol foaming bubbles is recommended. If necessary, Ajax, Comet, Soft Scrub, Bon Ami, Barkeeper's Friend and similar abrasive cleaners are safe and effective for use with a Scotch-Brite, Mr. Clean Magic Eraser or other similar pads and sponges. Lime-Away, Rust Out, Whink or other similar mineral-stain removers are acceptable as well. **Do not** use SOS, Brillo or other metal scouring pads.

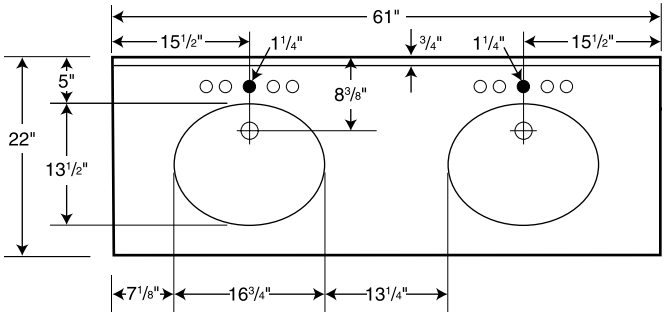
Manufactured from Swanstone solid surface
(see page 2 for detailed information)

Recommended for high use traffic areas and commercial surfaces

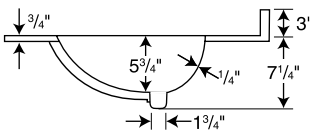
WARRANTY
Limited Lifetime – Residential
Limited 25-year – Commercial

FEATURES

- Reinforced solid surface means color and texture run all the way through and cannot wear away
- Renewable surface will not wear away
- Coordinates with Swanstone shower and bath systems
- Available in a variety of sizes and colors (see below)
- Easily accommodates all faucet styles
- Chemical resistant—acetone will not harm
- Heat resistant—hot curling irons will not burn
- Make-up and hair-dye can be buffed out with household cleansers
- Heat, stain and scratch resistant for lasting beauty



Capacity:
1-3/4 gallons
to overflow



Available only in minimum
quantities and limited colors

SPECIFICATIONS

Ellipse 22" Double Bowl Vanity Tops

Model	Part	Dimensions	Ship Wt. Lb.	Ship UPS	Carton Dims. In.	Cu. Ft.
VT2B2261	VT022612B	22" D x 61" W	47	UPS	63 x 27 x 13	12.80

Kit Includes: One compression molded vanity top and integral bowl and back splash plus complete installation instructions.

Packaging: Each Swanstone unit is packed in a rectangular carton.

ACCESSORIES

- Optional VT22SS Side Splash available (see page 42)
- Optional Front and Side Apron available (see page 42)

STANDARDS AND RATINGS

Class 1A fire rating
American National Standard Institute—ANSI Z124.3
International Association of Plumbing and Mechanical Officials (IAPMO)—listed
cUPC listed—Certified to CSA Standard B45 by IAPMO
National Sanitation Foundation-NSF Splash Zone, -NSF Food Zone
American Society for Testing and Materials
National Electrical Manufacturers Association

For a complete list of tests and results see the Technical Data Sheet – page 131.

SUPPORT DOCUMENTS

Installation instructions available on line at www.swanstone.com



MADE IN USA.

COLORS

(See inside back cover for color sample.)

- White (010)
- Bone (037)
- Bisque (018)
- Arctic Granite (035)
- Gray Granite (042)
- Tahiti Desert (050)
- Tahiti Ivory (059)
- Cornflower (063)

MAINTENANCE AND
CLEANING INFORMATION

Cleaning regularly with liquid cleansers such as Dow or Lysol foaming bubbles is recommended. If necessary, Ajax, Comet, Soft Scrub, Bon Ami, Barkeeper's Friend and similar abrasive cleaners are safe and effective for use with a Scotch-Brite, Mr. Clean Magic Eraser or other similar pads and sponges. Lime-Away, Rust Out, Whink or other similar mineral-stain removers are acceptable as well. **Do not** use SOS, Brillo or other metal scouring pads.

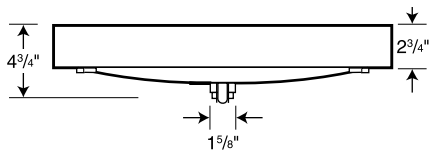
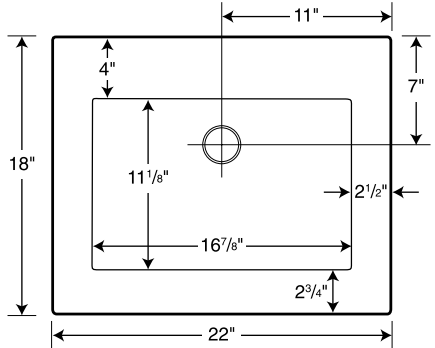
Manufactured from Swanstone solid surface
(see page 2 for detailed information)

Recommended for high use traffic areas and commercial surfaces

WARRANTY
Limited Lifetime – Residential
Limited 25-year – Commercial

FEATURES

- Swanstone solid surface means color and texture run all the way through and cannot wear away
- Renewable surface will not wear away
- Will not discolor, crack or craze
- Coordinates with Swanstone shower and bath systems
- Wide variety of colors
- Easily accommodates all faucet styles
- Chemical resistant—acetone will not harm
- Heat resistant – hot curling irons will not burn
- Make-up and hair-dye can be buffed out with household cleansers
- Heat, stain and scratch resistant for lasting beauty



Capacity: 1.6 gallons
to bottom of overflow

SPECIFICATIONS

Palladio Above-Counter Washbasin

Model	Part	Dimensions	Ship Wt. Lb.	Ship UPS	Carton Dims. In.	Cu. Ft.
WB-2218	WB02218	18" D x 22" W (457 mm x 559 mm)	25	UPS	22 x 18 x 12	2.75

Kit Includes: One compression molded vanity bowl plus complete installation instructions.

Packaging: Each Swanstone unit is packed in a rectangular carton.

STANDARDS AND RATINGS

Class 1A fire rating
American National Standard Institute—ANSI Z124.3
International Association of Plumbing and Mechanical Officials (IAPMO)—listed
cUPC listed—Certified to CSA Standard B45 by IAPMO
National Sanitation Foundation-NSF Splash Zone, -NSF Food Zone
American Society for Testing and Materials
National Electrical Manufacturers Association

For a complete list of tests and results see the Technical Data Sheet – page 131.

SUPPORT DOCUMENTS

Installation instructions available on line at www.swanstone.com



MADE IN USA.

COLORS

(See inside back cover for color sample.)

- White (010)
- Bone (037)
- Bisque (018)
- Almond Galaxy (046)
- Arctic Granite (035)
- Barley (091)
- Bermuda Sand (040)
- Gray Granite (042)
- Green Pasture (095)
- Sierra (094)
- Tahiti Blue (056)
- Tahiti Desert (050)
- Tahiti Evergreen (057)
- Tahiti Gray (053)
- Tahiti Ivory (059)
- Tahiti Matrix (058)
- Tahiti Rose (052)
- Tahiti Sand (051)
- Tahiti Terra (055)
- Tahiti White (011)
- Cornflower (063)
- Ironweed (061)
- Night Sky (012)
- Purple Sage (064)
- Wild Indigo (022)
- Winter Wheat (060)
- Indian Grass (071)
- Pebble (072)
- Seafoam (074)
- Glacier (121)
- Prairie (122)
- Acorn (123)
- Canyon (124)
- Cloud White (125)
- Cloud Bone (126)
- Baby's Breath (168)
- Caraway Seed (169)

MAINTENANCE AND
CLEANING INFORMATION

Cleaning regularly with liquid cleansers such as Dow or Lysol foaming bubbles is recommended. If necessary, Ajax, Comet, Soft Scrub, Bon Ami, Barkeeper's Friend and similar abrasive cleaners are safe and effective for use with a Scotch-Brite, Mr. Clean Magic Eraser or other similar pads and sponges. Lime-Away, Rust Out, Whink or other similar mineral-stain removers are acceptable as well. **Do not** use SOS, Brillo or other metal scouring pads.

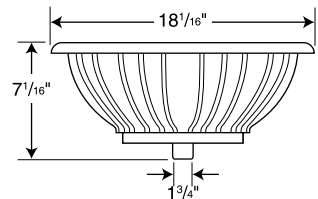
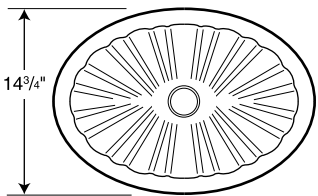
Manufactured from Swanstone solid surface
(see page 2 for detailed information)

Recommended for high use traffic areas and commercial surfaces

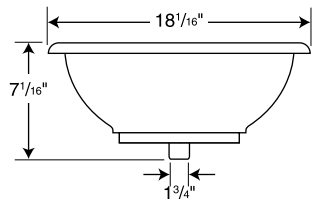
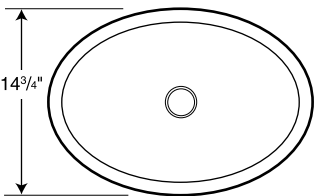
WARRANTY
Limited Lifetime – Residential
Limited 25-year – Commercial

FEATURES

- Reinforced solid surface means color and texture run all the way through and cannot wear away
- Renewable surface will not wear away
- Coordinates with Swanstone shower and bath systems
- The bowl can be installed as a drop-in or an undermount vanity bowl
- Chemical resistant—acetone will not harm
- Make-up and hair-dye can be buffed out with household cleansers
- Choose from a clean lined European model or a soft petal-textured model
- Heat, stain and scratch resistant for lasting beauty



Islandia
Soft petal-textured surface
for high design appeal



Hilo
Clean-lined,
European styling

SPECIFICATIONS

Islandia & Hilo Vanity Bowls

Model	Part	Dimensions	Ship Wt. Lb.	Ship UPS	Carton Dims. In.	Cu. Ft.
Islandia						
TRI-1815IS	TR01815IS	18-1/16" W x 14-3/4" L x 6-1/16" D	14	UPS	22 x 19 x 9	2.18
Hilo						
TRI-1815HL	TR01815HL	18-1/16" W x 14-3/4" L x 6-1/16" D	14	UPS	22 x 19 x 9	2.18

Kit Includes: One compression molded vanity bowl plus complete installation instructions.

Packaging: Each Swanstone unit is packed in a rectangular carton.

STANDARDS AND RATINGS

Class 1A fire rating
American National Standard Institute—ANSI Z124.3
International Association of Plumbing and Mechanical Officials (IAPMO)—listed cUPC listed—Certified to CSA Standard B45 by IAPMO
National Sanitation Foundation-NSF Splash Zone, -NSF Food Zone
American Society for Testing and Materials
National Electrical Manufacturers Association

For a complete list of tests and results see the Technical Data Sheet – page 131.

SUPPORT DOCUMENTS

Installation instructions available on line at www.swanstone.com



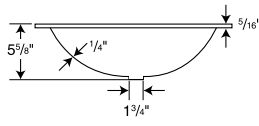
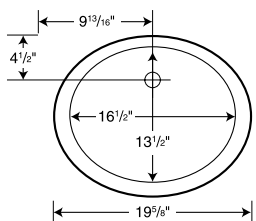
Manufactured from Swanstone solid surface
(see page 2 for detailed information)

Recommended for high use traffic areas and commercial surfaces

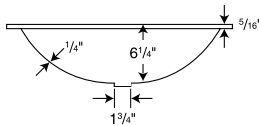
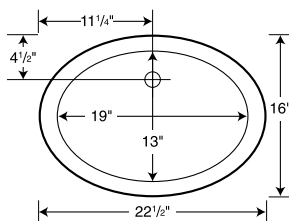
WARRANTY
Limited Lifetime – Residential
Limited 25-year – Commercial

FEATURES

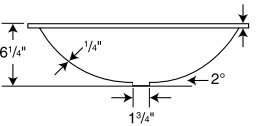
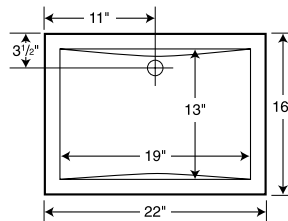
- Reinforced solid surface means color and texture run all the way through and cannot wear away
- Renewable surface will not wear away
- Coordinates with Swanstone shower and bath systems
- Chemical resistant—acetone will not harm
- Make-up and hair-dye can be buffed out with household cleansers
- Heat, stain and scratch resistant for lasting beauty
- Undermount style bowl installs into any countertop, including solid surface, tile and laminate



UL-1613
Undermount



UL-1913
Undermount



UC-1913
Contour Undermount

SPECIFICATIONS

Undermount Vanity Bowls

Model	Part	Dimensions	Ship Wt. Lb.	Ship UPS	Carton Dims. In.	Cu. Ft.
UL-1613	UL01613	13-1/2" D x 16-1/2" W	8	UPS	26 x 22 x 9	2.98
UL-1913	UL01913	13" D x 19" W	15	UPS	25 x 21 x 8	2.43
UC-1913	UC01913	13" D x 19" W	14	UPS	25 x 21 x 8	2.43

Kit Includes: One compression molded vanity bowl plus complete installation instructions.

Packaging: Each Swanstone unit is packed in a rectangular carton.

STANDARDS AND RATINGS

Class 1A fire rating
American National Standard Institute—ANSI Z124.3
International Association of Plumbing and Mechanical Officials (IAPMO)—listed cUPC listed—Certified to CSA Standard B45 by IAPMO
National Sanitation Foundation-NSF Splash Zone, -NSF Food Zone
American Society for Testing and Materials
National Electrical Manufacturers Association

For a complete list of tests and results see the Technical Data Sheet – page 131.

SUPPORT DOCUMENTS

Installation instructions available on line at www.swanstone.com



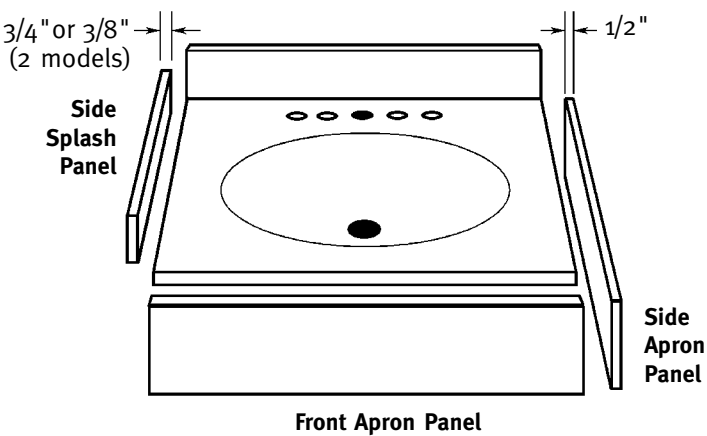
Manufactured from Swanstone solid surface
(see page 2 for detailed information)

Recommended for high use traffic areas and commercial surfaces


WARRANTY
Limited Lifetime – Residential
Limited 25-year – Commercial

SWANSTONE VANITY TOP ACCESSORIES

Model	Part	Dimensions	Ship Wt. Lb.	Ship UPS	Carton Dims. In.	Cu. Ft.
Side Splash Panel for Vanity Tops (one per carton)						
VT18-3SS	VT01803SS	18" W x 3" H x 3/8" D	2	UPS	22 x 4 x 2	.10
VT19-SS	VT00019SS	19" W x 3" H x 3/4" D	3	UPS	22 x 4 x 2	.10
VT21-3SS	VT02103SS	21" W x 3" H x 3/8" D	3	UPS	22 x 4 x 2	.10
VT22-SS	VT00022SS	22" W x 3" H x 3/4" D	2	UPS	22 x 4 x 2	.10
Side Splash Panel for Chesapeake (one per carton)						
CHVTSS	CHVTSS	21-5/8" W x 3-1/2" H x 3/4" D	3	UPS	26 x 4 x 2	.12
Side Splash Panel for Europa (one per carton)						
EVTSS	EV00022SS	21-1/4" W x 3-1/2" H x 3/4" D	3	UPS	26 x 4 x 2	.12
Front Apron Panel (one per carton)						
VT37FA	VT02237FA	37" W x 8" H x 1/2" D	10	UPS	38 x 9 x 2	.40
VT55FA	VT02255FA	55" W x 8" H x 1/2" D	14	UPS	56 x 9 x 2	.58
VT1B2261FA	VT02261FA	61" W x 8" H x 1/2" D	14	UPS	62 x 9 x 2	.65
Side Apron Panel (one per carton)						
VT22SA	VT00022SA	21" x 8" x 1/2" D	6	UPS	22 x 9 x 2	.23



TUB & SHOWER



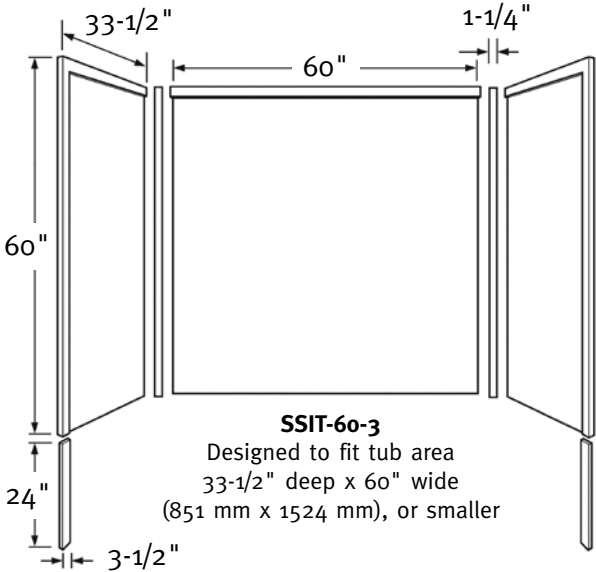
Manufactured from Swanstone solid surface
(see page 2 for detailed information)

Recommended for high use traffic areas and commercial surfaces

WARRANTY
Limited Lifetime – Residential
Limited 25-year – Commercial

FEATURES

- Reinforced solid surface means color and texture run all the way through and cannot wear away
- For added elegant detailing, the panels’ edges feature raised trim, eliminating the need for a separate trim kit
- Stunning look adds elegance to your bath
- A variety of colors to choose from to customize a bath
- Will not mold or mildew, no grout to clean
- Ideal for both remodeling projects and new construction
- Heat resistant—walls can handle steamer units
- Unique glue-up wall system includes a single, seamless back panel, two side panels and two corner molding strips



SPECIFICATIONS

SSIT-60-3 Bathtub 3-Panel Wall Kit

Model	Part	Tub Area Designed To Fit	Ship Wt. Lb.	Ship UPS	Carton Dims. In.	Cu. Ft.
SSIT-60-3	Sloo603	33-1/2" D x 60" W (851 mm x 1524 mm) (or smaller)	169	–	67 x 67 x 4	10.39

Kit Includes: One back panel with integral trim, two side panels with integral trim, two bathtub apron strips, two corner moldings, and complete installation instructions.

Soap dishes and installation kit (SS-29) sold separately.

Packaging: Each kit is packed in a flat, rectangular carton.

See pages 83-84 for complete listing of all tub wall accessories.

STANDARDS AND RATINGS

Class 1A fire rating
National Sanitation Foundation-NSF Splash Zone, -NSF Food Zone
American Society for Testing and Materials
National Electrical Manufacturers Association

For a complete list of tests and results see the Technical Data Sheet – page 131.

SUPPORT DOCUMENTS

Installation instructions available on line at www.swanstone.com



COLORS

(See inside back cover for color sample.)

- White (010)
- Bone (037)
- Bisque (018)
- Almond Galaxy (046)
- Arctic Granite (035)
- Barley (091)
- Bermuda Sand (040)
- Gray Granite (042)
- Green Pasture (095)
- Sierra (094)
- Tahiti Blue (056)
- Tahiti Desert (050)
- Tahiti Evergreen (057)
- Tahiti Gray (053)
- Tahiti Ivory (059)
- Tahiti Matrix (058)
- Tahiti Rose (052)
- Tahiti Sand (051)
- Tahiti Terra (055)
- Tahiti White (011)
- Cornflower (063)
- Ironweed (061)
- Night Sky (012)
- Purple Sage (064)
- Wild Indigo (022)
- Winter Wheat (060)
- Indian Grass (071)
- Pebble (072)
- Seafoam (074)
- Glacier (121)
- Prairie (122)
- Acorn (123)
- Canyon (124)
- Cloud White (125)
- Cloud Bone (126)
- Baby's Breath (168)
- Caraway Seed (169)

MAINTENANCE AND
CLEANING INFORMATION

Abrasive cleansers are safe for Swanstone walls but are not recommended if used in conjunction with a Swanstone or Veritek shower base or bathtub which is designed with high sheen areas to prevent soap scum build-up. Prolonged scrubbing of Swanstone walls with these products could dull the surface of the Swanstone or Veritek base and promote the build-up of soap scum. **Do not** use “leave on” cleaning products such as the Automatic Shower Cleaner. Prolonged contact with harsh chemicals could have an adverse reactive over time and discolor your surfaces. **Do not** use cleaning agents that caution use on acrylic, polyester or plastics.

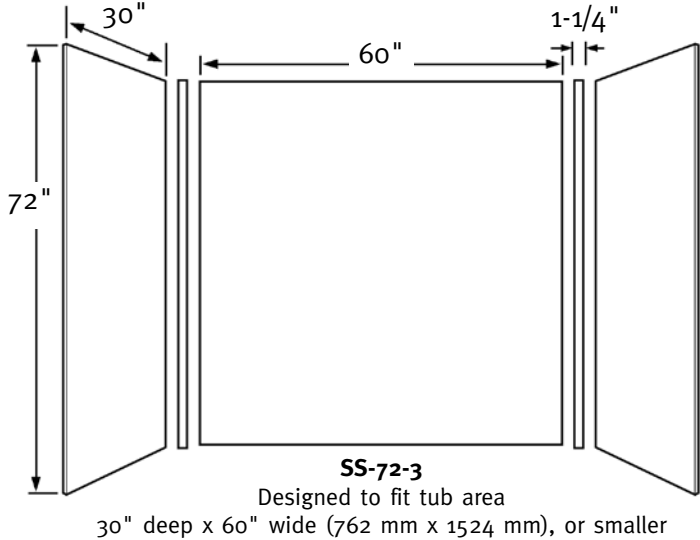
Manufactured from Swanstone solid surface
(see page 2 for detailed information)

Recommended for high use traffic areas and commercial surfaces

WARRANTY
Limited Lifetime – Residential
Limited 25-year – Commercial

FEATURES

- Stunning look adds elegance to your bath
- A variety of colors to choose from to customize a bath
- Will not mold or mildew, no grout to clean
- Ideal for both remodeling projects and new construction
- Heat resistant—walls can handle steamer units
- Reinforced solid surface means color and texture run all the way through and cannot wear away
- Upgrade glue-up wall system includes a single back panel, two side panels and two corner molding strips
- Optional TK-6072 trim kit available



SPECIFICATIONS

SS-72-3 Bathtub 3-Panel Wall Kit

Model	Part	Tub Area Designed To Fit	Ship Wt. Lb.	Ship UPS	Carton Dims. In.	Cu. Ft.
SS-72-3	SS00723	30" D x 60" W (762 mm x 1524 mm) (or smaller)	165	–	78 x 66 x 4	11.92

Kit Includes: One flat back panel, two flat side panels, two corner moldings, and complete installation instructions.

Soap dishes and installation kit (SS-29) sold separately.

Packaging: Each kit is packed in a flat, rectangular carton.

See pages 83-84 for complete listing of all wall accessories.

STANDARDS AND RATINGS

Class 1A fire rating
National Sanitation Foundation-NSF Splash Zone, -NSF Food Zone
American Society for Testing and Materials
National Electrical Manufacturers Association

For a complete list of tests and results see the Technical Data Sheet – page 131.

SUPPORT DOCUMENTS

Installation instructions available on line at www.swanstone.com



COLORS

(See inside back cover for color sample.)

- White (010)
- Bone (037)
- Bisque (018)
- Almond Galaxy (046)
- Arctic Granite (035)
- Barley (091)
- Bermuda Sand (040)
- Gray Granite (042)
- Green Pasture (095)
- Sierra (094)
- Tahiti Blue (056)
- Tahiti Desert (050)
- Tahiti Evergreen (057)
- Tahiti Gray (053)
- Tahiti Ivory (059)
- Tahiti Matrix (058)
- Tahiti Rose (052)
- Tahiti Sand (051)
- Tahiti Terra (055)
- Tahiti White (011)
- Cornflower (063)
- Ironweed (061)
- Night Sky (012)
- Purple Sage (064)
- Wild Indigo (022)
- Winter Wheat (060)
- Indian Grass (071)
- Pebble (072)
- Seafoam (074)
- Glacier (121)
- Prairie (122)
- Acorn (123)
- Canyon (124)
- Cloud White (125)
- Cloud Bone (126)
- Baby's Breath (168)
- Caraway Seed (169)

MAINTENANCE AND
CLEANING INFORMATION

Abrasive cleansers are safe for Swanstone walls but are not recommended if used in conjunction with a Swanstone or Veritek shower base or bathtub which is designed with high sheen areas to prevent soap scum build-up. Prolonged scrubbing of Swanstone walls with these products could dull the surface of the Swanstone or Veritek base and promote the build-up of soap scum. **Do not** use “leave on” cleaning products such as the Automatic Shower Cleaner. Prolonged contact with harsh chemicals could have an adverse reactive over time and discolor your surfaces. **Do not** use cleaning agents that caution use on acrylic, polyester or plastics.

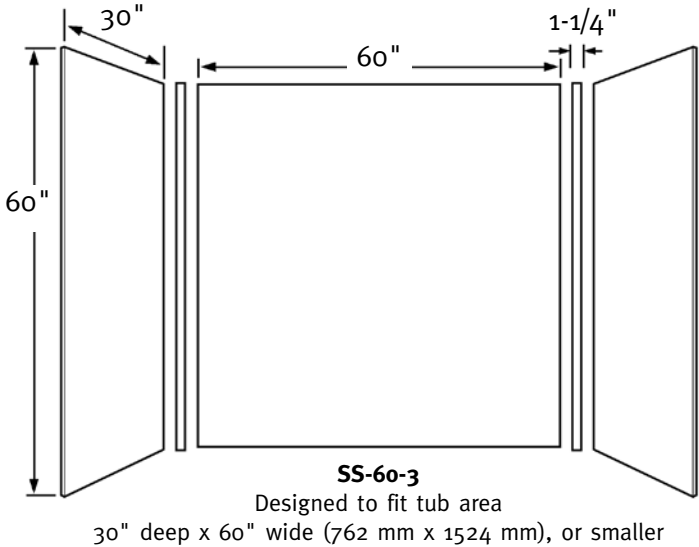
Manufactured from Swanstone solid surface
(see page 2 for detailed information)

Recommended for high use traffic areas and commercial surfaces

WARRANTY
Limited Lifetime – Residential
Limited 25-year – Commercial

FEATURES

- Stunning look adds elegance to your bath
- A variety of colors to choose from to customize a bath
- Will not mold or mildew, no grout to clean
- Ideal for both remodeling projects and new construction
- Heat resistant—walls can handle steamer units
- Reinforced solid surface means color and texture run all the way through and cannot wear away
- Upgrade glue-up wall system includes a single back panel, two side panels and two corner molding strips
- Optional TK-6072 trim kit available



SPECIFICATIONS

SS-60-3 Bathtub 3-Panel Wall Kit

Model	Part	Tub Area Designed To Fit	Ship Wt. Lb.	Ship UPS	Carton Dims. In.	Cu. Ft.
SS-60-3	SS00603	30" D x 60" W (762 mm x 1524 mm) (or smaller)	145	–	66 x 66 x 4	10.08

Kit Includes: One flat back panel, two flat side panels, two corner moldings, and complete installation instructions.

Soap dishes and installation kit (SS-29) sold separately.

Packaging: Each kit is packed in a flat, rectangular carton.

See pages 83-84 for complete listing of all wall accessories.

STANDARDS AND RATINGS

Class 1A fire rating
National Sanitation Foundation-NSF Splash Zone, -NSF Food Zone
American Society for Testing and Materials
National Electrical Manufacturers Association

For a complete list of tests and results see the Technical Data Sheet – page 131.

SUPPORT DOCUMENTS

Installation instructions available on line at www.swanstone.com



COLORS

(See inside back cover for color sample.)

- White (010)
- Bone (037)
- Bisque (018)
- Almond Galaxy (046)
- Arctic Granite (035)
- Barley (091)
- Bermuda Sand (040)
- Gray Granite (042)
- Green Pasture (095)
- Sierra (094)
- Tahiti Blue (056)
- Tahiti Desert (050)
- Tahiti Evergreen (057)
- Tahiti Gray (053)
- Tahiti Ivory (059)
- Tahiti Matrix (058)
- Tahiti Rose (052)
- Tahiti Sand (051)
- Tahiti Terra (055)
- Tahiti White (011)
- Cornflower (063)
- Ironweed (061)
- Night Sky (012)
- Purple Sage (064)
- Wild Indigo (022)
- Winter Wheat (060)
- Indian Grass (071)
- Pebble (072)
- Seafoam (074)
- Glacier (121)
- Prairie (122)
- Acorn (123)
- Canyon (124)
- Cloud White (125)
- Cloud Bone (126)
- Baby's Breath (168)
- Caraway Seed (169)

MAINTENANCE AND
CLEANING INFORMATION

Abrasive cleansers are safe for Swanstone walls but are not recommended if used in conjunction with a Swanstone or Veritek shower base or bathtub which is designed with high sheen areas to prevent soap scum build-up. Prolonged scrubbing of Swanstone walls with these products could dull the surface of the Swanstone or Veritek base and promote the build-up of soap scum. **Do not** use “leave on” cleaning products such as the Automatic Shower Cleaner. Prolonged contact with harsh chemicals could have an adverse reactive over time and discolor your surfaces. **Do not** use cleaning agents that caution use on acrylic, polyester or plastics.

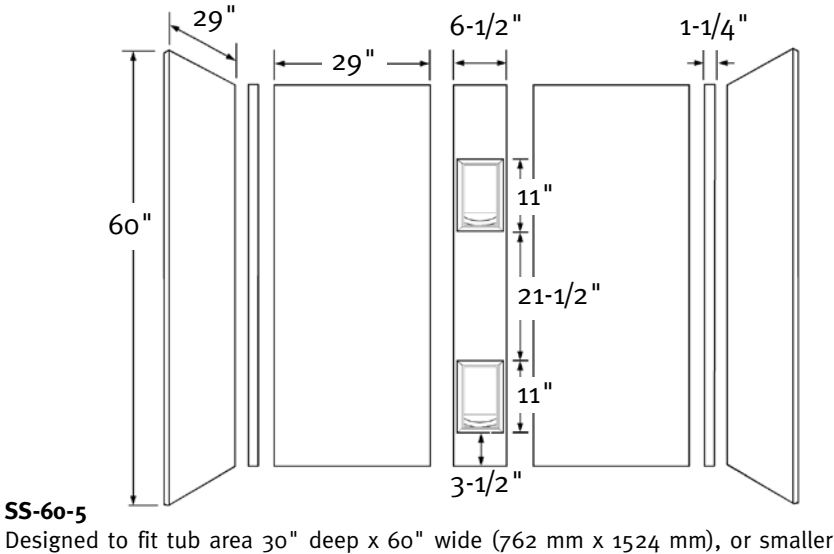
Manufactured from Swanstone solid surface
(see page 2 for detailed information)

Recommended for high use traffic areas and commercial surfaces

WARRANTY
Limited Lifetime – Residential
Limited 25-year – Commercial

FEATURES

- Stunning look adds elegance to your bath
- A variety of colors to choose from to customize a bath
- Will not mold or mildew, no grout to clean
- Ideal for both remodeling projects and new construction
- Heat resistant—walls can handle steamer units
- Reinforced solid surface means color and texture run all the way through and cannot wear away
- Middle back panel features two soap shelves
- Comes as a complete glue-up kit with three back panels, two side panels, two corner molding strips and installation materials
- Optional TK-6072 trim kit available



SPECIFICATIONS

SS-60-5 Bathtub 5-Panel Wall Kit

Model	Part	Tub Area Designed To Fit	Ship Wt. Lb.	Ship UPS	Carton Dims. In.	Cu. Ft.
SS-60-5	SS00605	30" D x 60" W (762 mm x 1524 mm) (or smaller)	121	–	65 x 31 x 6	7

Kit Includes: One back panel with two molded-in soap and shampoo shelves, four flat wall panels, two corner moldings, and complete installation instructions. Installation materials included.

Packaging: Each kit is packed in a flat, rectangular carton.

See pages 83-84 for complete listing of all wall accessories.

STANDARDS AND RATINGS

Class 1A fire rating
National Sanitation Foundation-NSF Splash Zone, -NSF Food Zone
American Society for Testing and Materials
National Electrical Manufacturers Association

For a complete list of tests and results see the Technical Data Sheet – page 131.

SUPPORT DOCUMENTS

Installation instructions available on line at www.swanstone.com



COLORS

(See inside back cover for color sample.)

- White (010)
- Bone (037)
- Bisque (018)
- Almond Galaxy (046)
- Arctic Granite (035)
- Barley (091)
- Bermuda Sand (040)
- Gray Granite (042)
- Green Pasture (095)
- Sierra (094)
- Tahiti Blue (056)
- Tahiti Desert (050)
- Tahiti Evergreen (057)
- Tahiti Gray (053)
- Tahiti Ivory (059)
- Tahiti Matrix (058)
- Tahiti Rose (052)
- Tahiti Sand (051)
- Tahiti Terra (055)
- Tahiti White (011)
- Cornflower (063)
- Ironweed (061)
- Night Sky (012)
- Purple Sage (064)
- Wild Indigo (022)
- Winter Wheat (060)
- Indian Grass (071)
- Pebble (072)
- Seafoam (074)
- Glacier (121)
- Prairie (122)
- Acorn (123)
- Canyon (124)
- Cloud White (125)
- Cloud Bone (126)
- Baby's Breath (168)
- Caraway Seed (169)

MAINTENANCE AND
CLEANING INFORMATION

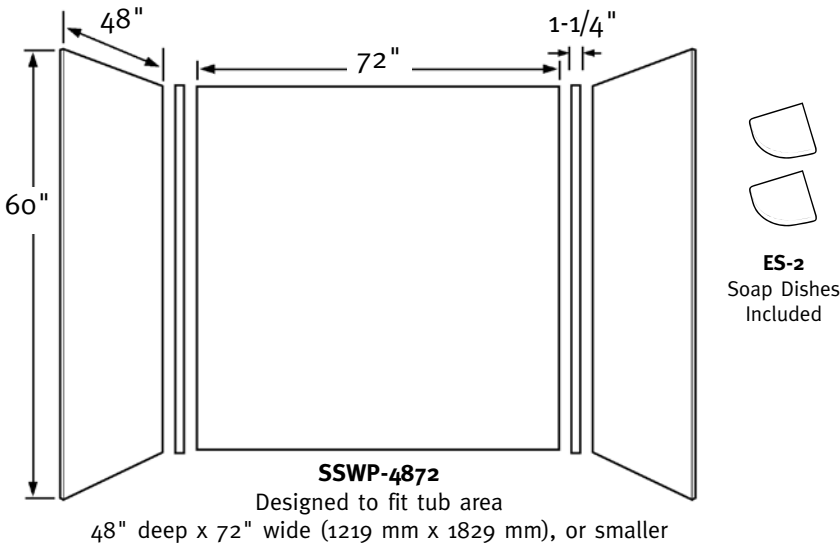
Abrasive cleansers are safe for Swanstone walls but are not recommended if used in conjunction with a Swanstone or Veritek shower base or bathtub which is designed with high sheen areas to prevent soap scum build-up. Prolonged scrubbing of Swanstone walls with these products could dull the surface of the Swanstone or Veritek base and promote the build-up of soap scum. **Do not** use “leave on” cleaning products such as the Automatic Shower Cleaner. Prolonged contact with harsh chemicals could have an adverse reactive over time and discolor your surfaces. **Do not** use cleaning agents that caution use on acrylic, polyester or plastics.

FEATURES

- Stunning look adds elegance to your bath
- A variety of colors to choose from to customize a bath
- Will not mold or mildew, no grout to clean
- Ideal for both remodeling projects and new construction
- Heat resistant—walls can handle steamer units
- Reinforced solid surface means color and texture run all the way through and cannot wear away
- Upgrade glue-up wall system includes a single back panel, two side panels and two corner molding strips
- Optional TK-105 trim kit available

Manufactured from Swanstone solid surface
(see page 2 for detailed information)

Recommended for high use traffic areas and commercial surfaces



SPECIFICATIONS

SSWP-4872 Whirlpool Tub 3-Panel Wall Kit

Model	Part	Tub Area Designed To Fit	Ship Wt. Lb.	Ship UPS	Carton Dims. In.	Cu. Ft.
SSWP-4872	SSo4872WP	48" D x 72" W (1219 mm x 1829 mm) (or smaller)	214	—	75 x 62 x 3	6.64

Kit Includes: One flat back panel, two flat side panels, two corner moldings, two soap dishes, installation materials and complete installation instructions.
Packaging: Each kit is packed in a flat, rectangular carton.
See pages 83-84 for complete listing of all tub wall accessories.

STANDARDS AND RATINGS

Class 1A fire rating
National Sanitation Foundation-NSF Splash Zone, -NSF Food Zone
American Society for Testing and Materials
National Electrical Manufacturers Association

For a complete list of tests and results see the Technical Data Sheet – page 131.

SUPPORT DOCUMENTS

Installation instructions available on line at www.swanstone.com



COLORS

(See inside back cover for color sample.)

- White (010)
- Bone (037)
- Bisque (018)
- Almond Galaxy (046)
- Arctic Granite (035)
- Barley (091)
- Bermuda Sand (040)
- Gray Granite (042)
- Green Pasture (095)
- Sierra (094)
- Tahiti Blue (056)
- Tahiti Desert (050)
- Tahiti Evergreen (057)
- Tahiti Gray (053)
- Tahiti Ivory (059)
- Tahiti Matrix (058)
- Tahiti Rose (052)
- Tahiti Sand (051)
- Tahiti Terra (055)
- Tahiti White (011)
- Cornflower (063)
- Ironweed (061)
- Night Sky (012)
- Purple Sage (064)
- Wild Indigo (022)
- Winter Wheat (060)
- Indian Grass (071)
- Pebble (072)
- Seafoam (074)
- Glacier (121)
- Prairie (122)
- Acorn (123)
- Canyon (124)
- Cloud White (125)
- Cloud Bone (126)
- Baby's Breath (168)
- Caraway Seed (169)

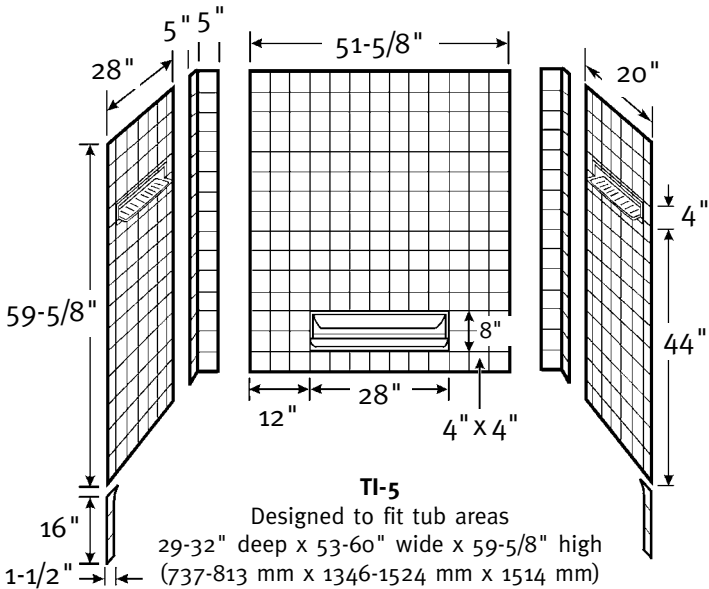
MAINTENANCE AND
CLEANING INFORMATION

Abrasive cleansers are safe for Swanstone walls but are not recommended if used in conjunction with a Swanstone or Veritek shower base or bathtub which is designed with high sheen areas to prevent soap scum build-up. Prolonged scrubbing of Swanstone walls with these products could dull the surface of the Swanstone or Veritek base and promote the build-up of soap scum. **Do not** use “leave on” cleaning products such as the Automatic Shower Cleaner. Prolonged contact with harsh chemicals could have an adverse reactive over time and discolor your surfaces. **Do not** use cleaning agents that caution use on acrylic, polyester or plastics.

FEATURES

- Has the real tile look, no grout to clean
- Stunning look adds elegance to your bath
- A variety of colors to choose from to customize a bath
- Will not mold or mildew
- Ideal for both remodeling projects and new construction
- Made of Veritek with no surface coating to chip or crack—color runs throughout
- Built-in shelves for storage of toiletries on all three walls
- The TI-5 is a glue-up 7-piece compression molded unit with molded-in color
- Patented design keeps shower head spray from aiming at seams

Manufactured from Veritek®
(see page 2 for detailed information)



SPECIFICATIONS

TI-5 5-Panel Tub Wall Kit & TI-55 Extension Kit

Model	Part	Tub Area Designed To Fit	Ship Wt. Lb.	Ship UPS	Carton Dims. In.	Cu. Ft.
TI-5	TI50000	29-32" D x 53-60" W x 59-5/8" H (737-813 mm x 1346-1524 mm x 1514 mm)	76	—	65 x 57 x 6	12.87
TI-55	TI55000	Extends to 83-5/8" H (2124 mm)	30	UPS	54 x 25 x 6	4.69

TI-5 Kit Includes: One back panel with molded-in soap dish, two corner panels, two side panels with molded-in convenience shelves, two apron strips, installation materials and complete installation instructions.

TI-55 Kit Includes: One back panel, two corner panels, two side panels, installation materials and complete installation instructions.

Packaging: Each kit is packed in a flat, rectangular carton.

STANDARDS AND RATINGS

Class B fire rating
American Society for Testing and Materials
National Electrical Manufacturers Association

SUPPORT DOCUMENTS

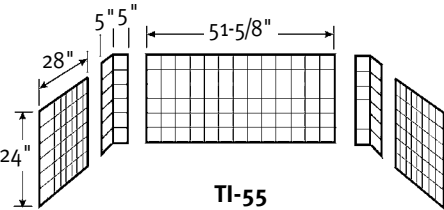
Installation instructions available on line at www.swanstone.com



COLORS

(See inside back cover for color sample.)

- White (010)
- Bone (037)
- Bisque (018)



The optional TI-55 5-Panel Extension Kit with molded-in color, extends the 59-5/8" height of the TI-5 SwanTile walls to an additional 24" for a total of 83-5/8" above the bathtub edge. Panels can be cut to fit lower ceilings.

MAINTENANCE AND
CLEANING INFORMATION

Wash regularly with non-abrasive, liquid cleaners, a sponge, soft cloth or Mr. Clean Magic Eraser. For hard water stains or mineral build-up, scale removers such as Lime Away, Rust-out or Whink can be used. To protect the finish, fiberglass wax or automotive paste wax can be applied. **Do not** use abrasive cleaners or pads. **Do not** use “leave on” cleaning products such as the Automatic Shower Cleaner. Prolonged contact with harsh chemicals could have an adverse reactive over time and discolor your surfaces. **Do not** use cleaning agents that caution use on acrylic, polyester or plastics.



TI-3 3-Panel Tub Wall Kit & TI-33 Extension Kit

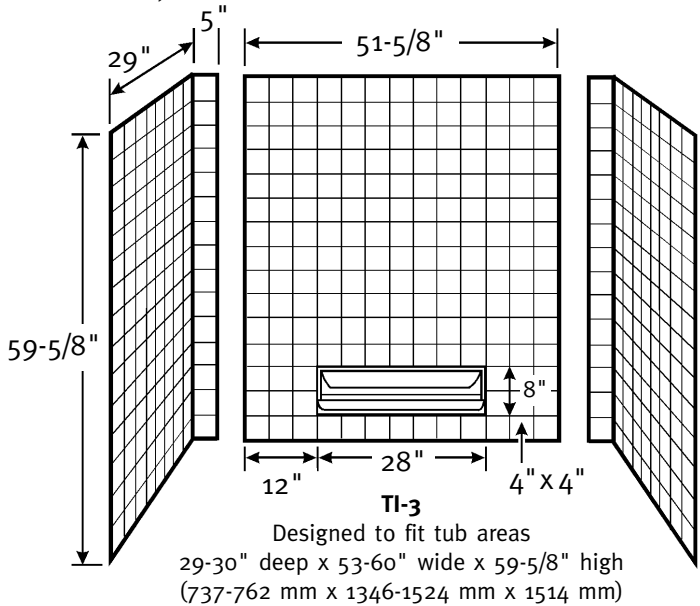
SWANTILE TUB WALLS

Manufactured from Veritek®
(see page 2 for detailed information)

WARRANTY
Limited Lifetime – Residential
Limited 5-year – Commercial

FEATURES

- Has the real tile look, no grout to clean
- Stunning look adds elegance to your bath
- A variety of colors to choose from to customize a bath
- Will not mold or mildew
- Ideal for both remodeling projects and new construction
- Made of Veritek with no surface coating to chip or crack—color runs throughout
- Molded-in soap dish/storage shelf
- The TI-3 is a glue-up 3-piece compression molded unit with molded-in color
- Patented design keeps shower head spray from aiming at seams



SPECIFICATIONS

TI-3 3-Panel Tub Wall Kit & TI-33 Extension Kit							
Model	Part	Tub Area Designed To Fit	Ship Wt. Lb.	Ship UPS	Carton Dims. In.	Cu. Ft.	
TI-3	TI30000	29-30" D x 53-60" W x 59-5/8" H (737-762 mm x 1346-1524 mm x 1514 mm)	67	–	65 x 57 x 6	12.87	
TI-33	TI33000	Extends to 83-5/8" H (2124 mm)	26	UPS	54 x 25 x 6	4.69	

TI-3 Kit Includes: One back panel with molded-in soap dish, two end panels, installation materials and complete installation instructions.

TI-33 Kit Includes: One back panel, two end panels, installation materials and complete installation instructions.

Packaging: Each kit is packed in a flat, rectangular carton.

STANDARDS AND RATINGS

Class B fire rating
American Society for Testing and Materials
National Electrical Manufacturers Association

SUPPORT DOCUMENTS

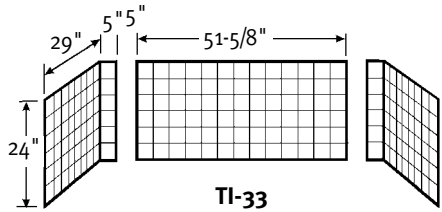
Installation instructions available on line at www.swanstone.com



COLORS

(See inside back cover for color sample.)

- White (010)
- Bone (037)
- Bisque (018)



The optional TI-33 3-Panel Extension Kit with molded-in color, extends the 59-5/8" height of the TI-3 SwanTile walls to an additional 24" for a total of 83-5/8" above the bathtub edge. Panels can be cut to fit lower ceilings.

MAINTENANCE AND
CLEANING INFORMATION

Wash regularly with non-abrasive, liquid cleaners, a sponge, soft cloth or Mr. Clean Magic Eraser. For hard water stains or mineral build-up, scale removers such as Lime Away, Rust-out or Whink can be used. To protect the finish, fiberglass wax or automotive paste wax can be applied. **Do not** use abrasive cleaners or pads. **Do not** use “leave on” cleaning products such as the Automatic Shower Cleaner. Prolonged contact with harsh chemicals could have an adverse reactive over time and discolor your surfaces. **Do not** use cleaning agents that caution use on acrylic, polyester or plastics.



TW-32 High-Gloss 5-Panel Tub Wall Kit

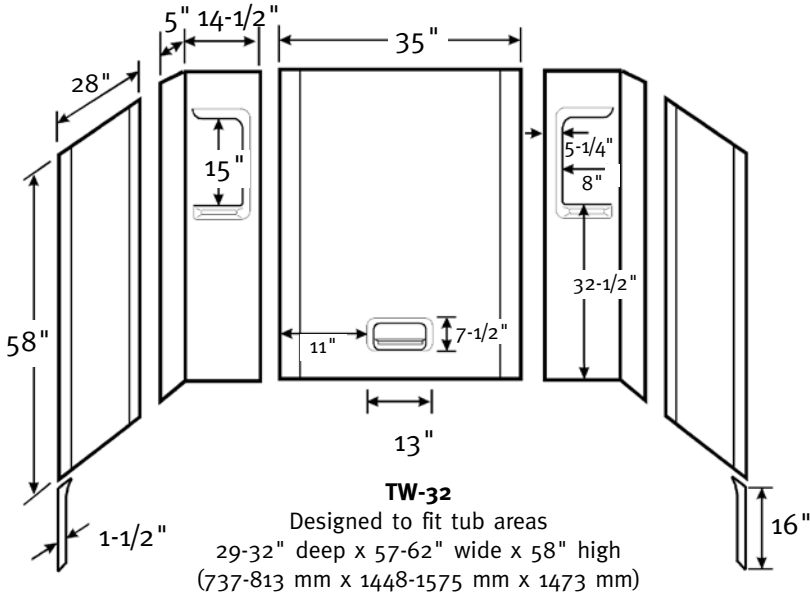
SWAN HIGH-GLOSS
TUB WALLS

Manufactured from Swan High-Gloss
(see page 2 for detailed information)

WARRANTY
Limited Lifetime – Residential
Limited 5-year – Commercial

FEATURES

- Will not mold or mildew, no grout to clean
- Ideal for both remodeling projects and new construction
- Ultra-bright, glossy surface comes from durable, baked-on finish
- A variety of colors to choose from to customize a bath
- Three shelves for generous storage space
- The TW-32 is a glue-up 7-piece compression molded unit with a high-gloss, smooth surface
- Patented design keeps shower head spray from aiming at seams



SPECIFICATIONS

TW-32 High-Gloss 5-Panel Tub Wall Kit							
Model	Part	Tub Area Designed To Fit	Ship Wt. Lb.	Ship UPS	Carton Dims. In.	Cu. Ft.	
TW-32	TW32000	29-32" D x 57-62" W x 58" H (737-813 mm x 1448-1575 mm x 1473 mm)	59	–	62 x 38 x 7	9.55	

Kit Includes: One back panel with molded-in soap dish, two right angle corner panels with molded-in shampoo shelves, two flat side panels, two apron strips, installation materials and complete installation instructions.

Packaging: Each kit is packed in a flat, rectangular carton.
See page 57 for complete listing of all tub wall accessories.

STANDARDS AND RATINGS

Class B fire rating
American Society for Testing and Materials
National Electrical Manufacturers Association

SUPPORT DOCUMENTS

Installation instructions available on line at www.swanstone.com



COLORS

(See inside back cover for color sample.)

- White (010)
- Bone (037)
- Bisque (018)

MAINTENANCE AND
CLEANING INFORMATION

Wash regularly with non-abrasive, liquid cleaners, a sponge, soft cloth or Mr. Clean Magic Eraser. **Do not** use abrasive cleaners or pads. **Do not** use “leave on” cleaning products such as the Automatic Shower Cleaner. Prolonged contact with harsh chemicals could have an adverse reactive over time and discolor your surfaces.



RM-58 High-Gloss 3-Panel Tub Wall Kit

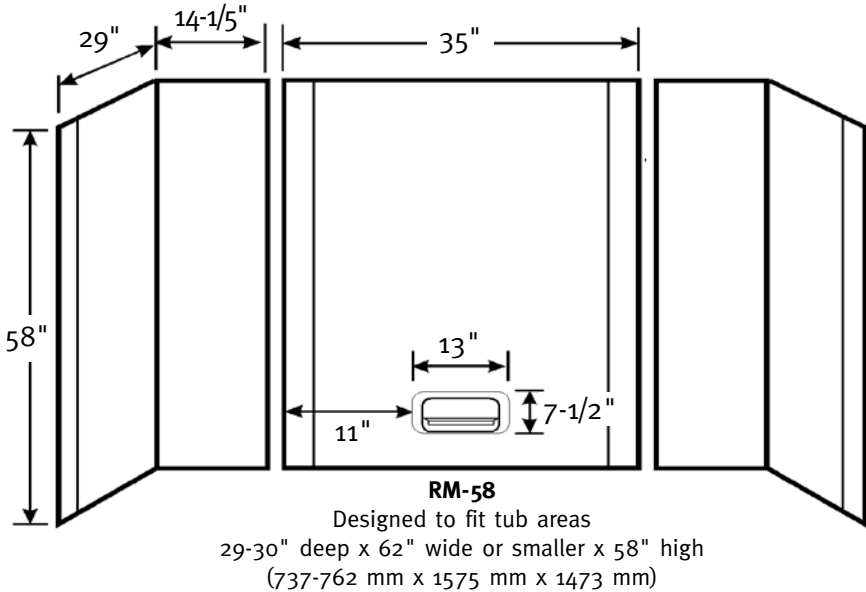
SWAN HIGH-GLOSS TUB WALLS

Manufactured from Swan High-Gloss
(see page 2 for detailed information)

WARRANTY
Limited Lifetime – Residential
Limited 5-year – Commercial

FEATURES

- Will not mold or mildew, no grout to clean
- Ideal for both remodeling projects and new construction
- Ultra-bright, glossy surface comes from durable, baked-on finish
- A variety of colors to choose from to customize a bath
- The RM-58 is a glue-up 3-piece compression molded unit with a high-gloss, smooth surface
- Patented design keeps shower head spray from aiming at seams



SPECIFICATIONS

RM-58 High-Gloss 3-Panel Tub Wall Kit						
Model	Part	Tub Area Designed To Fit	Ship Wt. Lb.	Ship UPS	Carton Dims. In.	Cu. Ft.
RM-58	RM58000	29-30" D x 62" W* x 58" H (*or smaller) (737-762 mm x 1575 mm x 1473 mm)	53	–	66 x 37 x 9	12.72

Kit Includes: One back panel with molded-in soap dish, two end panels, installation materials and complete installation instructions.
Packaging: Each kit is packed in a triangular carton.
See page 57 for complete listing of all tub wall accessories.

STANDARDS AND RATINGS

Class B fire rating
American Society for Testing and Materials
National Electrical Manufacturers Association

SUPPORT DOCUMENTS

Installation instructions available on line at www.swanstone.com



COLORS

(See inside back cover for color sample.)

- White (010)
- Bone (037)
- Bisque (018)

MAINTENANCE AND CLEANING INFORMATION

Wash regularly with non-abrasive, liquid cleaners, a sponge, soft cloth or Mr. Clean Magic Eraser. **Do not** use abrasive cleaners or pads. **Do not** use “leave on” cleaning products such as the Automatic Shower Cleaner. Prolonged contact with harsh chemicals could have an adverse reactive over time and discolor your surfaces.



HA-58 High-Gloss 3-Panel Tub Wall Kit

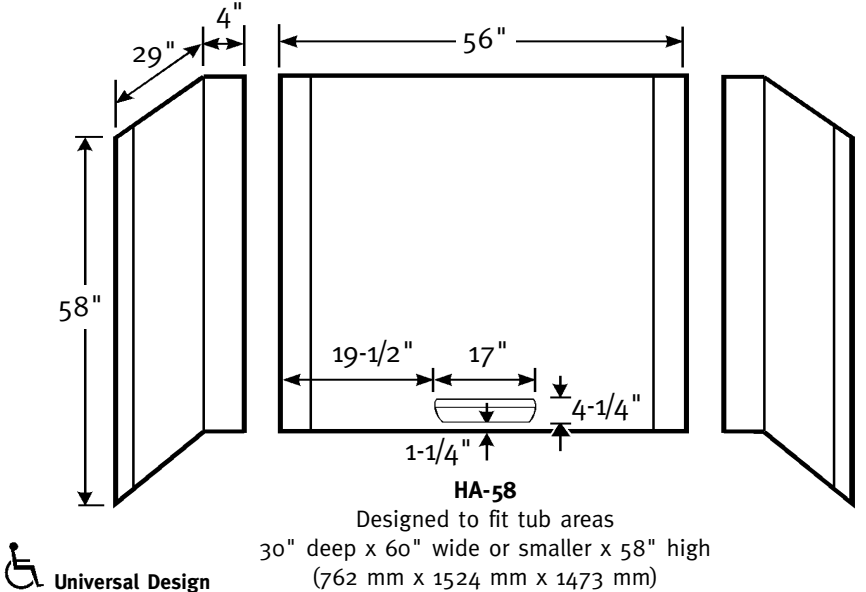
SWAN HIGH-GLOSS TUB WALLS

Manufactured from Swan High-Gloss
(see page 2 for detailed information)

WARRANTY
Limited Lifetime – Residential
Limited 5-year – Commercial

FEATURES

- Will not mold or mildew, no grout to clean
- Ideal for both remodeling projects and new construction
- Meets ADA guidelines for soap dish height and grab bar installation
- Ultra-bright, glossy surface comes from durable, baked-on finish
- A variety of colors to choose from to customize a bath
- The HA-58 is a glue-up 3-piece compression molded unit with a high-gloss, smooth surface
- Patented design keeps shower head spray from aiming at seams



SPECIFICATIONS

HA-58 High-Gloss 3-Panel Tub Wall Kit						
Model	Part	Tub Area Designed To Fit	Ship Wt. Lb.	Ship UPS	Carton Dims. In.	Cu. Ft.
HA-58	HA58000	30" D x 60" W* x 58" H (*or smaller) (762 mm x 1524 mm x 1473 mm)	57	–	61 x 61 x 6	12.92

Kit Includes: One back panel with molded-in soap dish, two end panels, installation materials and complete installation instructions.
Packaging: Each kit is packed in a flat, rectangular carton.
See page 57 for complete listing of all tub wall accessories.

STANDARDS AND RATINGS

Class B fire rating
American Society for Testing and Materials
National Electrical Manufacturers Association

SUPPORT DOCUMENTS

Installation instructions available on line at www.swanstone.com



COLORS

(See inside back cover for color sample.)

- White (010)
- Bone (037)
- Bisque (018)

MAINTENANCE AND CLEANING INFORMATION

Wash regularly with non-abrasive, liquid cleaners, a sponge, soft cloth or Mr. Clean Magic Eraser. **Do not** use abrasive cleaners or pads. **Do not** use “leave on” cleaning products such as the Automatic Shower Cleaner. Prolonged contact with harsh chemicals could have an adverse reactive over time and discolor your surfaces.



WW-6000 High-Gloss 5-Panel Tub Wall Kit

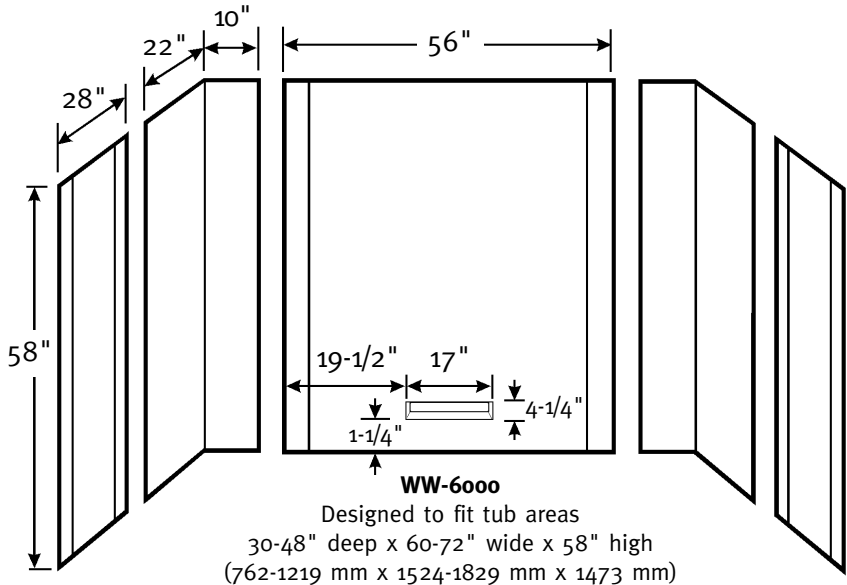
SWAN HIGH-GLOSS TUB WALLS

Manufactured from Swan High-Gloss
(see page 2 for detailed information)

WARRANTY
Limited Lifetime – Residential
Limited 5-year – Commercial

FEATURES

- Will not mold or mildew, no grout to clean
- Ideal for both remodeling projects and new construction
- Ultra-bright, glossy surface comes from durable, baked-on finish
- A variety of colors to choose from to customize a bath
- Designed especially for whirlpool tubs
- Durable high-gloss walls will not leak or mildew
- The WW-6000 is a glue-up 5-piece compression molded unit with a high-gloss, smooth surface
- Patented design keeps shower head spray from aiming at seams



SPECIFICATIONS

WW-6000 High-Gloss 5-Panel Tub Wall Kit

Model	Part	Tub Area Designed To Fit	Ship Wt. Lb.	Ship UPS	Carton Dims. In.	Cu. Ft.
WW-6000	WW6000	30-48" D x 60-72" W x 58" H (762-1219 mm x 1524-1829 mm x 1473 mm)	91	–	61 x 60 x 11	23.30

Kit Includes: One center panel with molded-in soap dish, two right angle corner panels, two side panels, installation materials and complete installation instructions.
Packaging: Each kit is packed in a flat, rectangular carton.
See page 57 for complete listing of all tub wall accessories.

STANDARDS AND RATINGS

Class B fire rating
American Society for Testing and Materials
National Electrical Manufacturers Association

SUPPORT DOCUMENTS

Installation instructions available on line at www.swanstone.com



COLORS

(See inside back cover for color sample.)

- White (010)
- Bone (037)
- Bisque (018)

MAINTENANCE AND CLEANING INFORMATION

Wash regularly with non-abrasive, liquid cleaners, a sponge, soft cloth or Mr. Clean Magic Eraser. **Do not** use abrasive cleaners or pads. **Do not** use “leave on” cleaning products such as the Automatic Shower Cleaner. Prolonged contact with harsh chemicals could have an adverse reactive over time and discolor your surfaces.



GN-58 Veritek® 3-Panel Tub Wall Kit

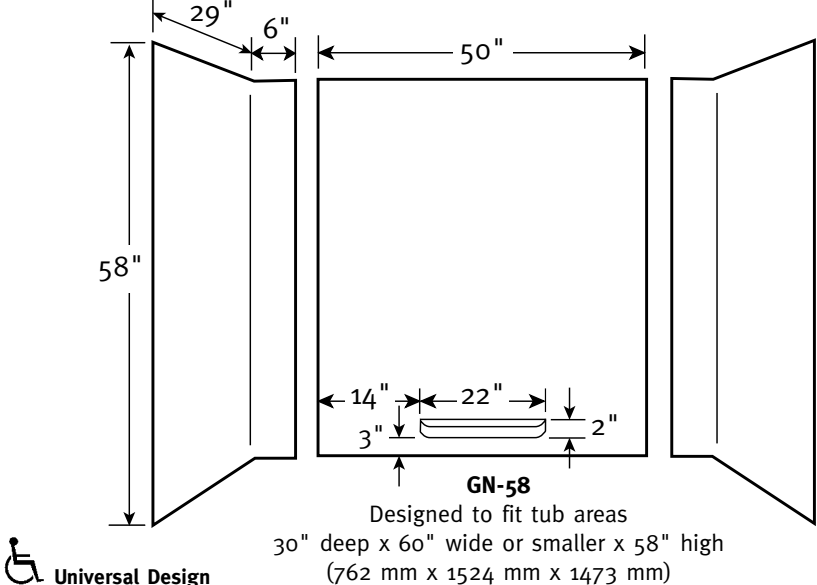
TUB WALLS

Manufactured from Veritek®
(see page 2 for detailed information)

WARRANTY
Limited Lifetime – Residential
Limited 5-year – Commercial

FEATURES

- Granite look adds elegance to your bath
- Will not mold or mildew, no grout to clean
- Ideal for both remodeling projects and new construction
- Meets ADA guidelines for soap dish height and grab bar installation
- A variety of colors to choose from to customize a bath
- Affordable wall system made of Veritek with no surface coating to chip or crack—color runs throughout
- The GN-58 is a glue-up 3-piece compression molded composite with molded-in color and a natural gloss surface



SPECIFICATIONS

GN-58 Veritek® 3-Panel Tub Wall Kit

Model	Part	Tub Area Designed To Fit	Ship Wt. Lb.	Ship UPS	Carton Dims. In.	Cu. Ft.
GN-58	GN58000	30" D x 60" W* x 58" H (*or smaller) (762 mm x 1524 mm x 1473 mm)	57	–	61 x 61 x 6	12.92

Kit Includes: One back panel with molded-in soap dish, two end panels, installation materials and complete installation instructions.
Packaging: Each kit is packed in a flat, rectangular carton.

STANDARDS AND RATINGS

Class B fire rating
American Society for Testing and Materials
National Electrical Manufacturers Association

SUPPORT DOCUMENTS

Installation instructions available on line at www.swanstone.com



COLORS

(See inside back cover for color sample.)

- White (010)
- Bone (037)
- Bisque (018)
- Bermuda Sand (040)
- Gray Granite (042)
- Tahiti Desert (050)

MAINTENANCE AND CLEANING INFORMATION

Wash regularly with non-abrasive, liquid cleaners, a sponge, soft cloth or Mr. Clean Magic Eraser. For hard water stains or mineral build-up, scale removers such as Lime Away, Rust-out or Whink can be used. To protect the finish, fiberglass wax or automotive paste wax can be applied. **Do not** use abrasive cleaners or pads. **Do not** use “leave on” cleaning products such as the Automatic Shower Cleaner. Prolonged contact with harsh chemicals could have an adverse reactive over time and discolor your surfaces. **Do not** use cleaning agents that caution use on acrylic, polyester or plastics.



TF-57 Veritek® 5-Panel Tub Wall Kit

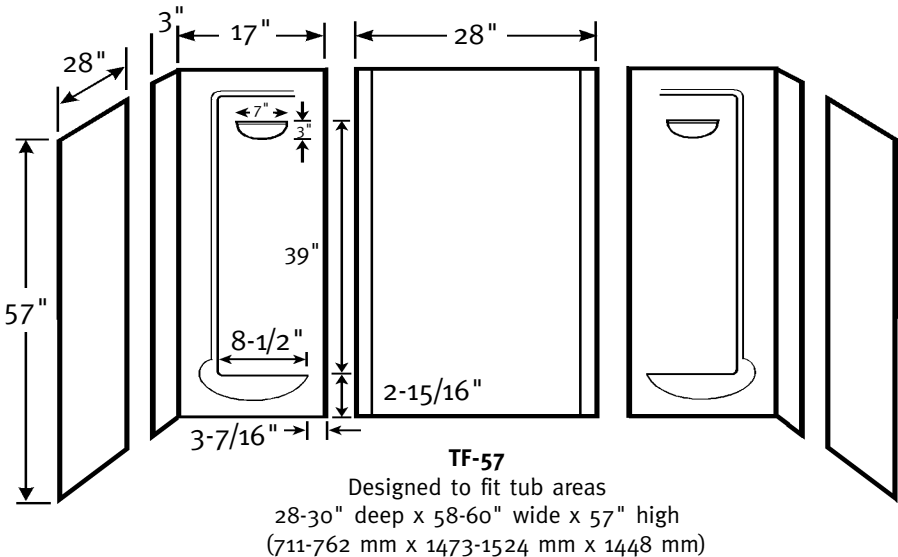
TUB WALLS

Manufactured from Veritek®
(see page 2 for detailed information)

WARRANTY
Limited Lifetime – Residential
Limited 5-year – Commercial

FEATURES

- Will not mold or mildew, no grout to clean
- Ideal for both remodeling projects and new construction
- A variety of colors to choose from to customize a bath
- Affordable wall system made of Veritek with no surface coating to chip or crack—color runs throughout
- Affordable wall kit has many upgrade features at a value price
- The TF-57 is a glue-up 5-piece unit with a softly textured surface



SPECIFICATIONS

TF-57 Veritek® 5-Panel Tub Wall Kit

Model	Part	Tub Area Designed To Fit	Ship Wt. Lb.	Ship UPS	Carton Dims. In.	Cu. Ft.
TF-57	TF57000	28-30" D x 58-60" W x 57" H (711-762 mm x 1473-1524 mm x 1448 mm)	58	–	60 x 31 x 5	5.39

Kit Includes: One back panel, two corner panels with four molded-in shampoo shelves/soap dishes, two side panels, installation materials and complete installation instructions.

Packaging: Each kit is packed in a flat, rectangular carton.

STANDARDS AND RATINGS

Class B fire rating
American Society for Testing and Materials
National Electrical Manufacturers Association

SUPPORT DOCUMENTS

Installation instructions available on line at www.swanstone.com

MADE IN USA.



Accessories Chart

TUB & SHOWER WALL ACCESSORIES

TUB & SHOWER WALL ACCESSORIES

WTK-1 High-Gloss Window Trim Kit

For window sill applications up to 36" wide and 8" deep.

Model	Part	Ship Wt. Lb.	Ship UPS	Carton Dims. In.	Cu. Ft.
WTK-1 (single)	WK10000	9	UPS	37 x 8 x 4	.69
WTK-1 (6-pak)	WK1000006	50	UPS	36 x 23 x 10	4.8

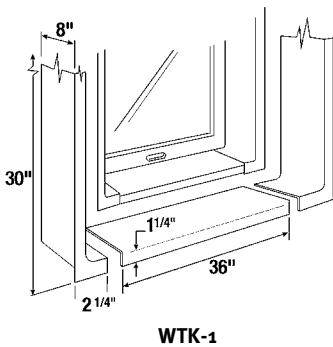
Extension Divider Strip – For window sill applications greater than 36" wide.*

WK-1009	WK10000DS Window Trim Kit Divider Strip	1	UPS	–	–
WK-1001	WK10000WS Window Sill Panel	3	UPS	37 x 8 x 4	.69

*Covers seam when joining two sill panels.

Kit Includes: One horizontal sill panel, two vertical jamb panels, installation materials and complete installation instructions.

Packaging: Packed in individual cartons, both singly and with a master carton (6 pack).



MADE IN USA.



BT-3060 L/R Veritek® Bathtub

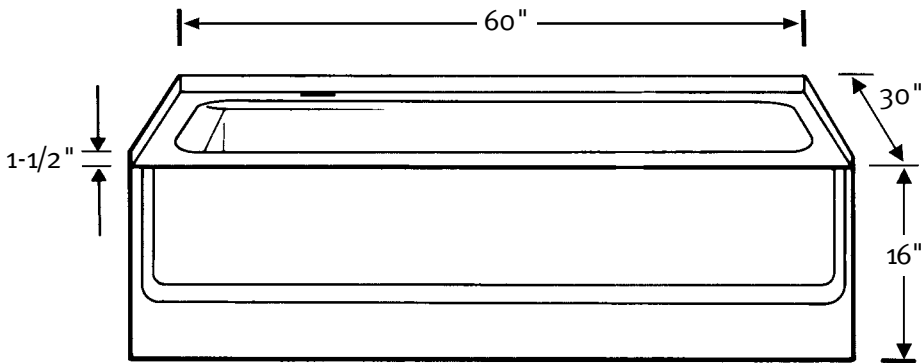
BATHTUBS

Manufactured from Veritek®
(see page 2 for detailed information)

WARRANTY
Limited Lifetime – Residential
Limited 5-year – Commercial

FEATURES

- The BT-3060 L/R is a compression molded material with molded-in color and a natural gloss surface for easy cleaning
- Solid and granite colors match many Swanstone and Veritek wall systems
- Generous 16" height is deeper than a standard tub
- Pre-leveled bottom for easy installation
- Skid-resistant pattern molded into bathtub
- Made of Veritek with no surface coating to chip or crack—color runs throughout



BT-3060 L/R Veritek® Bathtub
Designed to fit tub area
30" deep x 60" wide (762 mm x 1524 mm)
Capacity: 65 gallons to bottom of overflow
13-1/2" from bottom of tub to center line of overflow
Bathing well dimensions: 22-1/2" x 50" x 13" (572 mm x 1270 mm x 330 mm)

SPECIFICATIONS

BT-3060 L/R Veritek® Bathtub						
Model	Part	Tub Area Designed To Fit	Ship Wt. Lb.	Ship UPS	Carton Dims. In.	Cu. Ft.
BT-3060 L/RBT03060 LD/RD		30" W x 60" D (762 mm x 1524 mm)	70	–	62 x 33 x 19	22.16

Kit Includes: One bathtub, six bathtub clips and complete installation instructions.

Available in 5-packs BT 3060L5 and BT3060R5.

Packaging: Each kit is packed in a flat, rectangular carton.

STANDARDS AND RATINGS

Class B fire rating
American National Standard Institute—ANSI Z124.1.2
International Association of Plumbing and Mechanical Officials (IAPMO)—listed cUPC listed—Certified to CSA Standard B45 by IAPMO
American Society for Testing and Materials
National Electrical Manufacturers Association

SUPPORT DOCUMENTS

Installation instructions available on line at www.swanstone.com



COLORS

(See inside back cover for color sample.)

- White (010)
- Bone (037)
- Bisque (018)
- Bermuda Sand (040)
- Gray Granite (042)
- Tahiti Desert (050)

MAINTENANCE AND
CLEANING INFORMATION

Wash regularly with non-abrasive, liquid cleaners, a sponge, soft cloth or Mr. Clean Magic Eraser. For hard water stains or mineral build-up, scale removers such as Lime Away, Rust-out or Whink can be used. To protect the finish, fiberglass wax or automotive paste wax can be applied. **Do not** use abrasive cleaners or pads. **Do not** use “leave on” cleaning products such as the Automatic Shower Cleaner. Prolonged contact with harsh chemicals could have an adverse reactive over time and discolor your surfaces. **Do not** use cleaning agents that caution use on acrylic, polyester or plastics.



BA-3060 Veritek® Bath Alcove Walls

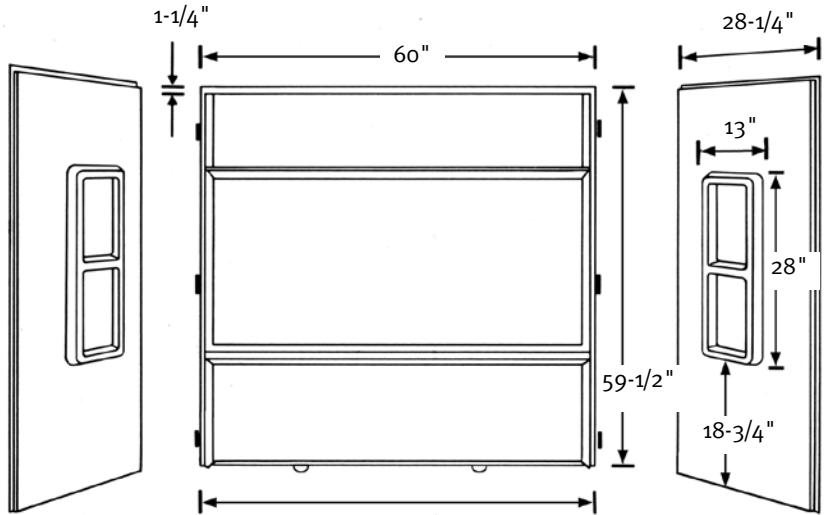
TUB ALCOVE WALLS

Manufactured from Veritek®
(see page 2 for detailed information)

WARRANTY
Limited Lifetime – Residential
Limited 5-year – Commercial

FEATURES

- Nails directly to studs for fast installation
- Sturdy interlocking system for one-piece appearance
- Panels easily fit through existing doorways and can be installed by one person
- Made of Veritek with no surface coating to chip or crack
- The BA-3060 is a 3-piece compression molded composite material with molded-in color and a natural gloss surface



BA-3060
Designed to fit tub area
30" deep x 60" wide* x 59-1/2" high (762 mm x 1524 mm x 1511 mm)
Shower door opening size: 58-1/16" wide at tub ledge, 58" high

SPECIFICATIONS

BA-3060 Veritek® Bath Alcove Walls						
Model	Part	Tub Area Designed To Fit	Ship Wt. Lb.	Ship UPS	Carton Dims. In.	Cu. Ft.
BA-3060	BA03060	30" D x 60" W* x 59-1/2" H (762 mm x 1524 mm x 1511 mm)	75	–	65 x 63 x 7	15.40

*1-1/2" additional area required on outer edges of wall panels to accommodate nail-up flange.

Kit Includes: One right side panel, one left side panel, one back panel with six factory installed wall mounting clips, and complete installation instructions.

Packaging: Each kit is packed in a flat, rectangular carton.

STANDARDS AND RATINGS

Class B fire rating
American National Standard Institute—ANSI Z124.1.2
International Association of Plumbing and Mechanical Officials (IAPMO)—listed cUPC listed—Certified to CSA Standard B45 by IAPMO
American Society for Testing and Materials
National Electrical Manufacturers Association

SUPPORT DOCUMENTS

Installation instructions available on line at www.swanstone.com



COLORS

(See inside back cover for color sample.)

- White (010)
- Bone (037)
- Bisque (018)
- Bermuda Sand (040)
- Gray Granite (042)
- Tahiti Desert (050)

MAINTENANCE AND
CLEANING INFORMATION

Wash regularly with non-abrasive, liquid cleaners, a sponge, soft cloth or Mr. Clean Magic Eraser. For hard water stains or mineral build-up, scale removers such as Lime Away, Rust-out or Whink can be used. To protect the finish, fiberglass wax or automotive paste wax can be applied. **Do not** use abrasive cleaners or pads. **Do not** use “leave on” cleaning products such as the Automatic Shower Cleaner. Prolonged contact with harsh chemicals could have an adverse reactive over time and discolor your surfaces. **Do not** use cleaning agents that caution use on acrylic, polyester or plastics.



Veritek® Shower Alcove Walls

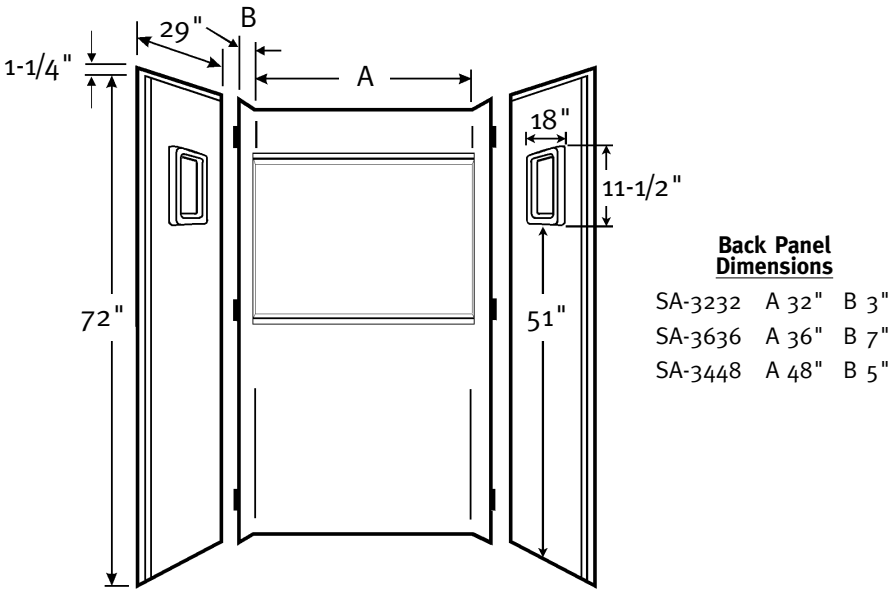
SHOWER ALCOVE WALLS

Manufactured from Veritek®
(see page 2 for detailed information)

WARRANTY
Limited Lifetime – Residential
Limited 5-year – Commercial

FEATURES

- Nails directly to studs for fast installation
- Sturdy interlocking system for one-piece appearance
- Panels easily fit through existing doorways and can be installed by one person
- Made of Veritek composite material with no surface coating to chip or crack
- The SA Series is a 3-piece compression molded material with molded-in color and a natural gloss surface



SPECIFICATIONS

Veritek® Shower Alcove Walls						
Model	Part	Wall Area Designed To Fit	Ship Wt. Lb.	Ship UPS	Carton Dims. In.	Cu. Ft.
SA-3232	SA03232	32" D x 32" W x 72" H* (813 mm x 813 mm x 1829 mm)	66	–	76 x 35 x 10	15.97
Fits shower floor size 32" D x 32" W x 4" H (813 mm x 813 mm x 102 mm)						
SA-3636	SA03636	36" D x 36" W x 72" H* (914 mm x 914 mm x 1829 mm)	84	–	80 x 40 x 10	20.37
Fits shower floor size 36" D x 36" W x 4" H (914 mm x 914 mm x 102 mm)						
SA-3448	SA03448	34" D x 48" W x 72" H* (864 mm x 1219 mm x 1829 mm)	106	–	76 x 52 x 10	23.39
Fits shower floor size 34" D x 48" W x 4" H (864 mm x 1219 mm x 102 mm)						

*1-1/2" additional area required on outer edges of wall panels to accommodate nail-up flange.

STANDARDS AND RATINGS

Class B fire rating
American Society for Testing and Materials
National Electrical Manufacturers Association

SUPPORT DOCUMENTS

Installation instructions available on line at www.swanstone.com



COLORS

(See inside back cover for color sample.)

- White (010)
- Bone (037)
- Bisque (018)
- Bermuda Sand (040)
- Gray Granite (042)
- Tahiti Desert (050)

Each Kit Includes: One right side panel, one left side panel, one back panel with six factory installed wall mounting clips, and complete installation instructions.

Packaging: Each kit is packed in a flat, rectangular carton.

MAINTENANCE AND CLEANING INFORMATION

Wash regularly with non-abrasive, liquid cleaners, a sponge, soft cloth or Mr. Clean Magic Eraser. For hard water stains or mineral build-up, scale removers such as Lime Away, Rust-out or Whink can be used. To protect the finish, fiberglass wax or automotive paste wax can be applied. **Do not** use abrasive cleaners or pads. **Do not** use “leave on” cleaning products such as the Automatic Shower Cleaner. Prolonged contact with harsh chemicals could have an adverse reactive over time and discolor your surfaces. **Do not** use cleaning agents that caution use on acrylic, polyester or plastics.



SA-38 NEO Angle Shower Alcove Wall

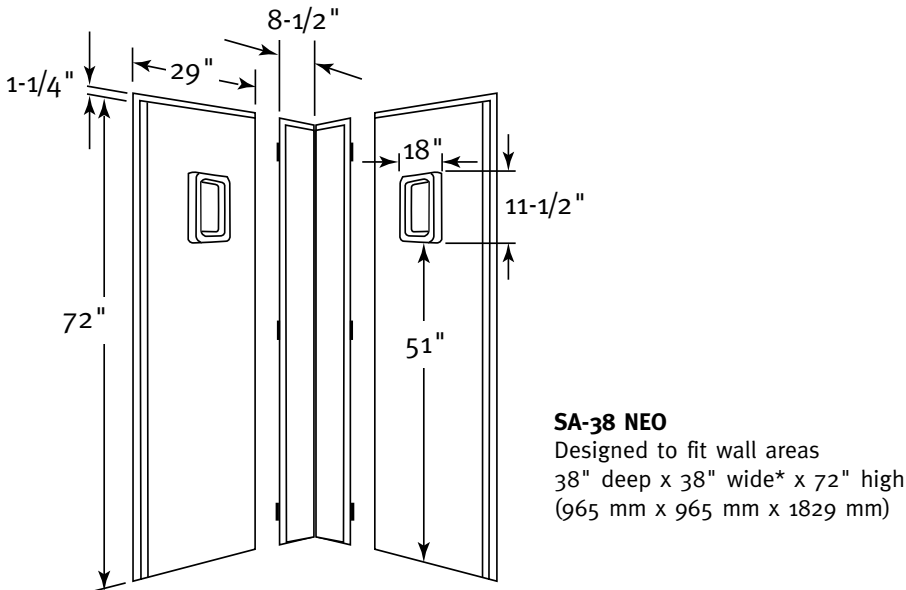
SHOWER ALCOVE WALLS

Manufactured from Veritek®
(see page 2 for detailed information)

WARRANTY
Limited Lifetime – Residential
Limited 5-year – Commercial

FEATURES

- Nails directly to studs for fast installation
- Sturdy interlocking system for one-piece appearance
- Panels easily fit through existing doorways and can be installed by one person
- Made of Veritek composite material with no surface coating to chip or crack
- The SA-38 NEO is a 3-piece compression molded unit with a natural gloss surface



SA-38 NEO
Designed to fit wall areas
38" deep x 38" wide* x 72" high
(965 mm x 965 mm x 1829 mm)

SPECIFICATIONS

SA-38 NEO Veritek® Angle Shower Alcove Wall						
Model	Part	Wall Area Designed To Fit	Ship Wt. Lb.	Ship UPS	Carton Dims. In.	Cu. Ft.
SA-38 NEO	NE00000SA	38" D x 38" W* x 72" H (965 mm x 965 mm x 1829 mm)	84	–	76 x 36 x 13	20.58
Fits NEO shower floor size 38" D x 38" W (965 mm x 965 mm)						

*1-1/2" additional area required on outer edges of wall panels to accommodate nail-up flange.

Kit Includes: One right side panel, one left side panel, one corner panel, wall mounting clips, and complete installation instructions.

Packaging: Each kit is packed in a flat, rectangular carton.

STANDARDS AND RATINGS

Class B fire rating
American Society for Testing and Materials
National Electrical Manufacturers Association

SUPPORT DOCUMENTS

Installation instructions available on line at www.swanstone.com



COLORS

(See inside back cover for color sample.)

- White (010)
- Bone (037)
- Bisque (018)
- Bermuda Sand (040)
- Gray Granite (042)
- Tahiti Desert (050)

MAINTENANCE AND CLEANING INFORMATION

Wash regularly with non-abrasive, liquid cleaners, a sponge, soft cloth or Mr. Clean Magic Eraser. For hard water stains or mineral build-up, scale removers such as Lime Away, Rust-out or Whink can be used. To protect the finish, fiberglass wax or automotive paste wax can be applied. **Do not** use abrasive cleaners or pads. **Do not** use “leave on” cleaning products such as the Automatic Shower Cleaner. Prolonged contact with harsh chemicals could have an adverse reactive over time and discolor your surfaces. **Do not** use cleaning agents that caution use on acrylic, polyester or plastics.

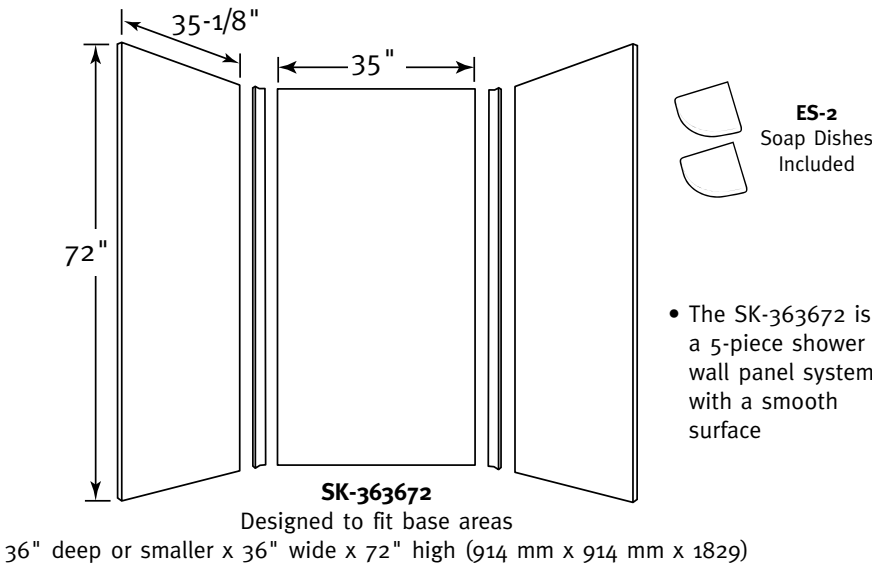
Manufactured from Swanstone solid surface
(see page 2 for detailed information)

Recommended for high use traffic areas and commercial surfaces

WARRANTY
Limited Lifetime – Residential
Limited 25-year – Commercial

FEATURES

- Reinforced solid surface means color and texture run all the way through and cannot wear away
- Will not mold or mildew, no grout to clean
- Ideal for remodeling, panels glue up over existing surface
- Coordinates with Swanstone Vanity Tops, Shower Floors and Decorative Panels
- A complete kit with everything you need to design your shower
- Wall panels are cut to fit most shower applications with no trimming required
- Heat resistant—walls can handle steamer units
- Compression molding means superior durability



SPECIFICATIONS

SK-363672 Swanstone Shower Wall Kit						
Model	Part	Base Area Designed To Fit	Ship Wt. Lb.	Ship UPS	Carton Dims. In.	Cu. Ft.
SK-363672	SK363672	36" D* x 36" W x 72" H (914 mm x 914 mm x 1829 mm) (*or smaller)	110	–	75 x 39 x 5	8.46

Kit Includes: Two side panels, one back panel, two corner molding strips, two corner soap dishes, installation materials and complete installation instructions.
Packaging: Each kit is packed in an individual carton.

ACCESSORIES

See pages 83-84 for complete listing of all wall accessories.

STANDARDS AND RATINGS

Class 1A fire rating
National Sanitation Foundation-NSF Splash Zone, -NSF Food Zone
American Society for Testing and Materials
National Electrical Manufacturers Association

For a complete list of tests and results see the Technical Data Sheet – page 131.

SUPPORT DOCUMENTS

Installation instructions available on line at www.swanstone.com



COLORS

(See inside back cover for color sample.)

- White (010)
- Bone (037)
- Bisque (018)
- Almond Galaxy (046)
- Arctic Granite (035)
- Barley (091)
- Bermuda Sand (040)
- Gray Granite (042)
- Green Pasture (095)
- Sierra (094)
- Tahiti Blue (056)
- Tahiti Desert (050)
- Tahiti Evergreen (057)
- Tahiti Gray (053)
- Tahiti Ivory (059)
- Tahiti Matrix (058)
- Tahiti Rose (052)
- Tahiti Sand (051)
- Tahiti Terra (055)
- Tahiti White (011)
- Cornflower (063)
- Ironweed (061)
- Night Sky (012)
- Purple Sage (064)
- Wild Indigo (022)
- Winter Wheat (060)
- Indian Grass (071)
- Pebble (072)
- Seafoam (074)
- Glacier (121)
- Prairie (122)
- Acorn (123)
- Canyon (124)
- Cloud White (125)
- Cloud Bone (126)
- Baby's Breath (168)
- Caraway Seed (169)

MAINTENANCE AND
CLEANING INFORMATION

Abrasive cleansers are safe for Swanstone walls but are not recommended if used in conjunction with a Swanstone or Veritek shower base or bathtub which is designed with high sheen areas to prevent soap scum build-up. Prolonged scrubbing of Swanstone walls with these products could dull the surface of the Swanstone or Veritek base and promote the build-up of soap scum. **Do not** use “leave on” cleaning products such as the Automatic Shower Cleaner. Prolonged contact with harsh chemicals could have an adverse reactive over time and discolor your surfaces. **Do not** use cleaning agents that caution use on acrylic, polyester or plastics.

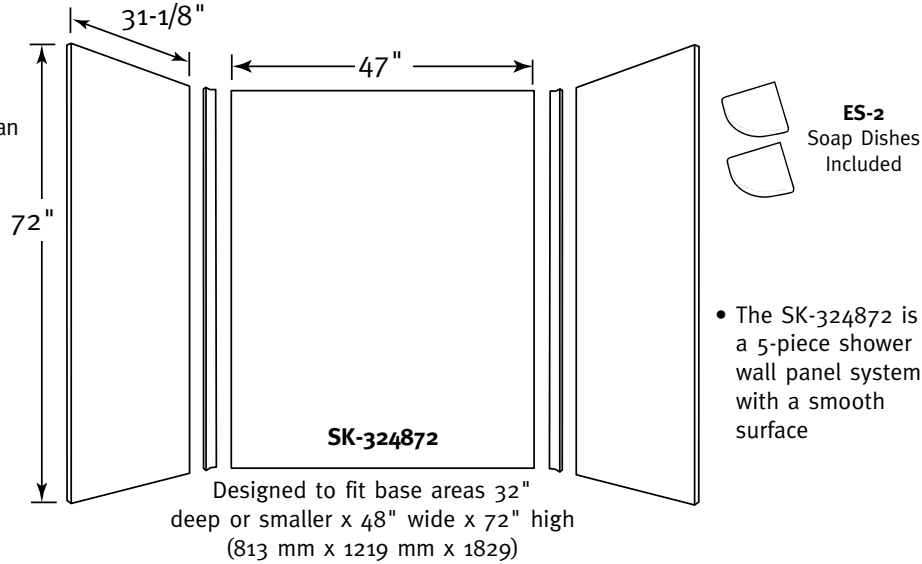
Manufactured from Swanstone solid surface
(see page 2 for detailed information)

Recommended for high use traffic areas and commercial surfaces

WARRANTY
Limited Lifetime – Residential
Limited 25-year – Commercial

FEATURES

- Reinforced solid surface means color and texture run all the way through and cannot wear away
- Will not mold or mildew, no grout to clean
- Ideal for remodeling, panels glue up over existing surface
- Coordinates with Swanstone Vanity Tops, Shower Floors and Decorative Panels
- A complete kit with everything you need to design your shower
- Wall panels are cut to fit most shower applications with no trimming required
- Heat resistant—walls can handle steamer units
- Compression molding means superior durability



SPECIFICATIONS

SK-324872 Swanstone Shower Wall Kit						
Model	Part	Base Area Designed To Fit	Ship Wt. Lb.	Ship UPS	Carton Dims. In.	Cu. Ft.
SK-324872	SK324872	32" D* x 48" W x 72" H (813 mm x 1219 mm x 1829 mm) (*or smaller)	169	–	74 x 55 x 3	7.07

Kit Includes: Two side panels, one back panel, two corner molding strips, two corner soap dishes, installation materials and complete installation instructions.
Packaging: Each kit is packed in an individual carton.

ACCESSORIES

See pages 83-84 for complete listing of all wall accessories.

STANDARDS AND RATINGS

Class 1A fire rating
National Sanitation Foundation-NSF Splash Zone, -NSF Food Zone
American Society for Testing and Materials
National Electrical Manufacturers Association

For a complete list of tests and results see the Technical Data Sheet – page 131.

SUPPORT DOCUMENTS

Installation instructions available on line at www.swanstone.com



COLORS

(See inside back cover for color sample.)

- White (010)
- Bone (037)
- Bisque (018)
- Almond Galaxy (046)
- Arctic Granite (035)
- Barley (091)
- Bermuda Sand (040)
- Gray Granite (042)
- Green Pasture (095)
- Sierra (094)
- Tahiti Blue (056)
- Tahiti Desert (050)
- Tahiti Evergreen (057)
- Tahiti Gray (053)
- Tahiti Ivory (059)
- Tahiti Matrix (058)
- Tahiti Rose (052)
- Tahiti Sand (051)
- Tahiti Terra (055)
- Tahiti White (011)
- Cornflower (063)
- Ironweed (061)
- Night Sky (012)
- Purple Sage (064)
- Wild Indigo (022)
- Winter Wheat (060)
- Indian Grass (071)
- Pebble (072)
- Seafoam (074)
- Glacier (121)
- Prairie (122)
- Acorn (123)
- Canyon (124)
- Cloud White (125)
- Cloud Bone (126)
- Baby's Breath (168)
- Caraway Seed (169)

MAINTENANCE AND
CLEANING INFORMATION

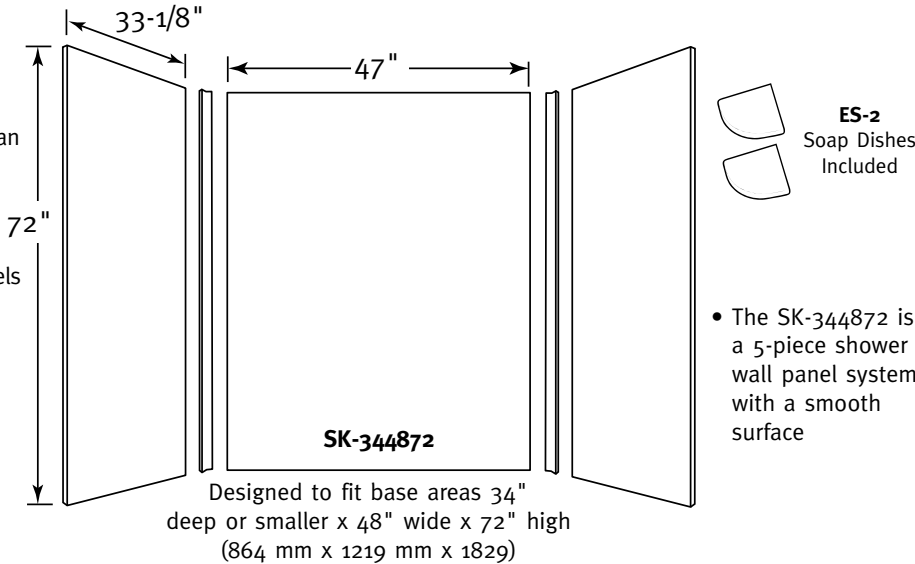
Abrasive cleansers are safe for Swanstone walls but are not recommended if used in conjunction with a Swanstone or Veritek shower base or bathtub which is designed with high sheen areas to prevent soap scum build-up. Prolonged scrubbing of Swanstone walls with these products could dull the surface of the Swanstone or Veritek base and promote the build-up of soap scum. **Do not** use “leave on” cleaning products such as the Automatic Shower Cleaner. Prolonged contact with harsh chemicals could have an adverse reactive over time and discolor your surfaces. **Do not** use cleaning agents that caution use on acrylic, polyester or plastics.

FEATURES

- Reinforced solid surface means color and texture run all the way through and cannot wear away
- Will not mold or mildew, no grout to clean
- Ideal for remodeling, panels glue up over existing surface
- Coordinates with Swanstone Vanity Tops, Shower Floors and Decorative Panels
- A complete kit with everything you need to design your shower
- Wall panels are cut to fit most shower applications with no trimming required
- Heat resistant—walls can handle steamer units
- Compression molding means superior durability

Manufactured from Swanstone solid surface
(see page 2 for detailed information)

Recommended for high use traffic areas and commercial surfaces



WARRANTY
Limited Lifetime – Residential
Limited 25-year – Commercial

SPECIFICATIONS

SK-344872 Swanstone Shower Wall Kit

Model	Part	Base Area Designed To Fit	Ship Wt. Lb.	Ship UPS	Carton Dims. In.	Cu. Ft.
SK-344872	SK344872	34" D* x 48" W x 72" H (864 mm x 1219 mm x 1829 mm) (*or smaller)	170	–	74 x 49 x 4	7.38

Kit Includes: Two side panels, one back panel, two corner molding strips, two corner soap dishes, installation materials and complete installation instructions.
Packaging: Each kit is packed in an individual carton.

ACCESSORIES

See pages 83-84 for complete listing of all wall accessories.

STANDARDS AND RATINGS

Class 1A fire rating
National Sanitation Foundation-NSF Splash Zone, -NSF Food Zone
American Society for Testing and Materials
National Electrical Manufacturers Association

For a complete list of tests and results see the Technical Data Sheet – page 131.

SUPPORT DOCUMENTS

Installation instructions available on line at www.swanstone.com



COLORS

(See inside back cover for color sample.)

- White (010)
- Bone (037)
- Bisque (018)
- Almond Galaxy (046)
- Arctic Granite (035)
- Barley (091)
- Bermuda Sand (040)
- Gray Granite (042)
- Green Pasture (095)
- Sierra (094)
- Tahiti Blue (056)
- Tahiti Desert (050)
- Tahiti Evergreen (057)
- Tahiti Gray (053)
- Tahiti Ivory (059)
- Tahiti Matrix (058)
- Tahiti Rose (052)
- Tahiti Sand (051)
- Tahiti Terra (055)
- Tahiti White (011)
- Cornflower (063)
- Ironweed (061)
- Night Sky (012)
- Purple Sage (064)
- Wild Indigo (022)
- Winter Wheat (060)
- Indian Grass (071)
- Pebble (072)
- Seafoam (074)
- Glacier (121)
- Prairie (122)
- Acorn (123)
- Canyon (124)
- Cloud White (125)
- Cloud Bone (126)
- Baby's Breath (168)
- Caraway Seed (169)

MAINTENANCE AND
CLEANING INFORMATION

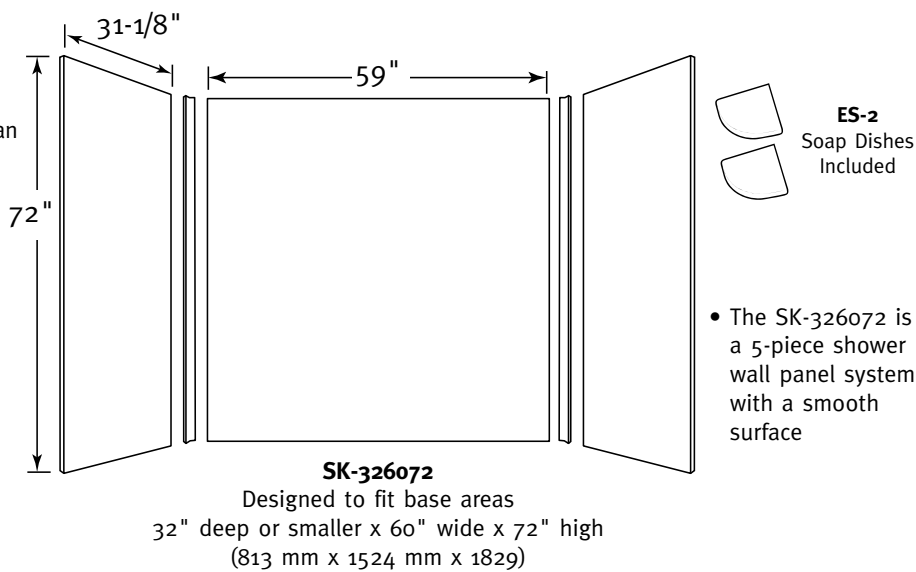
Abrasive cleansers are safe for Swanstone walls but are not recommended if used in conjunction with a Swanstone or Veritek shower base or bathtub which is designed with high sheen areas to prevent soap scum build-up. Prolonged scrubbing of Swanstone walls with these products could dull the surface of the Swanstone or Veritek base and promote the build-up of soap scum. **Do not** use “leave on” cleaning products such as the Automatic Shower Cleaner. Prolonged contact with harsh chemicals could have an adverse reactive over time and discolor your surfaces. **Do not** use cleaning agents that caution use on acrylic, polyester or plastics.

FEATURES

- Reinforced solid surface means color and texture run all the way through and cannot wear away
- Will not mold or mildew, no grout to clean
- Ideal for remodeling, panels glue up over existing surface
- Coordinates with Swanstone Vanity Tops, Shower Floors and Decorative Panels
- A complete kit with everything you need to design your shower
- Wall panels are cut to fit most shower applications with no trimming required
- Heat resistant—walls can handle steamer units
- Compression molding means superior durability

Manufactured from Swanstone solid surface
(see page 2 for detailed information)

Recommended for high use traffic areas and commercial surfaces



WARRANTY
Limited Lifetime – Residential
Limited 25-year – Commercial

SPECIFICATIONS

SK-326072 Swanstone Shower Wall Kit

Model	Part	Base Area Designed To Fit	Ship Wt. Lb.	Ship UPS	Carton Dims. In.	Cu. Ft.
SK-326072	SK326072	32" D* x 60" W x 72" H (813 mm x 1524 mm x 1829 mm) (*or smaller)	190	–	74 x 61 x 4	10.45

Kit Includes: Two side panels, one back panel, two corner molding strips, two corner soap dishes, installation materials and complete installation instructions.
Packaging: Each kit is packed in an individual carton.

ACCESSORIES

See pages 83-84 for complete listing of all wall accessories.

STANDARDS AND RATINGS

Class 1A fire rating
National Sanitation Foundation-NSF Splash Zone, -NSF Food Zone
American Society for Testing and Materials
National Electrical Manufacturers Association

For a complete list of tests and results see the Technical Data Sheet – page 131.

SUPPORT DOCUMENTS

Installation instructions available on line at www.swanstone.com



COLORS

(See inside back cover for color sample.)

- White (010)
- Bone (037)
- Bisque (018)
- Almond Galaxy (046)
- Arctic Granite (035)
- Barley (091)
- Bermuda Sand (040)
- Gray Granite (042)
- Green Pasture (095)
- Sierra (094)
- Tahiti Blue (056)
- Tahiti Desert (050)
- Tahiti Evergreen (057)
- Tahiti Gray (053)
- Tahiti Ivory (059)
- Tahiti Matrix (058)
- Tahiti Rose (052)
- Tahiti Sand (051)
- Tahiti Terra (055)
- Tahiti White (011)
- Cornflower (063)
- Ironweed (061)
- Night Sky (012)
- Purple Sage (064)
- Wild Indigo (022)
- Winter Wheat (060)
- Indian Grass (071)
- Pebble (072)
- Seafoam (074)
- Glacier (121)
- Prairie (122)
- Acorn (123)
- Canyon (124)
- Cloud White (125)
- Cloud Bone (126)
- Baby's Breath (168)
- Caraway Seed (169)

MAINTENANCE AND
CLEANING INFORMATION

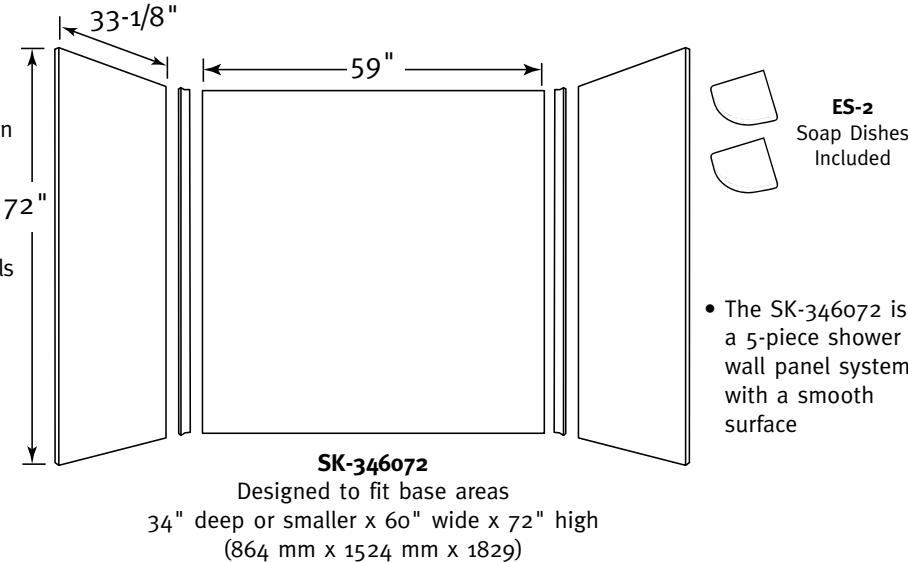
Abrasive cleansers are safe for Swanstone walls but are not recommended if used in conjunction with a Swanstone or Veritek shower base or bathtub which is designed with high sheen areas to prevent soap scum build-up. Prolonged scrubbing of Swanstone walls with these products could dull the surface of the Swanstone or Veritek base and promote the build-up of soap scum. **Do not** use “leave on” cleaning products such as the Automatic Shower Cleaner. Prolonged contact with harsh chemicals could have an adverse reactive over time and discolor your surfaces. **Do not** use cleaning agents that caution use on acrylic, polyester or plastics.

FEATURES

- Reinforced solid surface means color and texture run all the way through and cannot wear away
- Will not mold or mildew, no grout to clean
- Ideal for remodeling, panels glue up over existing surface
- Coordinates with Swanstone Vanity Tops, Shower Floors and Decorative Panels
- A complete kit with everything you need to design your shower
- Wall panels are cut to fit most shower applications with no trimming required
- Heat resistant—walls can handle steamer units
- Compression molding means superior durability

Manufactured from Swanstone solid surface
(see page 2 for detailed information)

Recommended for high use traffic areas and commercial surfaces



WARRANTY
Limited Lifetime – Residential
Limited 25-year – Commercial

SPECIFICATIONS

SK-346072 Swanstone Shower Wall Kit						
Model	Part	Base Area Designed To Fit	Ship Wt. Lb.	Ship UPS	Carton Dims. In.	Cu. Ft.
SK-346072	SK346072	34" D* x 60" W x 72" H (864 mm x 1524 mm x 1829 mm) (*or smaller)	190	–	78 x 65 x 4	7.07

Kit Includes: Two side panels, one back panel, two corner molding strips, two corner soap dishes, installaion materials and complete installation instructions.
Packaging: Each kit is packed in an individual carton.

ACCESSORIES

See pages 83-84 for complete listing of all wall accessories.

STANDARDS AND RATINGS

Class 1A fire rating
National Sanitation Foundation-NSF Splash Zone, -NSF Food Zone
American Society for Testing and Materials
National Electrical Manufacturers Association

For a complete list of tests and results see the Technical Data Sheet – page 131.

SUPPORT DOCUMENTS

Installation instructions available on line at www.swanstone.com



COLORS

(See inside back cover for color sample.)

- White (010)
- Bone (037)
- Bisque (018)
- Almond Galaxy (046)
- Arctic Granite (035)
- Barley (091)
- Bermuda Sand (040)
- Gray Granite (042)
- Green Pasture (095)
- Sierra (094)
- Tahiti Blue (056)
- Tahiti Desert (050)
- Tahiti Evergreen (057)
- Tahiti Gray (053)
- Tahiti Ivory (059)
- Tahiti Matrix (058)
- Tahiti Rose (052)
- Tahiti Sand (051)
- Tahiti Terra (055)
- Tahiti White (011)
- Cornflower (063)
- Ironweed (061)
- Night Sky (012)
- Purple Sage (064)
- Wild Indigo (022)
- Winter Wheat (060)
- Indian Grass (071)
- Pebble (072)
- Seafoam (074)
- Glacier (121)
- Prairie (122)
- Acorn (123)
- Canyon (124)
- Cloud White (125)
- Cloud Bone (126)
- Baby's Breath (168)
- Caraway Seed (169)

MAINTENANCE AND
CLEANING INFORMATION

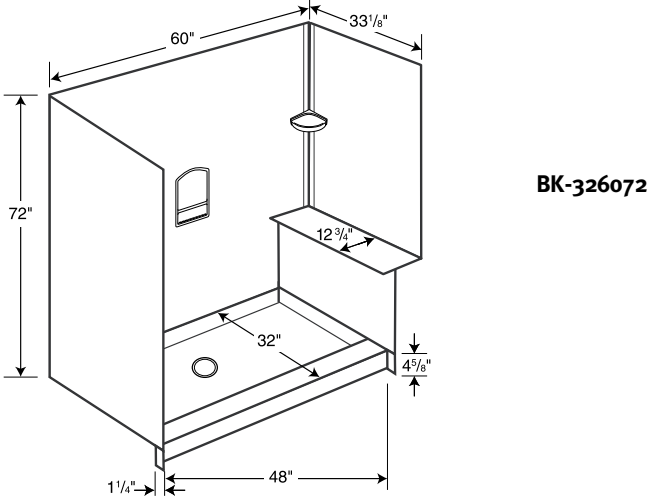
Abrasive cleansers are safe for Swanstone walls but are not recommended if used in conjunction with a Swanstone or Veritek shower base or bathtub which is designed with high sheen areas to prevent soap scum build-up. Prolonged scrubbing of Swanstone walls with these products could dull the surface of the Swanstone or Veritek base and promote the build-up of soap scum. **Do not** use “leave on” cleaning products such as the Automatic Shower Cleaner. Prolonged contact with harsh chemicals could have an adverse reactive over time and discolor your surfaces. **Do not** use cleaning agents that caution use on acrylic, polyester or plastics.

FEATURES

- Replaces a standard 32" x 60" bathtub
- Reinforced solid surface means color and texture run all the way through and cannot wear away
- Will not mold or mildew, no grout to clean
- Ideal for remodeling, panels glue up over existing surface
- A complete kit with everything you need to design your shower
- Compression molding means superior durability

Manufactured from Swanstone solid surface
(see page 2 for detailed information)

Recommended for high use traffic areas and commercial surfaces



WARRANTY
Limited Lifetime – Residential
Limited 25-year – Commercial

SPECIFICATIONS

BK-326072 Tub Replacement Shower Kit with Bench Seat						
Model	Part	Base Area Designed To Fit	Ship Wt. Lb.	Ship UPS	Carton Dims. In.	Cu. Ft.
BK-326072	BK326072	32"D x 60"W x 72"H (813mm x 1524mm x 1829mm)	160	–	74 x 62 x 5	13.28

Kit Includes: One SK-346072 shower wall kit, one SS-3248 shower floor, one SB-1248 bench seat, one RS-2215 soap dish and installation materials.

Packaging: Each component individually packed in rectangular carton, then crated.

STANDARDS AND RATINGS

Class 1A fire rating
National Sanitation Foundation-NSF Splash Zone, -NSF Food Zone
American Society for Testing and Materials
National Electrical Manufacturers Association

For a complete list of tests and results see the Technical Data Sheet – page 131.

SUPPORT DOCUMENTS

Installation instructions available on line at www.swanstone.com



COLORS

(See inside back cover for color sample.)

- White (010)
- Bone (037)
- Bisque (018)
- Almond Galaxy (046)
- Arctic Granite (035)
- Barley (091)
- Bermuda Sand (040)
- Gray Granite (042)
- Green Pasture (095)
- Sierra (094)
- Tahiti Blue (056)
- Tahiti Desert (050)
- Tahiti Evergreen (057)
- Tahiti Gray (053)
- Tahiti Ivory (059)
- Tahiti Matrix (058)
- Tahiti Rose (052)
- Tahiti Sand (051)
- Tahiti Terra (055)
- Tahiti White (011)
- Cornflower (063)
- Ironweed (061)
- Night Sky (012)
- Purple Sage (064)
- Wild Indigo (022)
- Winter Wheat (060)
- Indian Grass (071)
- Pebble (072)
- Seafoam (074)
- Glacier (121)
- Prairie (122)
- Acorn (123)
- Canyon (124)
- Cloud White (125)
- Cloud Bone (126)
- Baby's Breath (168)
- Caraway Seed (169)

MAINTENANCE AND
CLEANING INFORMATION

Abrasive cleansers are safe for Swanstone walls but are not recommended if used in conjunction with a Swanstone or Veritek shower base or bathtub which is designed with high sheen areas to prevent soap scum build-up. Prolonged scrubbing of Swanstone walls with these products could dull the surface of the Swanstone or Veritek base and promote the build-up of soap scum. **Do not** use “leave on” cleaning products such as the Automatic Shower Cleaner. Prolonged contact with harsh chemicals could have an adverse reactive over time and discolor your surfaces. **Do not** use cleaning agents that caution use on acrylic, polyester or plastics.


Manufactured from Swanstone solid surface
(see page 2 for detailed information)

Recommended for high use traffic areas and commercial surfaces

WARRANTY
Limited Lifetime – Residential
Limited 25-year – Commercial

FEATURES

- Reinforced solid surface means color and texture run all the way through and cannot wear away
- Will not mold or mildew, no grout to clean
- Ideal for remodeling, panels glue up over existing surface
- Coordinates with Swanstone Vanity Tops, Shower Floors and Decorative Panels
- Can be easily trimmed to fit any shower application
- Widest range of sizes to fit most any project
- Heat resistant—walls can handle steamer units
- Compression molding means superior durability



Double Panel Shower Walls

36" wide x 72" high (914 mm x 1829 mm)
36" wide x 96" high (914 mm x 2438 mm)
48" wide x 96" high (1219 mm x 2438 mm)

SPECIFICATIONS

Double Panel Shower Walls						
Model	Part	Dimensions	Ship Wt. Lb.	Ship UPS	Carton Dims. In.	Cu. Ft.
SS-3672-2	SS0367202	36" W x 72" H	91	–	74 x 45 x 4	7.71
SS-3696-2	SS0369602	36" W x 96" H	131	–	102 x 45 x 4	10.21
SS-4896-2	SS0489602	48" W x 96" H	193	–	102 x 56 x 4	12.70

Kit Includes: Two flat wall panels and complete installation instructions. It may be necessary to combine cartons to accommodate desired installation area. No installation materials provided. Order one SS-72 installation kit per panel, except for 48" panel, which needs two kits per panel.

Packaging: Each kit is packed in an individual carton.

ACCESSORIES

See pages 83-84 for complete listing of all wall accessories.

STANDARDS AND RATINGS

Class 1A fire rating
National Sanitation Foundation-NSF Splash Zone, -NSF Food Zone
American Society for Testing and Materials
National Electrical Manufacturers Association

For a complete list of tests and results see the Technical Data Sheet – page 131.

SUPPORT DOCUMENTS

Installation instructions available on line at www.swanstone.com



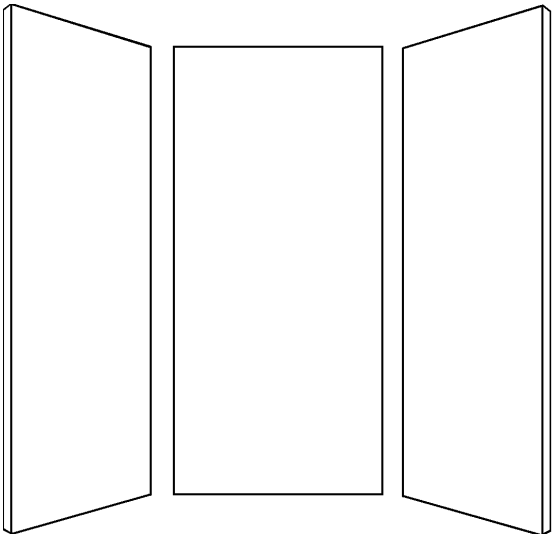
Manufactured from Swanstone solid surface
(see page 2 for detailed information)

Recommended for high use traffic areas and commercial surfaces

WARRANTY
Limited Lifetime – Residential
Limited 25-year – Commercial

FEATURES

- Reinforced solid surface means color and texture run all the way through and cannot wear away
- Will not mold or mildew, no grout to clean
- Ideal for remodeling, panels glue up over existing surface
- Coordinates with Swanstone Vanity Tops, Shower Floors and Decorative Panels
- Can be easily trimmed to fit any shower application
- Widest range of sizes to fit most any project
- Heat resistant—walls can handle steamer units
- Compression molding means superior durability



SS-3672-3
36" wide x 72" high
(914 mm x 1829 mm)

SPECIFICATIONS

SS-3672-3 Triple Panel Shower Walls						
Model	Part	Dimensions	Ship Wt. Lb.	Ship UPS	Carton Dims. In.	Cu. Ft.
SS-3672-3	SS0367203	36" W x 72" H	132	–	74 x 45 x 4	7.71

Kit Includes: Three flat wall panels and complete installation instructions. It may be necessary to combine cartons to accommodate desired installation area. No installation materials provided. Order one SS-72 installation kit per panel.

Packaging: Each kit is packed in an individual carton.

ACCESSORIES

See pages 83-84 for complete listing of all wall accessories.

STANDARDS AND RATINGS

Class 1A fire rating
National Sanitation Foundation-NSF Splash Zone, -NSF Food Zone
American Society for Testing and Materials
National Electrical Manufacturers Association

For a complete list of tests and results see the Technical Data Sheet – page 131.

SUPPORT DOCUMENTS

Installation instructions available on line at www.swanstone.com



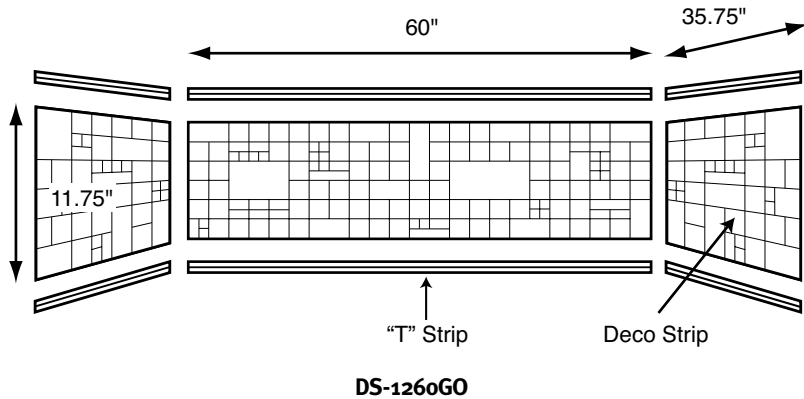
Manufactured from Swanstone solid surface
(see page 2 for detailed information)

Recommended for high use traffic areas and commercial surfaces

WARRANTY
Limited Lifetime – Residential
Limited 25-year – Commercial

FEATURES

- Accent strips inlay into Swanstone wall panels
- Extends the height of a wall panel by one foot.
- “T” strips ensure a water-tight seal.
- Fits all Swanstone tub and shower wall kits except SSWP-4872.
- Available in Geometric pattern only.
- Reinforced solid surface means color and texture run all the way through and cannot wear away
- Will not mold or mildew, no grout to clean
- Compression molding means superior durability



SPECIFICATIONS

DS-1260GO Decorative Inlay Kit

Model	Part	Dimensions	Ship Wt. Lb.	Ship UPS	Carton Dims. In.	Cu. Ft.
DS-1260GO	DS01260GO	See illustration	38	–	63 x 18.5 x 3.5	2.36

Kit Includes: One 60" decorative strip panel, two 35-3/4" decorative strip panels, six 60" T strips, installation kit and instructions.

Packaging: Each kit is packed in an individual carton.

STANDARDS AND RATINGS

Class 1A fire rating
National Sanitation Foundation-NSF Splash Zone, -NSF Food Zone
American Society for Testing and Materials
National Electrical Manufacturers Association

For a complete list of tests and results see the Technical Data Sheet – page 131.

SUPPORT DOCUMENTS

Installation instructions available on line at www.swanstone.com



COLORS

(See inside back cover for color sample.)

- White (010)
- Bone (037)
- Bisque (018)
- Almond Galaxy (046)
- Arctic Granite (035)
- Barley (091)
- Bermuda Sand (040)
- Gray Granite (042)
- Green Pasture (095)
- Sierra (094)
- Tahiti Blue (056)
- Tahiti Desert (050)
- Tahiti Evergreen (057)
- Tahiti Gray (053)
- Tahiti Ivory (059)
- Tahiti Matrix (058)
- Tahiti Rose (052)
- Tahiti Sand (051)
- Tahiti Terra (055)
- Tahiti White (011)
- Cornflower (063)
- Ironweed (061)
- Night Sky (012)
- Purple Sage (064)
- Wild Indigo (022)
- Winter Wheat (060)
- Indian Grass (071)
- Pebble (072)
- Seafoam (074)
- Glacier (121)
- Prairie (122)
- Acorn (123)
- Canyon (124)
- Cloud White (125)
- Cloud Bone (126)
- Baby's Breath (168)
- Caraway Seed (169)

MAINTENANCE AND
CLEANING INFORMATION

Abrasive cleansers are safe for Swanstone walls but are not recommended if used in conjunction with a Swanstone or Veritek shower base or bathtub which is designed with high sheen areas to prevent soap scum build-up. Prolonged scrubbing of Swanstone walls with these products could dull the surface of the Swanstone or Veritek base and promote the build-up of soap scum. **Do not** use “leave on” cleaning products such as the Automatic Shower Cleaner. Prolonged contact with harsh chemicals could have an adverse reactive over time and discolor your surfaces. **Do not** use cleaning agents that caution use on acrylic, polyester or plastics.

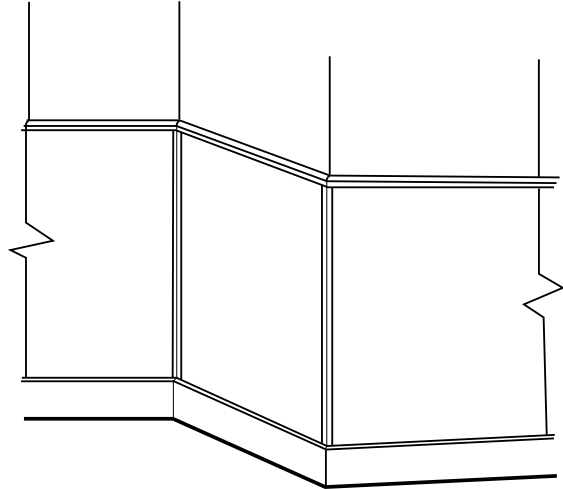
Manufactured from Swanstone solid surface
(see page 2 for detailed information)

Recommended for high use traffic areas and commercial surfaces

WARRANTY
Limited Lifetime – Residential
Limited 25-year – Commercial

FEATURES

- Swanstone protective wall coverings are perfect for commercial spaces and high-traffic, high-pressure areas like shipping rooms, hallways, and elevator interiors
- Reinforced solid surface means color and texture run all the way through and cannot wear away
- Resistant to cracks, gouges and dings
- Save time, money and hassle by eliminating wall damage caused by gurneys, mail bins and handtrucks
- Durable and easy to clean
- J-Channel or Cove Base options make installation quick and easy
- Renewable surface which can be repaired if necessary
- Compression molding means superior durability



Wainscoting Panels

SPECIFICATIONS

Swanstone Wainscoting Panels

Model	Part	Description
SS-3696-SK	SS03696SK	36" D x 96" W Skidded Panels
SS-4896-SK	SS04896SK	48" D x 96" W Skidded Panels
SS-30145-SK	SS30145SK	30" D x 145" W Skidded Panels
DWP-9636WB	DP09636WB	96" W x 36" D Wainscot Beadboard

Wainscoting Accessories

Model	Part	Description	Colors
ECPM-96	ECPM96	End Cap Molding	White (010), Bone (037), Black (085)
ICPM-96	ICPM96	Inside Corner Molding	White (010), Bone (037), Black (085)
OCPM-96	OCPM96	Outside Corner Molding	White (010), Bone (037), Black (085)

Mixed colors and models permissible on all accessories.

Swanstone Decorative Panels: See page 76 for more design options.

NOTE: Solid colors are not recommended due to the increased maintenance.

STANDARDS AND RATINGS

Class 1A fire rating
National Sanitation Foundation-NSF Splash Zone, -NSF Food Zone
American Society for Testing and Materials
National Electrical Manufacturers Association

For a complete list of tests and results see the Technical Data Sheet – page 131.

SUPPORT DOCUMENTS

Installation instructions available on line at www.swanstone.com



COLORS




























(See inside back cover for color sample.)

- White (010)
- Bone (037)
- Bisque (018)
- Almond Galaxy (046)
- Arctic Granite (035)
- Barley (091)
- Bermuda Sand (040)
- Gray Granite (042)
- Green Pasture (095)
- Sierra (094)
- Tahiti Blue (056)
- Tahiti Desert (050)
- Tahiti Evergreen (057)
- Tahiti Gray (053)
- Tahiti Ivory (059)
- Tahiti Matrix (058)
- Tahiti Rose (052)
- Tahiti Sand (051)
- Tahiti Terra (055)
- Tahiti White (011)
- Cornflower (063)
- Ironweed (061)
- Night Sky (012)
- Purple Sage (064)
- Wild Indigo (022)
- Winter Wheat (060)
- Indian Grass (071)
- Pebble (072)
- Seafoam (074)
- Glacier (121)
- Prairie (122)
- Acorn (123)
- Canyon (124)
- Cloud White (125)
- Cloud Bone (126)
- Baby's Breath (168)
- Caraway Seed (169)

MAINTENANCE AND
CLEANING INFORMATION

Clean your Swanstone wainscoting panels with powdered abrasive cleaners. Use of a Scotch-Brite pad is recommended to remove stubborn stains. Occasional use of a mild bleach and water solution ensures that the original luster is maintained. Any surface scratches can be removed with #400 grit sandpaper.

Shower Wall Selection

1	Find your shower floor size.	2	Choose your shower wall panel height.	3	Select an optional trim kit or batten strip.	4	Pick up the optional # of installation kits.		
	Choose from the list below. Then follow the chart across to find the elements that are right for your custom Swanstone shower. See below for information about Shower Kits.	Choose only wall panels directly to the right of your shower floor. 72" high wall panels or 96" high wall panels or Shower Wall Kits <i>Note: Actual shower dimensions may vary, some trimming of panels may be required.</i>	TK-6072 fits all 72" panels. TK-105 fits all 96" panels. TK-0372 batten strip fits 72" panels. Trim kits include corner moldings (Corner molding may be purchased separately.)						
	SS-3232 Single Threshold 32" D x 32" W	SS-3672-3	TK-6072	3 Kits		SS-3248 Single Threshold 32" D x 48" W	SS-4896-1 (cut to 72") and SS-3672-2	TK-6072	4 Kits
		SS-3696-1 and SS-3696-2	TK-105	3 Kits			SS-4896-1 and SS-3696-2	TK-105	4 Kits
	Shower Kit for 32" x 48" floor	72" Walls Included SK-324872	TK-6072	Included		SS-3260 Single Threshold 32" D x 60" W	SS-6072-1 and SS-3672-2	TK-6072	4 Kits
		SS-3696-2 (2 sets)	TK-105	4 Kits			Shower Kit for 32" x 60" floor	72" Walls Included SK-326072	TK-6072
	SR-3260L/R Retrofit Single Threshold 32" D x 60" W	SS-6072-1 and SS-3672-2	TK-6072	4 Kits			SS-3696-2 (2 sets)	TK-105	4 Kits
		SS-3696-2 (2 sets)	TK-105	4 Kits			Shower Kit for 32" x 60" floor	72" Walls Included SK-326072	TK-6072
	SS-3442 Single Threshold 34" D x 42" W	SS-4896-1 (cut to 72") and SS-3672-2	TK-6072	4 Kits			SS-4896-1 and SS-3696-2	TK-105	4 Kits
		SS-4896-1 and SS-3696-2	TK-105	4 Kits			Shower Kit for 34" x 48" floor	72" Walls Included SK-344872 (cut to 42")	TK-6072
	SS-3448 Single Threshold 34" D x 48" W	SS-4896-1 (cut to 72") and SS-3672-2	TK-6072	4 Kits			SS-4896-1 and SS-3696-2	TK-105	4 Kits
		SS-4896-1 and SS-3696-2	TK-105	4 Kits			Shower Kit for 34" x 48" floor	72" Walls Included SK-344872	TK-6072
	SS-3454 Single Threshold 34" D x 54" W	SS-6072-1 and SS-3672-2	TK-6072	4 Kits			SS-3696-2 (2 sets)	TK-105	4 Kits
		SS-3696-2 (2 sets)	TK-105	4 Kits			Shower Kit for 34" x 60" floor	72" Walls Included SK-346072 (cut to 54")	TK-6072
	SS-3460 Single Threshold 34" D x 60" W	SS-6072-1 and SS-3672-2	TK-6072	4 Kits			SS-3696-2 (2 sets)	TK-105	4 Kits
		SS-3696-2 (2 sets)	TK-105	4 Kits			Shower Kit for 34" x 60" floor	72" Walls Included SK-346072	TK-6072
	SS-3636 Single Threshold 36" D x 36" W	SS-3672-3	TK-6072	3 Kits			SS-3696-1 and SS-3696-2	TK-105	3 Kits
		SS-3696-1 and SS-3696-2	TK-105	3 Kits			Shower Kit for 36" x 36" floor	72" Walls Included SK-363672	TK-6072
	SS-4236 Single Threshold 42" D x 36" W	SS-3672-1 and SS-4896-2 (cut to 72")	TK-6072	4 Kits			SS-3696-1 and SS-4896-2	TK-105	4 Kits
		SS-3696-1 and SS-4896-2	TK-105	4 Kits			SS-4242 Single Threshold 42" D x 42" W	SS-4896-1 and SS-4896-2 (all cut to 72")	TK-6072
		SS-4896-1 and SS-4896-2	TK-105	5 Kits			SS-4896-1 and SS-4896-2	TK-105	5 Kits
		SS-4896-1 and SS-4896-2	TK-105	5 Kits			SS-DTF Double Threshold DTF 36" D x 36" W	SS-3672-2	TK-6072
		SS-3672-2	TK-105	2 Kits			SS-3696-2	TK-105	2 Kits
		SS-3696-2	TK-105	2 Kits			SS-36NEO Neo Angle 36" D x 36" W	SS-3672-2	TK-6072
		SS-3672-2	TK-6072 (required)	2 Kits			SS-3696-2	TK-105 (required)	2 Kits
		SS-3696-2	TK-105 (required)	2 Kits			SS-38NEO Neo Angle 38" D x 38" W	SS-3672-2	TK-6072 (required)
		SS-3696-2	TK-105 (required)	2 Kits			SS-6072-1 and SS-3672-2	TK-6072	4 Kits
		SS-6072-1 and SS-3672-2	TK-6072	4 Kits			BF-3060L/R Barrier Free 30" D x 60" W	SS-72-3	TK-6072
		SS-3696-2 (2 sets)	TK-105	4 Kits			SS-3696-2 (2 sets)	TK-105	4 Kits
		SS-3696-2 (2 sets)	TK-105	4 Kits			STS-3738 Transfer Shower 37" D x 38" W	SS-4896-1 and SS-4896-2 (all cut to 72")	TK-105 (required)
		SS-4896-1 and SS-3696-2	TK-105 (required)	4 Kits			SS-4896-1 and SS-3696-2	TK-105 (required)	4 Kits

See pages 62-66 for complete shower kit information.

72" High Wall Panel Dimensions



1 panel dimensions
SS-3672-1 36" x 72", SS-6072-1 60" x 72"
2 panel dimensions
SS-3672-2 36" x 72"
3 panel dimensions
SS-3672-3 36" x 72"

96" High Wall Panel Dimensions

1 panel dimensions 2 panel dimensions
SS-3696-1 36" x 96", SS-3696-2 36" x 96",
SS-4896-1 48" x 96" SS-4896-2 48" x 96"

5 Finish your custom Shower by selecting from the soap dishes on the next page.

Bathtub Wall Selection

1	Find your bathtub size.	2	Choose your tub wall panel height.	3	Select an optional trim kit.	4	Pick up the optional # of installation kits.
	Choose from the list below. Then follow the chart across to find the elements that are right for your custom Swanstone bath.	Choose only wall panels directly to the right of your bathtub size. 60" high wall panels or 72" high wall panels		TK-6072 fits all 60" and 72" kits. Trim kits include corner molding.	One SS-29 installation kit includes four tubes of clear silicone and one tube of color-coordinated silicone to mount wall panels.		
	32" D x 60" W Bathtub	SS-60-3* (60" high)	TK-6072	1 Kit			
		SS-60-5* (60" high)	TK-6072	Kit included			
		SSIT-60-3 (60" high)	Integral trim	1 Kit			
		SS-72-3* (72" high)	NA	1 Kit			
	48" D x 72" W Bathtub	SSIT-60-3 (60" high)	NA	1 Kit			
		SSWP-4872 (60" high)	1 each: TK-6072 and TK-105TP	1 Kit			

*These units will fit a 32" bathtub when accompanied by a TK-6072 Trim kit.

5 Finish your custom Bath by selecting from the soap dishes below.

Soap Dish Selection




AS-1075 Recessed Accessory Shelf
Can be installed vertically or horizontally.




ES-2 Economy Soap Dish
Kit includes two soap dishes. Installs in corners only.



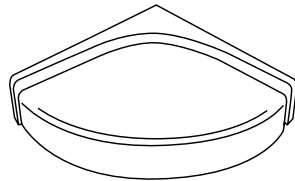
SS-7211 Corner Mount Soap Dish



DSP-2 Soap Dish Panel
Panel includes two molded-in soap and bottle shelves. (Fits 60" high tub wall panels only.)



RS-2215 Recessed Shampoo Shelf
Accommodates large shampoo bottles and fits between well studding.



CS-1616 Corner Shower Seat
300lb. capacity when properly installed.

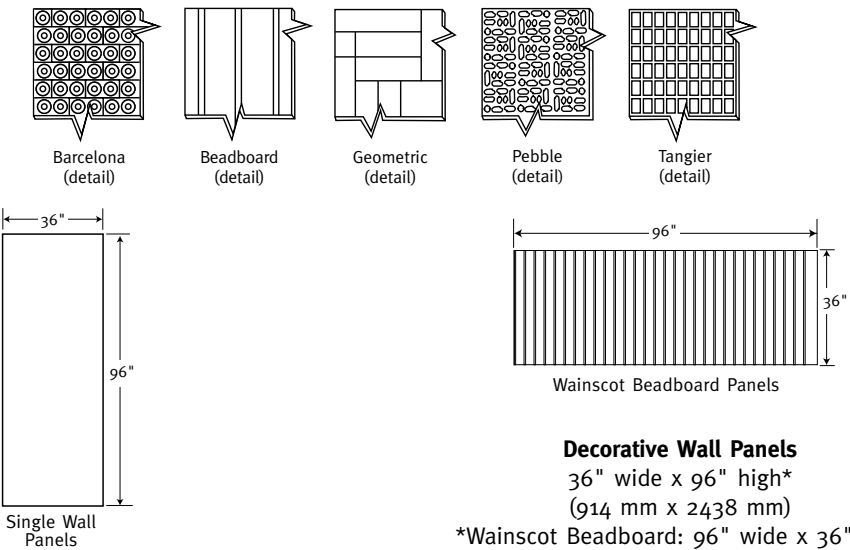
Manufactured from Swanstone solid surface
(see page 2 for detailed information)

Recommended for high use traffic areas and commercial surfaces

WARRANTY
Limited Lifetime – Residential
Limited 25-year – Commercial

FEATURES

- Three dimensional textures and patterns
- Five decorative wall panel patterns from which to choose
- Use one or more panels to add drama or a subtle touch to your bath suite
- Reinforced solid surface means color and texture run all the way through and cannot wear away
- Will not mold or mildew, no grout to clean
- Ideal for remodeling, panels glue up over existing surface
- Trim panels for a variety of design options
- Also makes beautiful wainscoting or kitchen backsplash



SPECIFICATIONS

Swanstone Decorative Wall Panels

Model	Part	Description	Ship Wt. Lb.	Ship UPS	Carton Dims. In.	Cu. Ft.
Single Wall Panels All panels are 36" wide x 96" high* (914 mm x 2438 mm)						
DWP-3696BA-1	DP03696BA01	Barcelona	78	–	98 x 38 x 4	8.62
DWP-3696BB-1	DP03696BB01	Beadboard	78	–	98 x 38 x 4	8.62
DWP-3696GO-1	DP03696GO01	Geometric	78	–	98 x 38 x 4	8.62
DWP-3696PB-1	DP03696PB01	Pebble	78	–	98 x 38 x 4	8.62
DWP-3696TN-1	DP03696TN01	Tangier	78	–	98 x 38 x 4	8.62
DWP-9636WB-1	DP09636WB01	Wainscot Beadboard*	78	–	98 x 38 x 4	8.62

Kit Includes: One flat wall panel and complete installation instructions. It may be necessary to combine cartons to accommodate desired installation area. No installation materials provided. Packaging: Each kit is packed in an individual carton.

ACCESSORIES

See pages 83-84 for complete listing of all wall accessories.

STANDARDS AND RATINGS

Class 1A fire rating
National Sanitation Foundation-NSF Splash Zone, -NSF Food Zone
American Society for Testing and Materials
National Electrical Manufacturers Association

For a complete list of tests and results see the Technical Data Sheet – page 131.

SUPPORT DOCUMENTS

Installation instructions available on line at www.swanstone.com



Decorative Wall Panel Selection

1	Find your shower floor size.	2	Choose your shower wall panel.	3	Select an optional trim kit or batten strip.	4	Pick up the optional # of installation kits.
	Choose from the list below. Then follow the chart across to find the elements that are right for your custom Swanstone Decorative Wall shower. See pages 74-78 for information about shower kits.	Choose only wall panels directly to the right of your shower floor.	96" high wall panels Decorative Wall Panel Kits	TK-6072 fits all 72" panels TK-105 fits all 96" panels TK-0372 batten strip fits 72" panels Trim kits include corner moldings. (Corner molding may be purchased separately.)	NOTE: Trim kit surface is smooth – NO texture.		
SS-3232 Single Threshold	32" D x 32" W	DWP-3696(*)-1 (3 each)	TK-105	3 Kits			
SS-3248 Single Threshold	32" D x 48" W	DWP-3696(*)-1 (4 each)	TK-105	4 Kits			
Shower Kit for 32" x 48" floor		72" Walls Included DK-324872(*)	TK-6072	included			
SS-3260 Single Threshold	32" D x 60" W	DWP-3696(*)-1 (4 each)	TK-105	4 Kits			
Shower Kit for 32" x 60" floor		72" Walls Included DK-326072(*)	TK-6072	included			
SR-3260L/R Retrofit Single Threshold	32" D x 60" W	DWP-3696(*)-1 (4 each)	TK-105	4 Kits			
Shower Kit for 32" x 60" floor		72" Walls Included DK-326072(*)	TK-6072	included			
SS-3442 Single Threshold	34" D x 42" W	DWP-3696(*)-1 (4 each)	TK-105	4 Kits			
Shower Kit for 34" x 48" floor		72" Walls Included DK-344872(*) cut to 42"	TK-6072	included			
SS-3448 Single Threshold	34" D x 48" W	DWP-3696(*)-1 (4 each)	TK-105	4 Kits			
Shower Kit for 34" x 48" floor		72" Walls Included DK-344872(*)	TK-6072	included			
SS-3454 Single Threshold	34" D x 54" W	DWP-3696(*)-1 (4 each)	TK-105	4 Kits			
Shower Kit for 34" x 60" floor		72" Walls Included DK-346072(*) cut to 54"	TK-6072	included			
SS-3460 Single Threshold	34" D x 60" W	DWP-3696(*)-1 (4 each)	TK-105	4 Kits			
Shower Kit for 34" x 60" floor		72" Walls Included DK-346072(*)	TK-6072	included			
SS-3636 Single Threshold	36" D x 36" W	DWP-3696(*)-1 (3 each)	TK-105	3 Kits			
Shower Kit for 36" x 36" floor		72" Walls Included DK-363672(*)	TK-6072	included			
SS-DTF Double Threshold DTF	36" D x 36" W	DWP-3696(*)-1 (2 each)	TK-105	2 Kits			
SS-36NEO Neo Angle	36" D x 36" W	DWP-3696(*)-1 (2 each)	TK-105	2 Kits			
SS-38NEO Neo Angle	38" D x 38" W	DWP-3696(*)-1 (2 each)	TK-105 (required)	2 Kits			
BF-3060L/R Barrier Free	30" D x 60" W	DWP-3696(*)-1 (4 each)	TK-105	4 Kits			
Shower Kit for 30" x 60" floor		72" Walls Included DK-326072(*)	TK-6072	included			

5 Finish your Decorative Wall Panel shower by selecting from the soap dishes on page 82.

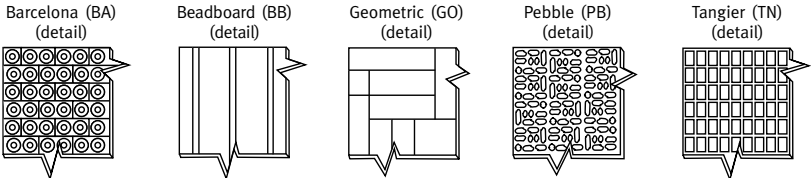
* Ordering Individual Wall Panels

When selecting the desired Decorative Wall Panel design, the panel design code must be included. The Wall Panel design codes are listed below. These two letters must be added to the model number. For example, if you choose the "Pebble" design style for the SS-3232 shower floor, the recommended panel selections are listed above as DWP-3696(x)-1. For the "Pebble" design style you would order DWP-3696PB-1.

* Ordering Decorative Wall Panel Kits

When selecting the desired Decorative Wall Panel Kit design, the panel design code must be included. The Wall Panel design codes are listed below. These two letters must be added to the model number. For example, if you choose the "Pebble" design style for the SS-3248, the recommended panel kit is listed above as DK-344872(x). For the "Pebble" style you would order DK-344872PB.

Wall Panel Design Codes





DK-363672 Decorative Panel Shower Wall Kit

SHOWER WALL KITS

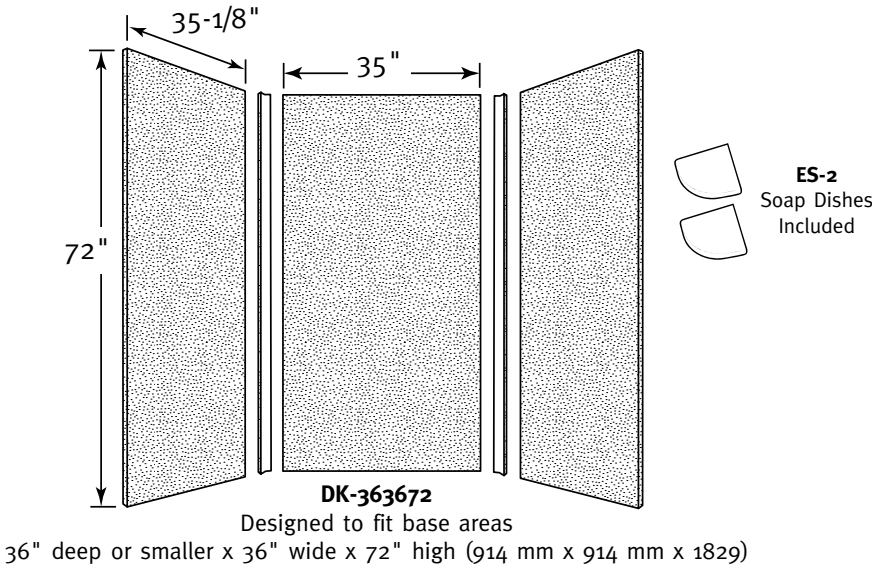
Manufactured from Swanstone solid surface
(see page 2 for detailed information)

Recommended for high use traffic areas and commercial surfaces

WARRANTY
Limited Lifetime – Residential
Limited 25-year – Commercial

FEATURES

- 3-D textured panel patterns made from 100% Swanstone solid surface
- Swanstone solid surface means color and texture run all the way through and cannot wear away
- Panels clean easily using household cleaners, and the solid surface resists the growth of mold and mildew
- Heat resistant walls can handle steamer units
- Color coordinates to match Swanstone shower floors and vanity tops
- Ideal for remodeling, panels glue up over existing surface

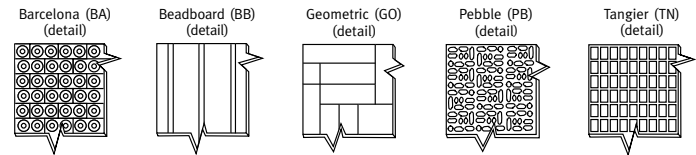


SPECIFICATIONS

DK-363672 Swanstone Decorative Panel Shower Wall Kit

Model	Part	Base Area Designed To Fit	Ship Wt. Lb.	Ship UPS	Carton Dims. In.	Cu. Ft.
DK-363672*	DK363672*	36" D x 36" W x 72" H (914 mm or smaller x 914 mm x 1829 mm)	110	–	75 x 39 x 5	8.40

Kit Includes: Two side panels, one back panel, two corner molding strips, two corner soap dishes, installation materials and complete installation instructions.
Packaging: Each kit is packed in an individual carton.



*NOTE: Add the appropriate code letters (BA, BB, GO, PB or TN) at the end of the model and part numbers to indicate the pattern of your choice.

ACCESSORIES

See pages 83-84 for complete listing of all wall accessories.

STANDARDS AND RATINGS

Class 1A fire rating
American Society for Testing and Materials
National Electrical Manufacturers Association
National Sanitation Foundation-NSF Splash Zone, -NSF Food Zone

For a complete list of tests and results see the Technical Data Sheet – page 131.

SUPPORT DOCUMENTS

Installation instructions available on line at www.swanstone.com



COLORS

(See inside back cover for color sample.)

- White (010)
- Bone (037)
- Bisque (018)
- Almond Galaxy (046)
- Arctic Granite (035)
- Barley (091)
- Bermuda Sand (040)
- Gray Granite (042)
- Green Pasture (095)
- Sierra (094)
- Tahiti Blue (056)
- Tahiti Desert (050)
- Tahiti Evergreen (057)
- Tahiti Gray (053)
- Tahiti Ivory (059)
- Tahiti Matrix (058)
- Tahiti Rose (052)
- Tahiti Sand (051)
- Tahiti Terra (055)
- Tahiti White (011)
- Cornflower (063)
- Ironweed (061)
- Night Sky (012)
- Purple Sage (064)
- Wild Indigo (022)
- Winter Wheat (060)
- Indian Grass (071)
- Pebble (072)
- Seafoam (074)
- Glacier (121)
- Prairie (122)
- Acorn (123)
- Canyon (124)
- Cloud White (125)
- Cloud Bone (126)
- Baby's Breath (168)
- Caraway Seed (169)

MAINTENANCE AND
CLEANING INFORMATION

Abrasive cleansers are safe for Swanstone walls but are not recommended if used in conjunction with a Swanstone or Veritek shower base or bathtub which is designed with high sheen areas to prevent soap scum build-up. Prolonged scrubbing of Swanstone walls with these products could dull the surface of the Swanstone or Veritek base and promote the build-up of soap scum. **Do not** use “leave on” cleaning products such as the Automatic Shower Cleaner. Prolonged contact with harsh chemicals could have an adverse reactive over time and discolor your surfaces. **Do not** use cleaning agents that caution use on acrylic, polyester or plastics.



DK-324872 Decorative Panel Shower Wall Kit

SHOWER WALL KITS

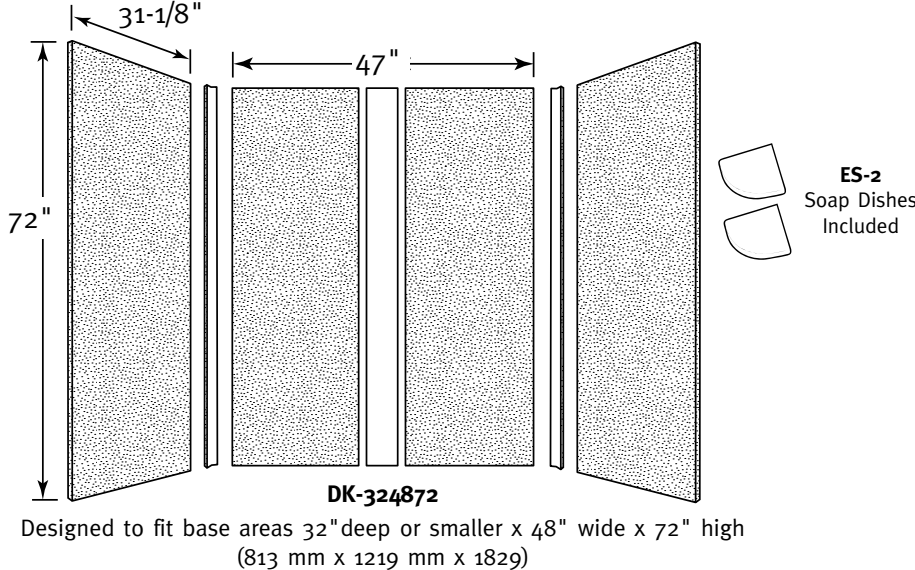
Manufactured from Swanstone solid surface
(see page 2 for detailed information)

Recommended for high use traffic areas and commercial surfaces

WARRANTY
Limited Lifetime – Residential
Limited 25-year – Commercial

FEATURES

- 3-D textured panel patterns made from 100% Swanstone solid surface
- Swanstone solid surface means color and texture run all the way through and cannot wear away
- Panels clean easily using household cleaners, and the solid surface resists the growth of mold and mildew
- Heat resistant walls can handle steamer units
- Color coordinates to match Swanstone shower floors and vanity tops
- Ideal for remodeling, panels glue up over existing surface



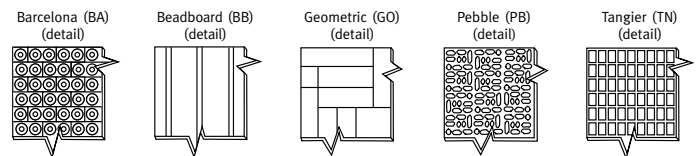
SPECIFICATIONS

DK-324872 Swanstone Decorative Panel Shower Wall Kit

Model	Part	Base Area Designed To Fit	Ship Wt. Lb.	Ship UPS	Carton Dims. In.	Cu. Ft.
DK-324872*	DK324872*	32" D x 48" W x 72" H (813 mm or smaller x 1219 mm x 1829 mm)	140	–	51 x 37 x 5	5.46

Kit Includes: Two side panels, two back panels, two corner molding strips, one batten strip, two corner soap dishes, installation materials and complete installation instructions.

Packaging: Each kit is packed in an individual carton.



*NOTE: Add the appropriate code letters (BA, BB, GO, PB or TN) at the end of the model and part numbers to indicate the pattern of your choice.

ACCESSORIES

See pages 83-84 for complete listing of all wall accessories.

STANDARDS AND RATINGS

Class 1A fire rating
American Society for Testing and Materials
National Electrical Manufacturers Association
National Sanitation Foundation-NSF Splash Zone, -NSF Food Zone

For a complete list of tests and results see the Technical Data Sheet – page 131.

SUPPORT DOCUMENTS

Installation instructions available on line at www.swanstone.com



COLORS

(See inside back cover for color sample.)

- White (010)
- Bone (037)
- Bisque (018)
- Almond Galaxy (046)
- Arctic Granite (035)
- Barley (091)
- Bermuda Sand (040)
- Gray Granite (042)
- Green Pasture (095)
- Sierra (094)
- Tahiti Blue (056)
- Tahiti Desert (050)
- Tahiti Evergreen (057)
- Tahiti Gray (053)
- Tahiti Ivory (059)
- Tahiti Matrix (058)
- Tahiti Rose (052)
- Tahiti Sand (051)
- Tahiti Terra (055)
- Tahiti White (011)
- Cornflower (063)
- Ironweed (061)
- Night Sky (012)
- Purple Sage (064)
- Wild Indigo (022)
- Winter Wheat (060)
- Indian Grass (071)
- Pebble (072)
- Seafoam (074)
- Glacier (121)
- Prairie (122)
- Acorn (123)
- Canyon (124)
- Cloud White (125)
- Cloud Bone (126)
- Baby's Breath (168)
- Caraway Seed (169)

MAINTENANCE AND
CLEANING INFORMATION

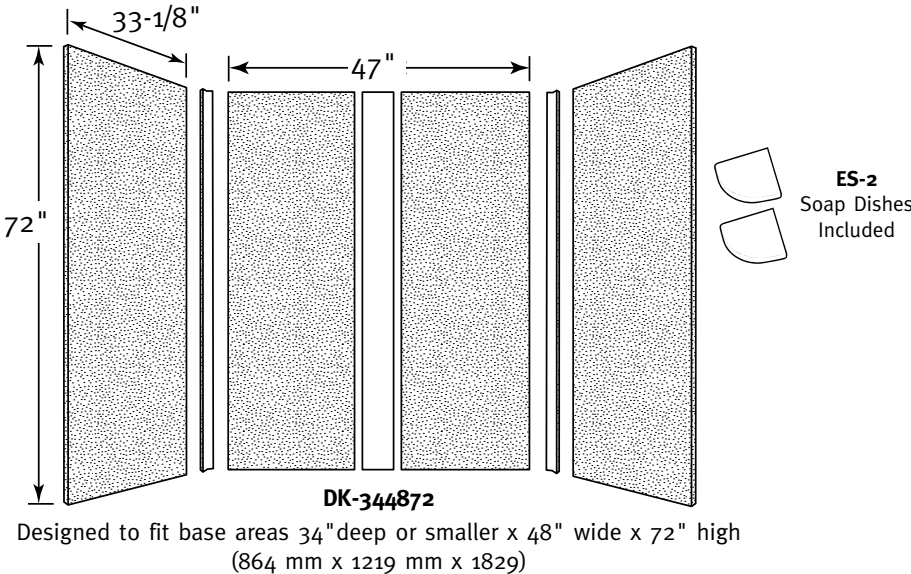
Abrasive cleansers are safe for Swanstone walls but are not recommended if used in conjunction with a Swanstone or Veritek shower base or bathtub which is designed with high sheen areas to prevent soap scum build-up. Prolonged scrubbing of Swanstone walls with these products could dull the surface of the Swanstone or Veritek base and promote the build-up of soap scum. **Do not** use “leave on” cleaning products such as the Automatic Shower Cleaner. Prolonged contact with harsh chemicals could have an adverse reactive over time and discolor your surfaces. **Do not** use cleaning agents that caution use on acrylic, polyester or plastics.

FEATURES

- 3-D textured panel patterns made from 100% Swanstone solid surface
- Swanstone solid surface means color and texture run all the way through and cannot wear away
- Panels clean easily using household cleaners, and the solid surface resists the growth of mold and mildew
- Heat resistant walls can handle steamer units
- Color coordinates to match Swanstone shower floors and vanity tops
- Ideal for remodeling, panels glue up over existing surface

Manufactured from Swanstone solid surface
(see page 2 for detailed information)

Recommended for high use traffic areas and commercial surfaces



WARRANTY
Limited Lifetime – Residential
Limited 25-year – Commercial

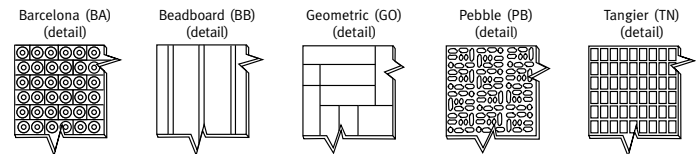
SPECIFICATIONS

DK-344872 Swanstone Decorative Panel Shower Wall Kit

Model	Part	Base Area Designed To Fit	Ship Wt. Lb.	Ship UPS	Carton Dims. In.	Cu. Ft.
DK-344872*	DK344872*	34" D x 48" W x 72" H (864 mm or smaller x 1219 mm x 1829 mm)	140	–	55 x 74 x 5	5.46

Kit Includes: Two side panels, two back panels, two corner molding strips, one batten strip, two corner soap dishes, installation materials and complete installation instructions.

Packaging: Each kit is packed in an individual carton.



*NOTE: Add the appropriate code letters (BA, BB, GO, PB or TN) at the end of the model and part numbers to indicate the pattern of your choice.

ACCESSORIES

See pages 83-84 for complete listing of all wall accessories.

STANDARDS AND RATINGS

Class 1A fire rating
American Society for Testing and Materials
National Electrical Manufacturers Association
National Sanitation Foundation-NSF Splash Zone, -NSF Food Zone

For a complete list of tests and results see the Technical Data Sheet – page 131.

SUPPORT DOCUMENTS

Installation instructions available on line at www.swanstone.com



COLORS

(See inside back cover for color sample.)

- White (010)
- Bone (037)
- Bisque (018)
- Almond Galaxy (046)
- Arctic Granite (035)
- Barley (091)
- Bermuda Sand (040)
- Gray Granite (042)
- Green Pasture (095)
- Sierra (094)
- Tahiti Blue (056)
- Tahiti Desert (050)
- Tahiti Evergreen (057)
- Tahiti Gray (053)
- Tahiti Ivory (059)
- Tahiti Matrix (058)
- Tahiti Rose (052)
- Tahiti Sand (051)
- Tahiti Terra (055)
- Tahiti White (011)
- Cornflower (063)
- Ironweed (061)
- Night Sky (012)
- Purple Sage (064)
- Wild Indigo (022)
- Winter Wheat (060)
- Indian Grass (071)
- Pebble (072)
- Seafoam (074)
- Glacier (121)
- Prairie (122)
- Acorn (123)
- Canyon (124)
- Cloud White (125)
- Cloud Bone (126)
- Baby's Breath (168)
- Caraway Seed (169)

MAINTENANCE AND
CLEANING INFORMATION

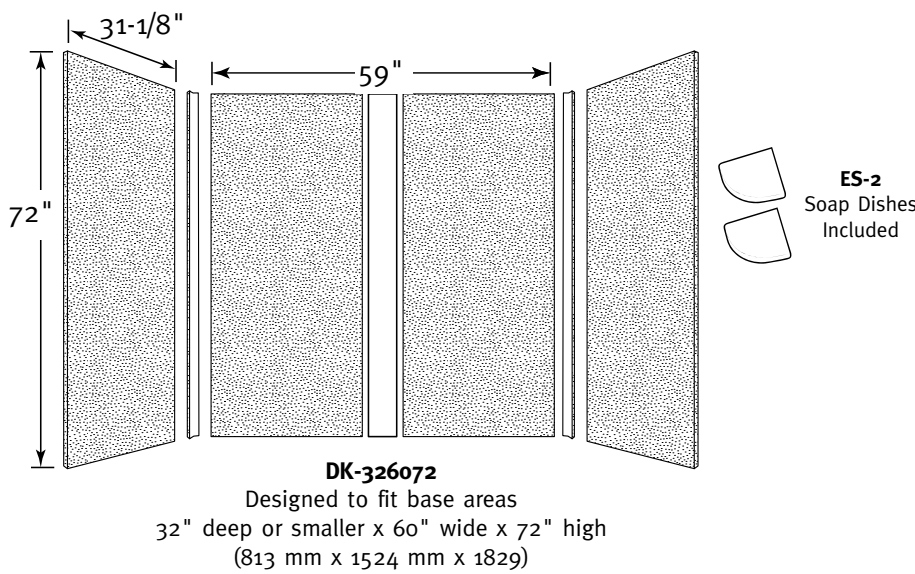
Abrasive cleansers are safe for Swanstone walls but are not recommended if used in conjunction with a Swanstone or Veritek shower base or bathtub which is designed with high sheen areas to prevent soap scum build-up. Prolonged scrubbing of Swanstone walls with these products could dull the surface of the Swanstone or Veritek base and promote the build-up of soap scum. **Do not** use “leave on” cleaning products such as the Automatic Shower Cleaner. Prolonged contact with harsh chemicals could have an adverse reactive over time and discolor your surfaces. **Do not** use cleaning agents that caution use on acrylic, polyester or plastics.

FEATURES

- 3-D textured panel patterns made from 100% Swanstone solid surface
- Swanstone solid surface means color and texture run all the way through and cannot wear away
- Panels clean easily using household cleaners, and the solid surface resists the growth of mold and mildew
- Heat resistant walls can handle steamer units
- Color coordinates to match Swanstone shower floors and vanity tops
- Ideal for remodeling, panels glue up over existing surface

Manufactured from Swanstone solid surface
(see page 2 for detailed information)

Recommended for high use traffic areas and commercial surfaces



WARRANTY
Limited Lifetime – Residential
Limited 25-year – Commercial

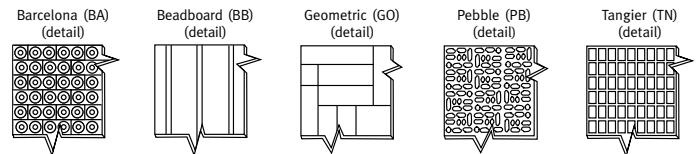
SPECIFICATIONS

DK-326072 Swanstone Decorative Panel Shower Wall Kit

Model	Part	Base Area Designed To Fit	Ship Wt. Lb.	Ship UPS	Carton Dims. In.	Cu. Ft.
DK-326072*	DK326072*	32" D x 60" W x 72" H (813 mm or smaller x 1524 mm x 1829 mm)	160	–	78 x 66 x 5	11.92

Kit Includes: Two side panels, two back panels, two corner molding strips, one batten strip, two corner soap dishes, installation materials and complete installation instructions.

Packaging: Each kit is packed in an individual carton.



*NOTE: Add the appropriate code letters (BA, BB, GO, PB or TN) at the end of the model and part numbers to indicate the pattern of your choice.

ACCESSORIES

See pages 83-84 for complete listing of all wall accessories.

STANDARDS AND RATINGS

Class 1A fire rating
American Society for Testing and Materials
National Electrical Manufacturers Association
National Sanitation Foundation-NSF Splash Zone, -NSF Food Zone

For a complete list of tests and results see the Technical Data Sheet – page 131.

SUPPORT DOCUMENTS

Installation instructions available on line at www.swanstone.com



COLORS

(See inside back cover for color sample.)

- White (010)
- Bone (037)
- Bisque (018)
- Almond Galaxy (046)
- Arctic Granite (035)
- Barley (091)
- Bermuda Sand (040)
- Gray Granite (042)
- Green Pasture (095)
- Sierra (094)
- Tahiti Blue (056)
- Tahiti Desert (050)
- Tahiti Evergreen (057)
- Tahiti Gray (053)
- Tahiti Ivory (059)
- Tahiti Matrix (058)
- Tahiti Rose (052)
- Tahiti Sand (051)
- Tahiti Terra (055)
- Tahiti White (011)
- Cornflower (063)
- Ironweed (061)
- Night Sky (012)
- Purple Sage (064)
- Wild Indigo (022)
- Winter Wheat (060)
- Indian Grass (071)
- Pebble (072)
- Seafoam (074)
- Glacier (121)
- Prairie (122)
- Acorn (123)
- Canyon (124)
- Cloud White (125)
- Cloud Bone (126)
- Baby's Breath (168)
- Caraway Seed (169)

MAINTENANCE AND
CLEANING INFORMATION

Abrasive cleansers are safe for Swanstone walls but are not recommended if used in conjunction with a Swanstone or Veritek shower base or bathtub which is designed with high sheen areas to prevent soap scum build-up. Prolonged scrubbing of Swanstone walls with these products could dull the surface of the Swanstone or Veritek base and promote the build-up of soap scum. **Do not** use “leave on” cleaning products such as the Automatic Shower Cleaner. Prolonged contact with harsh chemicals could have an adverse reactive over time and discolor your surfaces. **Do not** use cleaning agents that caution use on acrylic, polyester or plastics.

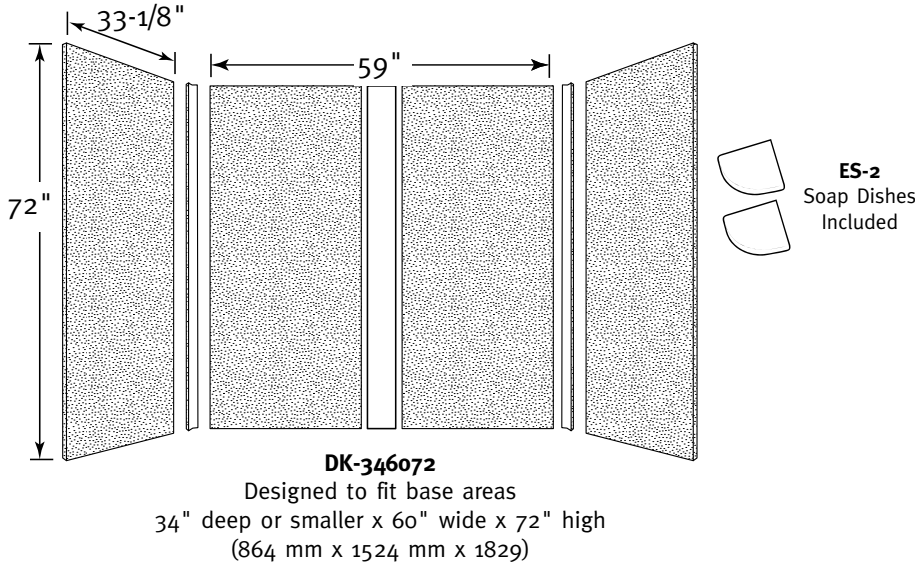
WARRANTY
Limited Lifetime – Residential
Limited 25-year – Commercial

Manufactured from Swanstone solid surface
(see page 2 for detailed information)

Recommended for high use traffic areas and commercial surfaces

FEATURES

- 3-D textured panel patterns made from 100% Swanstone solid surface
- Swanstone solid surface means color and texture run all the way through and cannot wear away
- Panels clean easily using household cleaners, and the solid surface resists the growth of mold and mildew
- Heat resistant walls can handle steamer units
- Color coordinates to match Swanstone shower floors and vanity tops
- Ideal for remodeling, panels glue up over existing surface



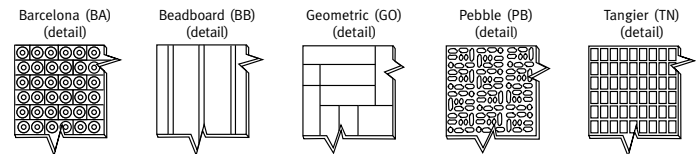
SPECIFICATIONS

DK-346072 Swanstone Decorative Panel Shower Wall Kit

Model	Part	Base Area Designed To Fit	Ship Wt. Lb.	Ship UPS	Carton Dims. In.	Cu. Ft.
DK-346072*	DK346072*	34" D x 60" W x 72" H (864 mm or smaller x 1524 mm x 1829 mm)	160	–	74 x 67 x 5	8.61

Kit Includes: Two side panels, two back panels, two corner molding strips, one batten strip, two corner soap dishes, installation materials and complete installation instructions.

Packaging: Each kit is packed in an individual carton.



*NOTE: Add the appropriate code letters (BA, BB, GO, PB or TN) at the end of the model and part numbers to indicate the pattern of your choice.

ACCESSORIES

See pages 83-84 for complete listing of all wall accessories.

STANDARDS AND RATINGS

Class 1A fire rating
American Society for Testing and Materials
National Electrical Manufacturers Association
National Sanitation Foundation-NSF Splash Zone, -NSF Food Zone

For a complete list of tests and results see the Technical Data Sheet – page 131.

SUPPORT DOCUMENTS

Installation instructions available on line at www.swanstone.com

MADE IN USA.

COLORS

(See inside back cover for color sample.)

- White (010)
- Bone (037)
- Bisque (018)
- Almond Galaxy (046)
- Arctic Granite (035)
- Barley (091)
- Bermuda Sand (040)
- Gray Granite (042)
- Green Pasture (095)
- Sierra (094)
- Tahiti Blue (056)
- Tahiti Desert (050)
- Tahiti Evergreen (057)
- Tahiti Gray (053)
- Tahiti Ivory (059)
- Tahiti Matrix (058)
- Tahiti Rose (052)
- Tahiti Sand (051)
- Tahiti Terra (055)
- Tahiti White (011)
- Cornflower (063)
- Ironweed (061)
- Night Sky (012)
- Purple Sage (064)
- Wild Indigo (022)
- Winter Wheat (060)
- Indian Grass (071)
- Pebble (072)
- Seafoam (074)
- Glacier (121)
- Prairie (122)
- Acorn (123)
- Canyon (124)
- Cloud White (125)
- Cloud Bone (126)
- Baby's Breath (168)
- Caraway Seed (169)

MAINTENANCE AND
CLEANING INFORMATION

Abrasive cleansers are safe for Swanstone walls but are not recommended if used in conjunction with a Swanstone or Veritek shower base or bathtub which is designed with high sheen areas to prevent soap scum build-up. Prolonged scrubbing of Swanstone walls with these products could dull the surface of the Swanstone or Veritek base and promote the build-up of soap scum. **Do not** use “leave on” cleaning products such as the Automatic Shower Cleaner. Prolonged contact with harsh chemicals could have an adverse reactive over time and discolor your surfaces. **Do not** use cleaning agents that caution use on acrylic, polyester or plastics.

WARRANTY
Limited Lifetime – Residential
Limited 25-year – Commercial

Accessories Chart

WALL ACCESSORIES

SSWTK-1 Swanstone Window Trim Kit

Model	Part	Dimensions	Ship Wt. Lb.	Ship UPS	Carton Dims. In.	Cu. Ft.
SSWTK-1 (single)	TK03610	–	30	UPS	37 x 12 x 4	1.03

Designed for window sill applications up to 36" wide and 10" deep.

Kit Includes: One horizontal Swanstone sill panel, two vertical Swanstone jamb panels, installation materials and complete installation instructions.

Packaging: Packed in individual cartons, both singly* and with a master carton (6 pack).

SS-29 and SS-72 Installation Kits

Model	Part	Dimensions	Ship Wt. Lb.	Ship UPS	Carton Dims. In.	Cu. Ft.
SS-29*	SS29000	–	6	UPS	12 x 7 x 7	.34
SS-72**	SS72000	–	2	UPS	14 x 7 x 4	.23

*Kit Includes: Four tubes of clear silicone and one tube of color-coordinated silicone to mount wall panels.

One kit per tub wall panel system. Packed in individual cartons.

**Kit Includes: One tube of clear silicone and one tube of color-coordinated silicone to attach single panel to any properly prepared surface. For multiple panel applications, more than one kit will be required. One kit per panel. Packed in individual cartons.

AS-1075 Recessed Accessory Shelf

Model	Part	Dimensions	Ship Wt. Lb.	Ship UPS	Carton Dims. In.	Cu. Ft.
AS-1075	AS01075	10-1/4" H x 7-1/2" W x 4-1/8" D	5	UPS	14 x 10 x 6	.49

Kit Includes: One recessed shelf and one tube clear of adhesive. Installs vertically or horizontally between studs. Packed in individual cartons.

SS-7211 Corner Soap Dish

Model	Part	Dimensions	Ship Wt. Lb.	Ship UPS	Carton Dims. In.	Cu. Ft.
SS-7211	SS07211	11" H x 5-3/4" D	5	UPS	14 x 11 x 7	.62

Kit Includes: One molded soap dish, one tube of clear adhesive and one tube of color matched caulk. Installs in corner only. Packed in individual cartons.

ES-2 Corner Soap Dish

Model	Part	Dimensions	Ship Wt. Lb.	Ship UPS	Carton Dims. In.	Cu. Ft.
ES-2	ES20000	–	2	UPS	13 x 7 x 4	.21

Kit Includes: Two soap dishes plus one tube of silicone adhesive. Installs in corner only. Packed in individual cartons. See corner molding, page 84.

RS-2215 Recessed Shampoo Shelf

Model	Part	Dimensions	Ship Wt. Lb.	Ship UPS	Carton Dims. In.	Cu. Ft.
RS-2215	RS02215	22" H x 15" W x 4-5/16" D	12	UPS	27 x 20 x 7	2.19

Kit Includes: One recessed shampoo shelf and one tube of adhesive. Installs vertically between studs. Packed in individual cartons.

CS-1616 Corner Shower Seat

Model	Part	Dimensions	Ship Wt. Lb.	Ship UPS	Carton Dims. In.	Cu. Ft.
CS-1616	CS01616	16-5/16" L x 16-5/16" W x 4" H	20	UPS	22 x 22 x 5	1.40

Kit Includes: One Swanstone shower seat, one stainless steel mounting bracket, six lag bolts and washers, and one tube of adhesive. Packed in individual cartons.

See back cover for complete listing of colors available for each accessory.

MADE IN USA.

WALL ACCESSORIES

DSP-2 Tub Wall Soap Dish Panel

Model	Part	Dimensions	Ship Wt. Lb.	Ship UPS	Carton Dims. In.	Cu. Ft.
DSP-2	SS60000SD	6-1/2" W x 60" H	9	UPS	61 x 8 x 5	1.42
Kit Includes: One 6-1/2" x 60" panel with two molded-in soap and bottle shelves, and complete installation instructions.						

Swanstone Wall Panel Trim Kits

Model	Part	Dimensions	Ship Wt. Lb.	Ship UPS	Carton Dims. In.	Cu. Ft.
TK-6072	TK06072	–	23	UPS	76 x 10 x 3	1.32
TK-105	TK00105	–	32	–	107 x 10 x 3	1.86

TK-6072 accommodates Swanstone 60" or 72" high bathtub and shower wall panel systems.
Kit Includes: Four 3-7/8" x 74" trim strips, two 1-1/4" x 1/2" x 72" corner moldings, one tube of adhesive, one tube of caulk and complete installation instructions.
TK-105 accommodates Swanstone 96" high shower wall panel system.
Kit Includes: Two 3-7/8" x 105" trim strips, two 3-7/8" x 74" trim strips, two 1-1/4" x 1/2" x 96" corner moldings, one tube of adhesive, one tube of caulk and complete installation instructions.

Swanstone Corner Moldings (set of 2)

Model	Part	Dimensions	Ship Wt. Lb.	Ship UPS	Carton Dims. In.	Cu. Ft.
CM-2072	CM00072	1/2" D x 1-1/4" W x 72" H	4	UPS	73 x 2 x 2	.17
CM-2096	CM00096	1/2" D x 1-1/4" W x 96" H	6	UPS	97 x 2 x 2	.22

TK-0372 Batten Strip

Model	Part	Dimensions	Ship Wt. Lb.	Ship UPS	Carton Dims. In.	Cu. Ft.
TK-0372	TK00372	1/4" D x 3-3/4" W x 72" H	5	UPS	73 x 4 x 1	.17

Kit Includes: One 3-3/4" x 72" flat batten strip

Shower Doors

Model	Part	Ship Wt. Lb.	Ship UPS	Carton Dims. In.	Cu. Ft.
SD-38NEO (Obscure Glass)	SD00038OG	79	–	73 x 29 x 8	9.8
SD-38NEO-C (Clear Glass)	SD00038CG	79	–	73 x 29 x 8	9.8
Designed to fit RO/RI/SS 38NEO Floors					
SD-36NEO (Obscure Glass)	SD00036OG	75	–	73 x 29 x 8	9.8
SD-36NEO-C (Clear Glass)	SD00036CG	75	–	73 x 29 x 8	9.8
Designed to fit RO/RI/SS 36NEO Floors					
SD-A38NEO (Obscure Glass)	SD0038AOG	80	–	73 x 39 x 8	13.18
SD-A38NEO-C (Clear Glass)	SD0038ACG	80	–	73 x 39 x 8	13.18
Designed to fit SA-38NEO Alcove Walls					
SD-DTF (Obscure Glass)	SD03636OG	85	–	73 x 36 x 6	9.13
SD-DTF-C (Clear Glass)	SD03636CG	85	–	73 x 36 x 6	9.13
Designed to fit RO/RI/SS - 36DTF Floors					

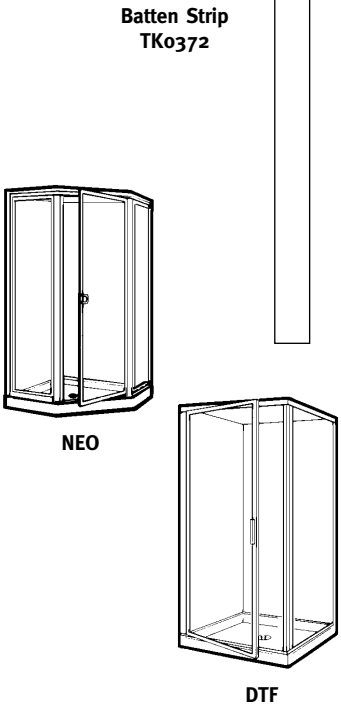
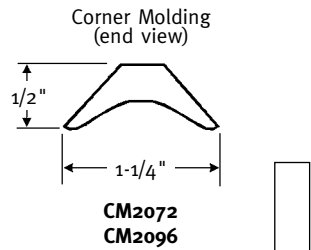
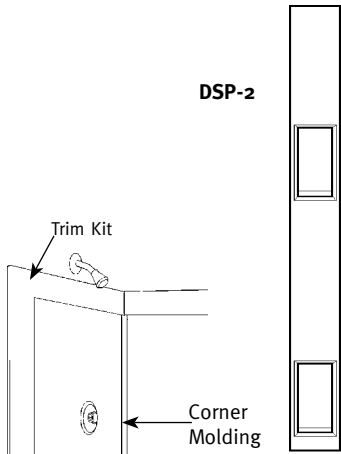
Kits Include: Tempered glass door and side panels, all necessary extrusions, a hardware package and complete installation instructions.

Packaging: All above items are packed in individual cartons.

See back cover for complete listing of colors available for each accessory.

 **MADE IN USA.**

WARRANTY
Limited Lifetime – Residential
Limited 25-year – Commercial

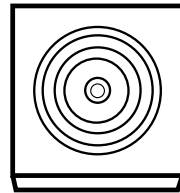


Manufactured from Swanstone solid surface
(see page 2 for detailed information)


Recommended for high use traffic areas and commercial surfaces

FEATURES

- Gorgeous traditional American molding made from solid surface
- Reversible—both molding and rosettes are two-sided (each side has one design)
- Finish Swanstone Tub and Shower Walls with decorative molding
- Also makes beautiful casing around doors, windows and mirrors
- Coordinates with Swanstone Solid Surface Vanity Tops



Circles




Star

Rosettes


4" wide x 4" high x 5/8" deep
(102 mm x 102 mm x 16mm)

Molding

3-3/4" wide x 105" high x 9/16" deep
(83 mm x 2667 mm x 14 mm)



Butterfly



Fluted

SPECIFICATIONS

Molding and Rosette Kits

Model	Part	Description	Ship Wt. Lb.	Ship UPS	Carton Dims. In.	Cu. Ft.
TC-6072TR	TC06072TR	3 Molding Pieces & 4 Rosettes	32	–	107 x 10 x 3	2.50
TC-105TR	TC00105TR	4 Molding Pieces & 4 Rosettes	40	–	107 x 10 x 3	1.86
TC-4105TR	TC04105	1 Molding Piece	10	–	107 x 10 x 3	3.10
TC-0404TR	TC00404	2 Rosettes	5	UPS	14 x 7 x 4	0.23

TC-6072TR accommodates Swanstone 60" and 72" high bathtub and shower wall panel systems.

Kit Includes: Three 3-3/4" x 105" moldings, four 4" x 4" rosettes and installation materials.

TC-105TR accommodates Swanstone 96" high shower wall panel systems.

Kit Includes: Four 3-3/4" x 105" moldings, four 4" x 4" rosettes and installation materials

Packaging: Each kit is packed in an individual carton.

STANDARDS AND RATINGS

Class 1A fire rating

National Sanitation Foundation-NSF Splash Zone, -NSF Food Zone

American Society for Testing and Materials

National Electrical Manufacturers Association

For a complete list of tests and results see the Technical Data Sheet – page 131.

SUPPORT DOCUMENTS

Installation instructions available on line at www.swanstone.com

 **MADE IN USA.**

WARRANTY
Limited Lifetime – Residential
Limited 25-year – Commercial

COLORS

(See inside back cover for color sample.)

- White (010)
- Bone (037)
- Bisque (018)
- Almond Galaxy (046)
- Arctic Granite (035)
- Barley (091)
- Bermuda Sand (040)
- Gray Granite (042)
- Green Pasture (095)
- Sierra (094)
- Tahiti Blue (056)
- Tahiti Desert (050)
- Tahiti Evergreen (057)
- Tahiti Gray (053)
- Tahiti Ivory (059)
- Tahiti Matrix (058)
- Tahiti Rose (052)
- Tahiti Sand (051)
- Tahiti Terra (055)
- Tahiti White (011)
- Cornflower (063)
- Ironweed (061)
- Night Sky (012)
- Purple Sage (064)
- Wild Indigo (022)
- Winter Wheat (060)
- Indian Grass (071)
- Pebble (072)
- Seafoam (074)
- Glacier (121)
- Prairie (122)
- Acorn (123)
- Canyon (124)
- Cloud White (125)
- Cloud Bone (126)
- Baby's Breath (168)
- Caraway Seed (169)

MAINTENANCE AND
CLEANING INFORMATION

Abrasive cleansers are safe for Swanstone walls but are not recommended if used in conjunction with a Swanstone or Veritek shower base or bathtub which is designed with high sheen areas to prevent soap scum build-up. Prolonged scrubbing of Swanstone walls with these products could dull the surface of the Swanstone or Veritek base and promote the build-up of soap scum. **Do not** use "leave on" cleaning products such as the Automatic Shower Cleaner. Prolonged contact with harsh chemicals could have an adverse reactive over time and discolor your surfaces. **Do not** use cleaning agents that caution use on acrylic, polyester or plastics.



SB-1248 Shower Bench Seat Top

SWANSTONE BENCH SEAT TOP

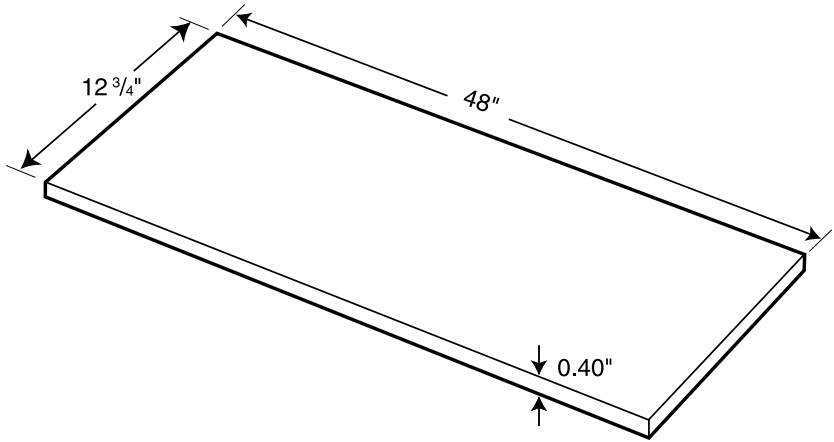
Manufactured from Swanstone solid surface
(see page 2 for detailed information)

Recommended for high use traffic areas and commercial surfaces

WARRANTY
Limited Lifetime – Residential
Limited 25-year – Commercial

FEATURES

- Finished edges on both sides for installing either right or left side
- 48-inch width fits a variety of shower sizes
- Seat is two times thicker than wall panels
- Includes bench seat top only
- Reinforced solid surface means color and texture run all the way through and cannot wear away
- Will not mold or mildew, no grout to clean
- Compression molding means superior durability



SPECIFICATIONS

SB-1248 Shower Bench Seat Top

Model	Part	Dimensions	Ship Wt. Lb.	Ship UPS	Carton Dims. In.	Cu. Ft.
SB-1248	SB01248	12 3/4" x 48" (324 mm x 1219 mm)	16	UPS	51 x 14 x 1.5	.65

Kit Includes: One 12" x 48" shower bench seat
Packaging: Each kit is packed in an individual carton.

STANDARDS AND RATINGS

Class 1A fire rating
National Sanitation Foundation-NSF Splash Zone, -NSF Food Zone
American Society for Testing and Materials
National Electrical Manufacturers Association

For a complete list of tests and results see the Technical Data Sheet – page 131.

SUPPORT DOCUMENTS

Installation instructions available on line at www.swanstone.com



COLORS

(See inside back cover for color sample.)

- White (010)
 - Bone (037)
 - Bisque (018)
 - Almond Galaxy (046)
 - Arctic Granite (035)
 - Barley (091)
 - Bermuda Sand (040)
 - Gray Granite (042)
 - Green Pasture (095)
 - Sierra (094)
 - Tahiti Blue (056)
 - Tahiti Desert (050)
 - Tahiti Evergreen (057)
 - Tahiti Gray (053)
 - Tahiti Ivory (059)
 - Tahiti Matrix (058)
 - Tahiti Rose (052)
 - Tahiti Sand (051)
 - Tahiti Terra (055)
- Tahiti White (011)
 - Cornflower (063)
 - Ironweed (061)
 - Night Sky (012)
 - Purple Sage (064)
 - Wild Indigo (022)
 - Winter Wheat (060)
 - Indian Grass (071)
 - Pebble (072)
 - Seafoam (074)
 - Glacier (121)
 - Prairie (122)
 - Acorn (123)
 - Canyon (124)
 - Cloud White (125)
 - Cloud Bone (126)
 - Baby's Breath (168)
 - Caraway Seed (169)

MAINTENANCE AND
CLEANING INFORMATION

Abrasive cleansers are safe for Swanstone walls but are not recommended if used in conjunction with a Swanstone or Veritek shower base or bathtub which is designed with high sheen areas to prevent soap scum build-up. Prolonged scrubbing of Swanstone walls with these products could dull the surface of the Swanstone or Veritek base and promote the build-up of soap scum. **Do not** use “leave on” cleaning products such as the Automatic Shower Cleaner. Prolonged contact with harsh chemicals could have an adverse reactive over time and discolor your surfaces. **Do not** use cleaning agents that caution use on acrylic, polyester or plastics.



BD-4896 Bathtub Deck

SWANSTONE TUB DECK

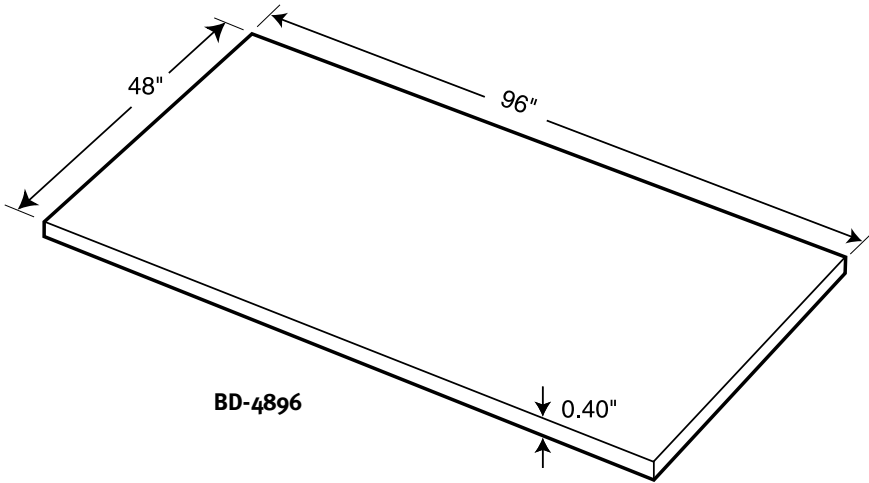
Manufactured from Swanstone solid surface
(see page 2 for detailed information)

Recommended for high use traffic areas and commercial surfaces

WARRANTY
Limited Lifetime – Residential
Limited 25-year – Commercial

FEATURES

- Fits most whirlpool-style drop-in tubs
- Deck is two times thicker than wall panels
- All four sides are finished
- Reinforced solid surface means color and texture run all the way through and cannot wear away
- Will not mold or mildew, no grout to clean
- Compression molding means superior durability



SPECIFICATIONS

BD-4896 Bathtub Deck

Model	Part	Ship Dimensions	Ship Wt. Lb.	Carton UPS	Dims. In.	Cu. Ft.
BD-4896	BD-4896	48" x 96" (1219 mm x 2438 mm)	210	–	102 x 56 x 4	12.70

Kit Includes: One 48" x 96" bathtub deck.
Packaging: Each kit is packed in an individual carton.

STANDARDS AND RATINGS

Class 1A fire rating
National Sanitation Foundation-NSF Splash Zone, -NSF Food Zone
American Society for Testing and Materials
National Electrical Manufacturers Association

For a complete list of tests and results see the Technical Data Sheet – page 131.

SUPPORT DOCUMENTS

Installation instructions available on line at www.swanstone.com



COLORS

(See inside back cover for color sample.)

- White (010)
 - Bone (037)
 - Bisque (018)
 - Almond Galaxy (046)
 - Arctic Granite (035)
 - Barley (091)
 - Bermuda Sand (040)
 - Gray Granite (042)
 - Green Pasture (095)
 - Sierra (094)
 - Tahiti Blue (056)
 - Tahiti Desert (050)
 - Tahiti Evergreen (057)
 - Tahiti Gray (053)
 - Tahiti Ivory (059)
 - Tahiti Matrix (058)
 - Tahiti Rose (052)
 - Tahiti Sand (051)
 - Tahiti Terra (055)
- Tahiti White (011)
 - Cornflower (063)
 - Ironweed (061)
 - Night Sky (012)
 - Purple Sage (064)
 - Wild Indigo (022)
 - Winter Wheat (060)
 - Indian Grass (071)
 - Pebble (072)
 - Seafoam (074)
 - Glacier (121)
 - Prairie (122)
 - Acorn (123)
 - Canyon (124)
 - Cloud White (125)
 - Cloud Bone (126)
 - Baby's Breath (168)
 - Caraway Seed (169)

MAINTENANCE AND
CLEANING INFORMATION

Abrasive cleansers are safe for Swanstone walls but are not recommended if used in conjunction with a Swanstone or Veritek shower base or bathtub which is designed with high sheen areas to prevent soap scum build-up. Prolonged scrubbing of Swanstone walls with these products could dull the surface of the Swanstone or Veritek base and promote the build-up of soap scum. **Do not** use “leave on” cleaning products such as the Automatic Shower Cleaner. Prolonged contact with harsh chemicals could have an adverse reactive over time and discolor your surfaces. **Do not** use cleaning agents that caution use on acrylic, polyester or plastics.



TI-7236 SwanTile Shower Wall Kit

SWANTILE SHOWER WALL KITS

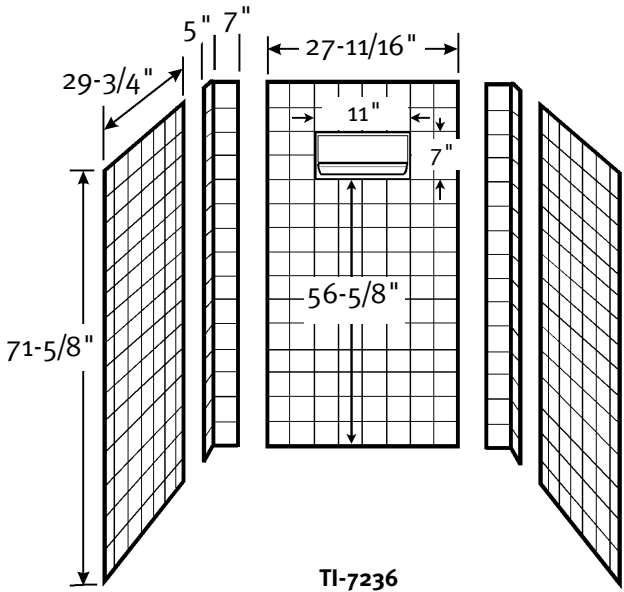
Manufactured from Veritek®
(see page 2 for detailed information)

WARRANTY
Limited Lifetime – Residential
Limited 5-year – Commercial

FEATURES

- Elegant look of ceramic tile with no grout to clean
- Compression molded Veritek is a composite material with no surface coating to chip or crack
- For use with Swanstone, Veritek and other standard shower floors
- The TI-7236 is a glue-up 5-piece shower wall panel system

TI-7236
Designed to fit wall areas
31" – 36" deep x 29-1/4" – 39-3/4" wide x 71-5/8" high
(787 mm – 914 mm x 743 mm – 1010 mm x 1819)



TI-7236

SPECIFICATIONS

TI-7236 SwanTile Shower Wall Kit						
Model	Part	Wall Area Designed To Fit	Ship Wt. Lb.	Ship UPS	Carton Dims. In.	Cu. Ft.
TI-7236	TI07236	31" – 36" D x 29-1/4" – 39-3/4 W x 71-5/8" H (787 mm – 914 mm x 743 mm – 1010 mm x 1819 mm)	73	–	73 x 32 x 6	8.12

Kit Includes: One back panel with molded-in soap dish, two corner panels, two side panels, installation materials and complete installation instructions.
Packaging: Each kit is packed in a flat, rectangular carton.

STANDARDS AND RATINGS

Class B fire rating
American Society for Testing and Materials
National Electrical Manufacturers Association

SUPPORT DOCUMENTS

Installation instructions available on line at www.swanstone.com

MADE IN USA.



TI-7248 SwanTile Shower Wall Kit

SWANTILE SHOWER WALL KITS

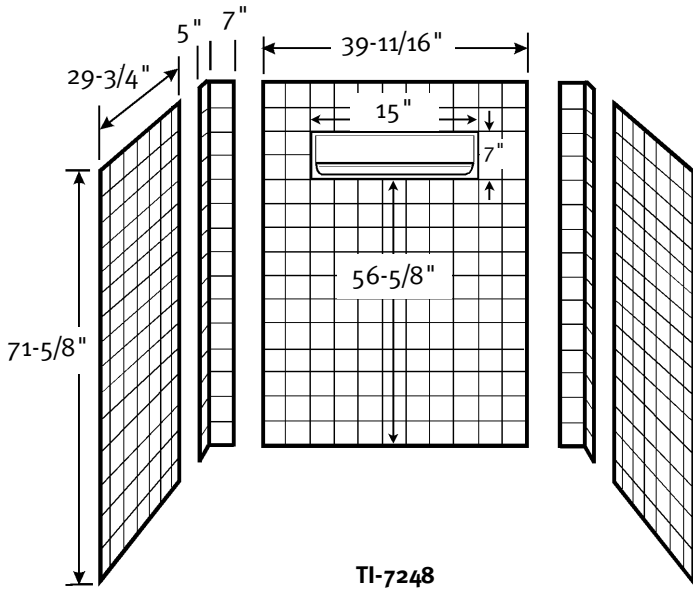
Manufactured from Veritek®
(see page 2 for detailed information)

WARRANTY
Limited Lifetime – Residential
Limited 5-year – Commercial

FEATURES

- Elegant look of ceramic tile with no grout to clean
- Compression molded Veritek is a composite material with no surface coating to chip or crack
- For use with Swanstone, Veritek and other standard shower floors
- The TI-7248 is a glue-up 5-piece shower wall panel system

TI-7248
Designed to fit wall areas
31" – 36" deep x 41-1/4" – 51-3/4" wide x 71-5/8" high
(787 mm – 914 mm x 1043 mm – 1314 mm x 1819)



TI-7248

SPECIFICATIONS

TI-7248 SwanTile Shower Wall Kit						
Model	Part	Wall Area Designed To Fit	Ship Wt. Lb.	Ship UPS	Carton Dims. In.	Cu. Ft.
TI-7248	TI07248	31" – 36" D x 41-1/4" – 51-3/4 W x 71-5/8" H (787 mm – 914 mm x 1043 mm – 1314 mm x 1819 mm)	85	–	74 x 43 x 8	14.74

Kit Includes: One back panel with molded-in soap dish, two corner panels, two side panels, installation materials and complete installation instructions.
Packaging: Each kit is packed in a flat, rectangular carton.

STANDARDS AND RATINGS

Class B fire rating
American Society for Testing and Materials
National Electrical Manufacturers Association

SUPPORT DOCUMENTS

Installation instructions available on line at www.swanstone.com

MADE IN USA.



TI-7260 SwanTile Shower Wall Kit

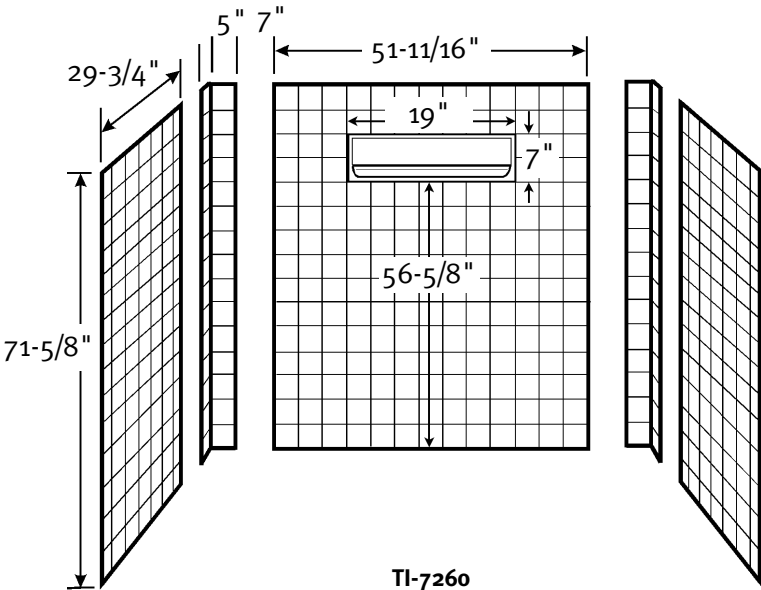
SWANTILE SHOWER WALL KITS

Manufactured from Veritek®
(see page 2 for detailed information)

WARRANTY
Limited Lifetime – Residential
Limited 5-year – Commercial

FEATURES

- Elegant look of ceramic tile with no grout to clean
- Compression molded Veritek is a composite material with no surface coating to chip or crack
- For use with Swanstone, Veritek and other standard shower floors
- The TI-7260 is a glue-up 5-piece shower wall panel system



TI-7260

TI-7260
Designed to fit wall areas
31" – 36" deep x 53-1/4" – 64-3/4" wide x 71-5/8" high
(787 mm – 914 mm x 1314 mm – 1645 mm x 1819 mm)

SPECIFICATIONS

TI-7260 SwanTile Shower Wall Kit						
Model	Part	Wall Area Designed To Fit	Ship Wt. Lb.	Ship UPS	Carton Dims. In.	Cu. Ft.
TI-7260	TI07260	31" – 36" D x 53-1/4" – 64-3/4" W x 71-5/8" H (787 mm – 914 mm x 1314 mm – 1645 mm x 1819 mm)	95	–	73 x 55 x 6	13.94

Kit Includes: One back panel with molded-in soap dish, two corner panels, two side panels, installation materials and complete installation instructions.
Packaging: Each kit is packed in a flat, rectangular carton.

STANDARDS AND RATINGS

Class B fire rating
American Society for Testing and Materials
National Electrical Manufacturers Association

SUPPORT DOCUMENTS

Installation instructions available on line at www.swanstone.com

MADE IN USA.

COLORS

(See inside back cover for color sample.)

- White (010)
- Bone (037)
- Bisque (018)

MAINTENANCE AND
CLEANING INFORMATION

Wash regularly with non-abrasive, liquid cleaners, a sponge, soft cloth or Mr. Clean Magic Eraser. For hard water stains or mineral build-up, scale removers such as Lime Away, Rust-out or Whink can be used. To protect the finish, fiberglass wax or automotive paste wax can be applied. **Do not** use abrasive cleaners or pads. **Do not** use “leave on” cleaning products such as the Automatic Shower Cleaner. Prolonged contact with harsh chemicals could have an adverse reactive over time and discolor your surfaces. **Do not** use cleaning agents that caution use on acrylic, polyester or plastics.



TI-NEO-DTF SwanTile Shower Wall Kit

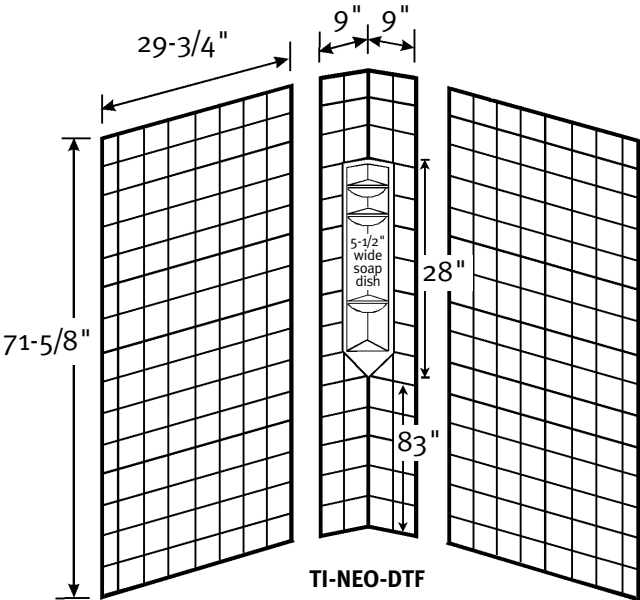
SWANTILE SHOWER WALL KITS

Manufactured from Veritek®
(see page 2 for detailed information)

WARRANTY
Limited Lifetime – Residential
Limited 5-year – Commercial

FEATURES

- Elegant look of ceramic tile with no grout to clean
- Compression molded Veritek is a composite material with no surface coating to chip or crack
- For use with Swanstone, Veritek and other standard shower floors
- The TI-NEO-DTF is a glue-up 3-piece shower wall panel system



TI-NEO-DTF

TI-NEO-DTF
Designed to fit wall areas
36" x 36" to 38" x 38" x 71-5/8" high
(914 mm x 914 mm to 965 mm x 965 mm x 1819 mm)

SPECIFICATIONS

TI-NEO-DTF SwanTile Shower Wall Kit						
Model	Part	Wall Area Designed To Fit	Ship Wt. Lb.	Ship UPS	Carton Dims. In.	Cu. Ft.
TI-NEO-DTF	NE00000TI	36"x36" to 38" x 38" x 71-5/8" H (914 mm x 914 mm to 965 mm x 965 mm x 1819 mm)	57	–	73 x 32 x 8	10.82

Kit Includes: One back panel with molded-in shelves, two side panels, two apron strips, installation materials and complete installation instructions.
Packaging: Each kit is packed in a flat, rectangular carton.

STANDARDS AND RATINGS

Class B fire rating
American Society for Testing and Materials
National Electrical Manufacturers Association

SUPPORT DOCUMENTS

Installation instructions available on line at www.swanstone.com

MADE IN USA.

COLORS

(See inside back cover for color sample.)

- White (010)
- Bone (037)
- Bisque (018)

MAINTENANCE AND
CLEANING INFORMATION

Wash regularly with non-abrasive, liquid cleaners, a sponge, soft cloth or Mr. Clean Magic Eraser. For hard water stains or mineral build-up, scale removers such as Lime Away, Rust-out or Whink can be used. To protect the finish, fiberglass wax or automotive paste wax can be applied. **Do not** use abrasive cleaners or pads. **Do not** use “leave on” cleaning products such as the Automatic Shower Cleaner. Prolonged contact with harsh chemicals could have an adverse reactive over time and discolor your surfaces. **Do not** use cleaning agents that caution use on acrylic, polyester or plastics.



SW-7032 Shower Wall Kit

HIGH-GLOSS SHOWER WALL KITS

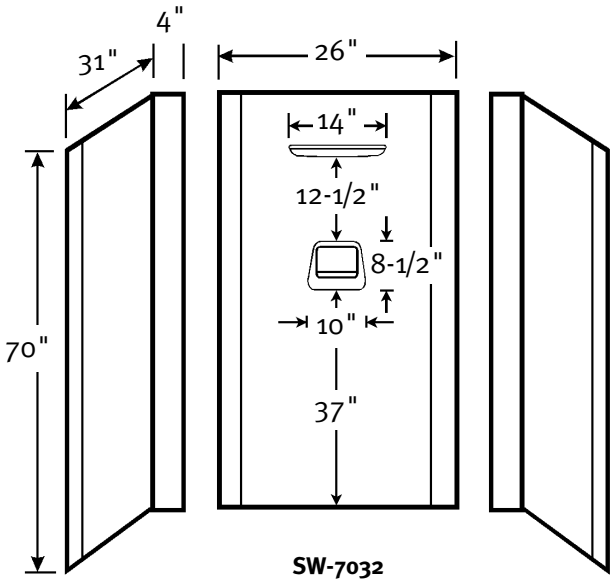
Manufactured from Swan High-Gloss
(see page 2 for detailed information)

WARRANTY
Limited Lifetime – Residential
Limited 5-year – Commercial

FEATURES

- Ultra-bright, glossy surface comes from durable, baked-on finish
- Includes all materials needed for installation
- The SW-7032 is a glue-up 3-piece shower wall panel system
- Compression molded

SW-7032
Designed to fit base areas
32" wide x 32" deep or smaller x 70" high
(813 mm x 813 mm x 1778 mm)



SPECIFICATIONS

SW-7032 High-Gloss Shower Wall Kit						
Model	Part	Base Area Designed To Fit	Ship Wt. Lb.	Ship UPS	Carton Dims. In.	Cu. Ft.
SW-7032	SW07032	32" W x 32" D* x 70" H (*or smaller) (813 mm x 813 mm x 1778 mm)	48	–	74 x 34 x 6	8.74

Kit Includes: One back panel with molded-in soap dish and shampoo shelf, two end panels, installation materials and complete installation instructions.
Packaging: Each kit is packed in a flat, rectangular carton.

ACCESSORIES

See page 57 for complete listing of all shower wall accessories.

STANDARDS AND RATINGS

Class B fire rating
American Society for Testing and Materials
National Electrical Manufacturers Association

SUPPORT DOCUMENTS

Installation instructions available on line at www.swanstone.com

MADE IN USA.

COLORS

(See inside back cover for color sample.)

- White (010)
- Bone (037)
- Bisque (018)

MAINTENANCE AND
CLEANING INFORMATION

Wash regularly with non-abrasive, liquid cleaners, a sponge, soft cloth or Mr. Clean Magic Eraser. **Do not** use abrasive cleaners or pads. **Do not** use “leave on” cleaning products such as the Automatic Shower Cleaner. Prolonged contact with harsh chemicals could have an adverse reactive over time and discolor your surfaces.



SW-7036 Shower Wall Kit

HIGH-GLOSS SHOWER WALL KITS

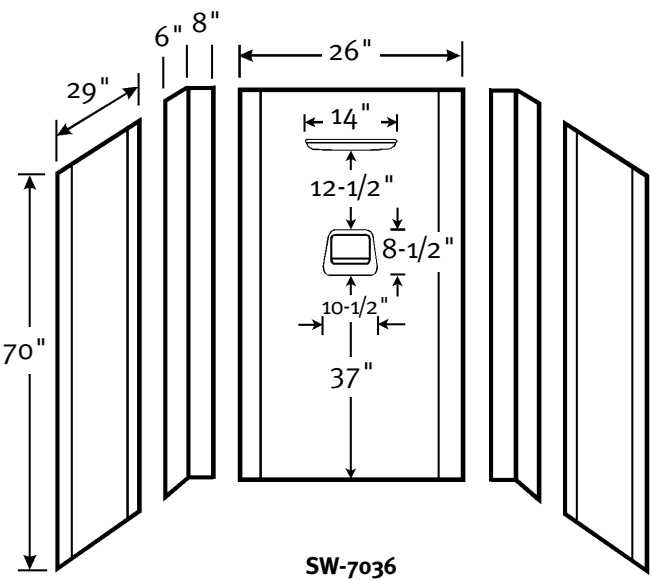
Manufactured from Swan High-Gloss
(see page 2 for detailed information)

WARRANTY
Limited Lifetime – Residential
Limited 5-year – Commercial

FEATURES

- Ultra-bright, glossy surface comes from durable, baked-on finish
- Includes all materials needed for installation
- The SW-7036 is a glue-up 5-piece shower wall panel system
- Compression molded

SW-7036
Designed to fit base areas
36" wide x 36" deep or smaller x 70" high
(914 mm x 914 mm x 1778 mm)



SPECIFICATIONS

SW-7036 High-Gloss Shower Wall Kit						
Model	Part	Base Area Designed To Fit	Ship Wt. Lb.	Ship UPS	Carton Dims. In.	Cu. Ft.
SW-7036	SW07036	36" W x 36" D* x 70" H (*or smaller) (914 mm x 914 mm x 1778 mm)	54	–	74 x 30 x 6	7.71

Kit Includes: One back panel with molded-in soap dish and shampoo shelf, two right angle corner panels, two flat side panels, installation materials and complete installation instructions.
Packaging: Each kit is packed in a flat, rectangular carton.

ACCESSORIES

See page 57 for complete listing of all shower wall accessories.

STANDARDS AND RATINGS

Class B fire rating
American Society for Testing and Materials
National Electrical Manufacturers Association

SUPPORT DOCUMENTS

Installation instructions available on line at www.swanstone.com

MADE IN USA.

COLORS

(See inside back cover for color sample.)

- White (010)
- Bone (037)
- Bisque (018)

MAINTENANCE AND
CLEANING INFORMATION

Wash regularly with non-abrasive, liquid cleaners, a sponge, soft cloth or Mr. Clean Magic Eraser. **Do not** use abrasive cleaners or pads. **Do not** use “leave on” cleaning products such as the Automatic Shower Cleaner. Prolonged contact with harsh chemicals could have an adverse reactive over time and discolor your surfaces.



SW-7060 Shower Wall Kit

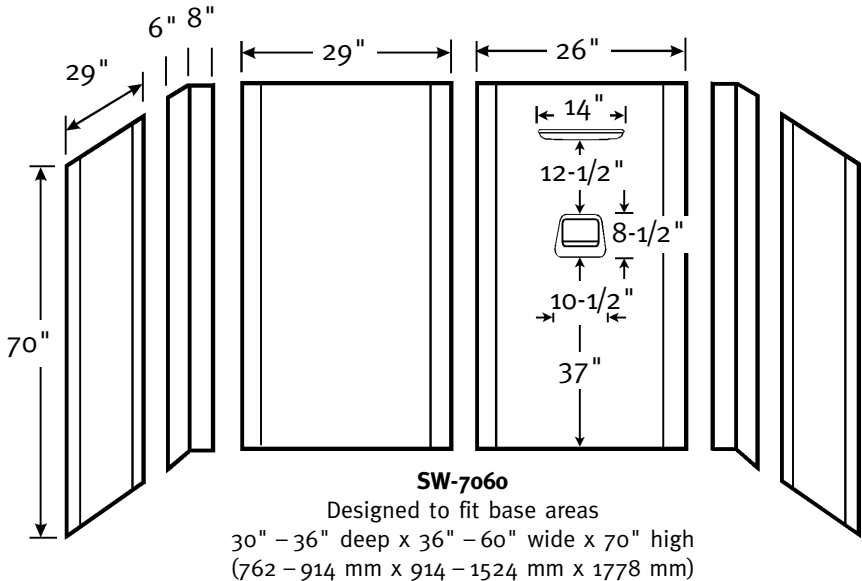
HIGH-GLOSS SHOWER WALL KITS

Manufactured from Swan High-Gloss
(see page 2 for detailed information)

WARRANTY
Limited Lifetime – Residential
Limited 5-year – Commercial

FEATURES

- Ultra-bright, glossy surface comes from durable, baked-on finish
- Includes all materials needed for installation
- The SW-7060 is a glue-up 6-piece shower wall panel system
- Compression molded



SPECIFICATIONS

SW-7060 High-Gloss Shower Wall Kit						
Model	Part	Base Area Designed To Fit	Ship Wt. Lb.	Ship UPS	Carton Dims. In.	Cu. Ft.
SW-7060	SW07060	30" – 36" D x 36" – 60" W x 70" H (762 mm – 914 mm x 914 mm – 1524 mm x 1778 mm)	68	–	74 x 30 x 7	9.0

Kit Includes: One back panel with molded-in soap dish and shampoo shelf, two right angle corner panels, two flat side panels, one flat extension panel, installation materials and complete installation instructions.
Packaging: Each kit is packed in a flat, rectangular carton.

ACCESSORIES

See page 57 for complete listing of all shower wall accessories.

STANDARDS AND RATINGS

Class B fire rating
American Society for Testing and Materials
National Electrical Manufacturers Association

SUPPORT DOCUMENTS

Installation instructions available on line at www.swanstone.com



COLORS

(See inside back cover for color sample.)

- White (010)
- Bone (037)
- Bisque (018)

MAINTENANCE AND
CLEANING INFORMATION

Wash regularly with non-abrasive, liquid cleaners, a sponge, soft cloth or Mr. Clean Magic Eraser. **Do not** use abrasive cleaners or pads. **Do not** use “leave on” cleaning products such as the Automatic Shower Cleaner. Prolonged contact with harsh chemicals could have an adverse reactive over time and discolor your surfaces.



SW-NEO-DTF NEO-Angle Kit

HIGH-GLOSS SHOWER WALL KITS

Manufactured from Swan High-Gloss
(see page 2 for detailed information)

WARRANTY
Limited Lifetime – Residential
Limited 5-year – Commercial

FEATURES

- Ultra-bright, glossy surface comes from durable, baked-on finish
- Includes all materials needed for installation
- The SW-NEO-DTF is a glue-up 3-piece shower wall panel system
- Compression molded

SW-NEO-DTF
Designed to fit wall areas
35-1/2" x 35-1/2" to 38"x 38" x 70" high
(902 mm x 902 mm to 965 mm x 965 mm x 1778 mm)

SPECIFICATIONS

SW-NEO-DTF High-Gloss NEO-Angle & Double Threshold						
Model	Part	Wall Area Designed To Fit	Ship Wt. Lb.	Ship UPS	Carton Dims. In.	Cu. Ft.
SW-NEO-DTF	NE00000SW	35-1/2" D x 35-1/2" W to 38" D x 38" W x 70" H (902 mm x 902 mm to 965 mm x 965 mm x 1778 mm)	42	–	72 x 31 x 9	11.63

Kit Includes: One back panel with shelves, two flat side panels, installation materials and complete installation instructions.
Packaging: Each kit is packed in a flat, rectangular carton.

ACCESSORIES

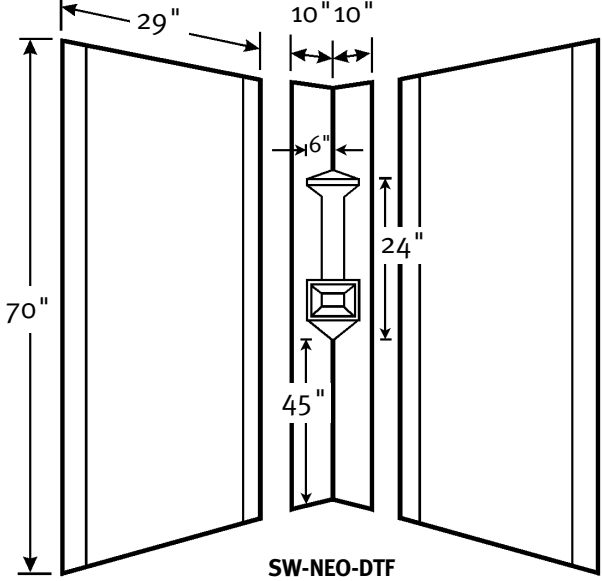
See page 57 for complete listing of all shower wall accessories.

STANDARDS AND RATINGS

Class B fire rating
American Society for Testing and Materials
National Electrical Manufacturers Association

SUPPORT DOCUMENTS

Installation instructions available on line at www.swanstone.com



COLORS

(See inside back cover for color sample.)

- White (010)
- Bone (037)
- Bisque (018)

MAINTENANCE AND
CLEANING INFORMATION

Wash regularly with non-abrasive, liquid cleaners, a sponge, soft cloth or Mr. Clean Magic Eraser. **Do not** use abrasive cleaners or pads. **Do not** use “leave on” cleaning products such as the Automatic Shower Cleaner. Prolonged contact with harsh chemicals could have an adverse reactive over time and discolor your surfaces.



Single Threshold Shower Floors

With Fit-Flo Drain

Manufactured from Swanstone solid surface
(see page 2 for detailed information)

Recommended for high use traffic areas and commercial surfaces

SWANSTONE SHOWER FLOORS

WARRANTY

Limited Lifetime – Residential

Limited 10-year – Commercial

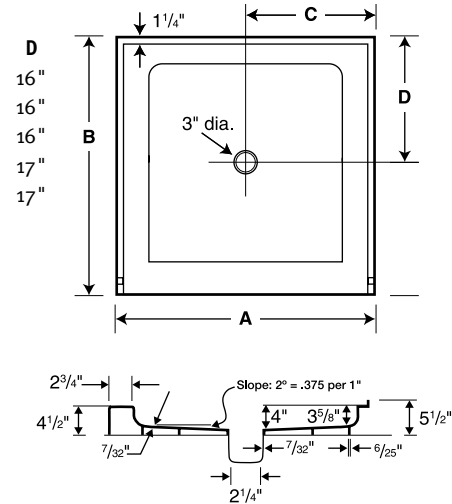
FEATURES

- Reinforced solid surface means color and texture run all the way through and cannot wear away
- Will not mold or mildew, no grout to clean
- Coordinates with Swanstone shower and bath systems
- Pebbled, slip-resistant surface

Model	A	B	C	D
SS-3232	32"	32"	16"	16"
SS-3248	48"	32"	24"	16"
SS-3260	60"	32"	30"	16"
SS-3442	42"	34"	21"	17"
SS-3448	48"	34"	24"	17"

Model	Nominal Size	Rough-In Dimensions			
		A	B	C	D
SS-3232	32" x 32"	32-3/8"	32-3/16"	16-3/16"	16-3/16"
SS-3248	32" x 48"	48-3/8"	32-3/16"	24-3/16"	16-3/16"
SS-3260	32" x 60"	60-3/8"	32-3/16"	30-3/16"	16-3/16"
SS-3442	34" x 42"	42-3/8"	34-3/16"	21-3/16"	17-3/16"
SS-3448	34" x 48"	48-3/8"	34-3/16"	24-3/16"	17-3/16"

IMPORTANT: Rough-in dimensions are provided for reference only. You must measure the actual shower floor and check local building code requirements before construction of the stud wall.



SPECIFICATIONS

Single Threshold Shower Floors With Fit-Flo Drain (See next page for more models.)

Model	Part	Nominal Size	Dimensions	Ship	Ship	Carton	
				Wt. Lb.	UPS	Dims. In.	Cu. Ft.
SS-3232	SF03232MD	32"	D x 32" W (813 mm x 813 mm)	32	–	38 x 37 x 10	9
SS-3248	SF03248MD	32"	D x 48" W (813 mm x 1219 mm)	49	–	54 x 38 x 10	12
SS-3260*	SF03260MD	32"	D x 60" W (813 mm x 1524 mm)	56	–	66 x 37 x 10	15
SS-3442	SF03442MD	34"	D x 42" W (864 mm x 1067 mm)	47	–	48 x 40 x 10	12
SS-3448	SF03448MD	34"	D x 48" W (864 mm x 1219 mm)	47	–	54 x 39 x 10	13

*Center drain

Kit Includes: One code approved compression molded Swanstone floor with molded-in Fit-Flo drain and complete installation instructions.

Packaging: Each floor packed in a rectangular carton.

STANDARDS AND RATINGS

Class 1A fire rating
American National Standard Institute—ANSI Z124.1.2–2005
International Association of Plumbing and Mechanical Officials (IAPMO)—listed cUPC listed—Certified to CSA Standard B45 by IAPMO
American Society for Testing and Materials
National Electrical Manufacturers Association
National Sanitation Foundation-NSF Splash Zone, -NSF Food Zone

For a complete list of tests and results see the Technical Data Sheet – page 131.

SUPPORT DOCUMENTS

Installation instructions available on line at www.swanstone.com



COLORS

(See inside back cover for color sample.)

- White (010)
 - Bone (037)
 - Bisque (018)
 - Almond Galaxy (046)
 - Arctic Granite (035)
 - Barley (091)
 - Bermuda Sand (040)
 - Gray Granite (042)
 - Green Pasture (095)
 - Sierra (094)
 - Tahiti Blue (056)
 - Tahiti Desert (050)
 - Tahiti Evergreen (057)
 - Tahiti Gray (053)
 - Tahiti Ivory (059)
 - Tahiti Matrix (058)
 - Tahiti Rose (052)
 - Tahiti Sand (051)
 - Tahiti Terra (055)
- Tahiti White (011)
 - Cornflower (063)
 - Ironweed (061)
 - Night Sky (012)
 - Purple Sage (064)
 - Wild Indigo (022)
 - Winter Wheat (060)
 - Indian Grass (071)
 - Pebble (072)
 - Seafoam (074)
 - Glacier (121)
 - Prairie (122)
 - Acorn (123)
 - Canyon (124)
 - Cloud White (125)
 - Cloud Bone (126)
 - Baby's Breath (168)
 - Caraway Seed (169)

MAINTENANCE AND CLEANING INFORMATION

Everyday cleaning with liquid cleaners such as Dow or Lysol foaming bubbles, Top Job, Mr. Clean or similar type products with a sponge or Mr. Clean Magic Eraser. To remove hard water stains or mineral build-up, scale removers such as Lime Away, Rust-out or Whink are recommended. Abrasive cleaners are not recommended on shower bases because they are designed with high sheen areas to help prevent soap scum build up. Prolonged scrubbing will dull the surface over time and promote build-up and soap scum. **Do not** use “leave on” cleaning products such as the Automatic Shower Cleaner. Prolonged contact with harsh chemicals could have an adverse reactive over time and discolor your surfaces. **Do not** use cleaning agents that caution use on acrylic, polyester or plastics.



Single Threshold Shower Floors

With Fit-Flo Drain *(continued)*

Manufactured from Swanstone solid surface
(see page 2 for detailed information)

Recommended for high use traffic areas and commercial surfaces

SWANSTONE SHOWER FLOORS

WARRANTY

Limited Lifetime – Residential

Limited 10-year – Commercial

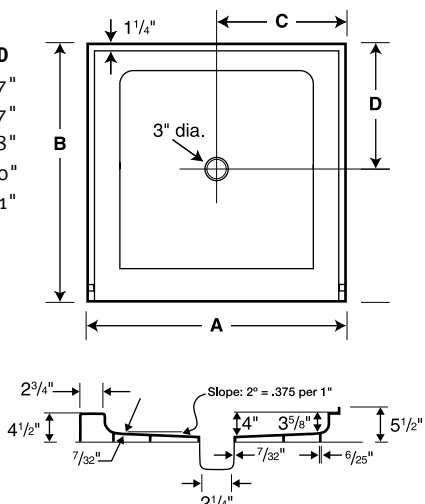
FEATURES

- Reinforced solid surface means color and texture run all the way through and cannot wear away
- Will not mold or mildew, no grout to clean
- Coordinates with Swanstone shower and bath systems
- Pebbled, slip-resistant surface

Model	A	B	C	D
SS-3454	54"	34"	27"	17"
SS-3460	60"	34"	30"	17"
SS-3636	36"	36"	18"	18"
SS-4236	36"	42"	18"	20"
SS-4242	42"	42"	21"	21"

Model	Nominal Size	Rough-In Dimensions			
		A	B	C	D
SS-3454	34" x 54"	54-3/8"	34-3/16"	27-3/16"	17-3/16"
SS-3460	34" x 60"	60-3/8"	34-3/16"	30-3/16"	17-3/16"
SS-3636	36" x 36"	36-3/8"	36-3/16"	18-3/16"	18-3/16"
SS-4236	42" x 36"	36-3/8"	42-3/16"	18-3/16"	20-3/16"
SS-4242	42" x 42"	42-3/8"	42-3/16"	21-3/16"	21-3/16"

IMPORTANT: Rough-in dimensions are provided for reference only. You must measure the actual shower floor and check local building code requirements before construction of the stud wall.



SPECIFICATIONS

Single Threshold Shower Floors With Fit-Flo Drain

Model	Part	Nominal Size	Dimensions	Ship	Ship	Carton	
				Wt. Lb.	UPS	Dims. In.	Cu. Ft.
SS-3454	SF03454MD	34"	D x 54" W (864 mm x 1372 mm)	55	–	60 x 40 x 10	14
SS-3460	SF03460MD	34"	D x 60" W (864 mm x 1524 mm)	63	–	66 x 40 x 10	16
SS-3636	SF03636MD	36"	D x 36" W (914 mm x 914 mm)	40	–	42 x 41 x 10	10
SS-4236	SF04236MD	42"	D x 36" W (1067 mm x 914 mm)	44	–	47 x 42 x 10	12
SS-4242	SF04242MD	42"	D x 42" W (1067 mm x 1067 mm)	53	–	48 x 48 x 10	14

Kit Includes: One code approved compression molded Swanstone floor with molded-in Fit-Flo drain and complete installation instructions.

Packaging: Each floor packed in a rectangular carton.

STANDARDS AND RATINGS

Class 1A fire rating
American National Standard Institute—ANSI Z124.1.2–2005
International Association of Plumbing and Mechanical Officials (IAPMO)—listed cUPC listed—Certified to CSA Standard B45 by IAPMO
American Society for Testing and Materials
National Electrical Manufacturers Association
National Sanitation Foundation-NSF Splash Zone, -NSF Food Zone

For a complete list of tests and results see the Technical Data Sheet – page 131.

SUPPORT DOCUMENTS

Installation instructions available on line at www.swanstone.com



COLORS

(See inside back cover for color sample.)

- White (010)
 - Bone (037)
 - Bisque (018)
 - Almond Galaxy (046)
 - Arctic Granite (035)
 - Barley (091)
 - Bermuda Sand (040)
 - Gray Granite (042)
 - Green Pasture (095)
 - Sierra (094)
 - Tahiti Blue (056)
 - Tahiti Desert (050)
 - Tahiti Evergreen (057)
 - Tahiti Gray (053)
 - Tahiti Ivory (059)
 - Tahiti Matrix (058)
 - Tahiti Rose (052)
 - Tahiti Sand (051)
 - Tahiti Terra (055)
- Tahiti White (011)
 - Cornflower (063)
 - Ironweed (061)
 - Night Sky (012)
 - Purple Sage (064)
 - Wild Indigo (022)
 - Winter Wheat (060)
 - Indian Grass (071)
 - Pebble (072)
 - Seafoam (074)
 - Glacier (121)
 - Prairie (122)
 - Acorn (123)
 - Canyon (124)
 - Cloud White (125)
 - Cloud Bone (126)
 - Baby's Breath (168)
 - Caraway Seed (169)

MAINTENANCE AND CLEANING INFORMATION

Everyday cleaning with liquid cleaners such as Dow or Lysol foaming bubbles, Top Job, Mr. Clean or similar type products with a sponge or Mr. Clean Magic Eraser. To remove hard water stains or mineral build-up, scale removers such as Lime Away, Rust-out or Whink are recommended. Abrasive cleaners are not recommended on shower bases because they are designed with high sheen areas to help prevent soap scum build up. Prolonged scrubbing will dull the surface over time and promote build-up and soap scum. **Do not** use “leave on” cleaning products such as the Automatic Shower Cleaner. Prolonged contact with harsh chemicals could have an adverse reactive over time and discolor your surfaces. **Do not** use cleaning agents that caution use on acrylic, polyester or plastics.



Retrofit Shower Floors

With Fit-Flo Drain

Manufactured from Swanstone solid surface
(see page 2 for detailed information)

Recommended for high use traffic areas
and commercial surfaces

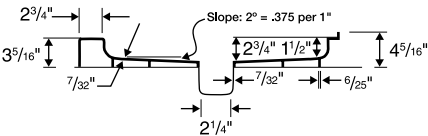
FEATURES

- Reinforced solid surface means color and texture run all the way through and cannot wear away
- Will not mold or mildew, no grout to clean
- Coordinates with Swanstone shower and bath systems
- Pebbled, slip-resistant surface
- Without expensive plumbing re-work, this floor can be installed in the same area once occupied by a standard bath tub.

Model	Nominal Size	Rough-In Dimensions			
		60"	32"	8"	15"
SR-3260L*	32" x 60"	60-3/8"	32-3/16"	8-3/16"	15-3/16"
SR-3260R**	32" x 60"	60-3/8"	32-3/16"	8-3/16"	15-3/16"

*Retrofit (left side drain) **Retrofit (right side drain)

IMPORTANT: Rough-in dimensions are provided for reference only. You must measure the actual shower floor and check local building code requirements before construction of the stud wall.



SPECIFICATIONS

Retrofit Shower Floors With Fit-Flo Drain

Model	Part	Nominal Size	Dimensions	Ship	Ship	Carton	Cu. Ft.
				Wt. Lb.	UPS	Dims. In.	
SR-3260L	SR03260LM	32"	D x 60" W (Retrofit left drain)	59	–	66 x 37 x 10	15
SR-3260R	SR03260RM	32"	D x 60" W (Retrofit right drain)	59	–	66 x 37 x 10	15

Kit Includes: One code approved compression molded Swanstone floor with molded-in Fit-Flo drain and complete installation instructions.

Packaging: Each floor packed in a rectangular carton.

STANDARDS AND RATINGS

Class 1A fire rating

American National Standard Institute—ANSI Z124.1.2–2005

International Association of Plumbing and Mechanical Officials (IAPMO)—listed cUPC listed—Certified to CSA Standard B45 by IAPMO

American Society for Testing and Materials

National Electrical Manufacturers Association

National Sanitation Foundation-NSF Splash Zone, -NSF Food Zone

For a complete list of tests and results see the Technical Data Sheet – page 131.

SUPPORT DOCUMENTS

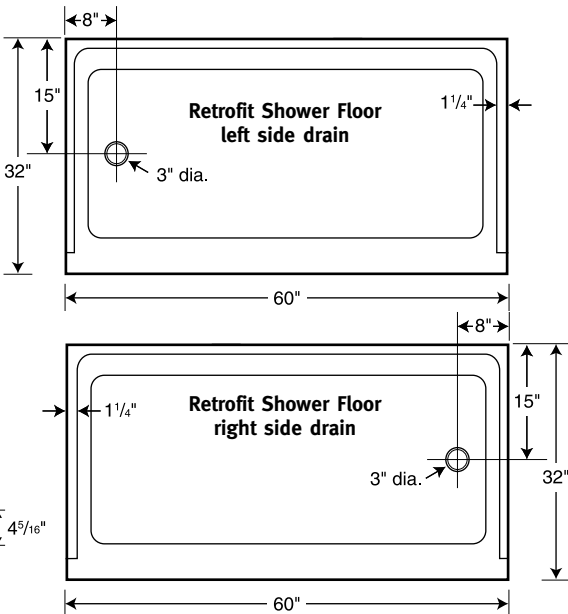
Installation instructions available on line at www.swanstone.com



SWANSTONE SHOWER FLOORS

WARRANTY

Limited Lifetime – Residential
Limited 10-year – Commercial



COLORS

(See inside back cover for color sample.)

- White (010)
 - Bone (037)
 - Bisque (018)
 - Almond Galaxy (046)
 - Arctic Granite (035)
 - Barley (091)
 - Bermuda Sand (040)
 - Gray Granite (042)
 - Green Pasture (095)
 - Sierra (094)
 - Tahiti Blue (056)
 - Tahiti Desert (050)
 - Tahiti Evergreen (057)
 - Tahiti Gray (053)
 - Tahiti Ivory (059)
 - Tahiti Matrix (058)
 - Tahiti Rose (052)
 - Tahiti Sand (051)
 - Tahiti Terra (055)
- Tahiti White (011)
 - Cornflower (063)
 - Ironweed (061)
 - Night Sky (012)
 - Purple Sage (064)
 - Wild Indigo (022)
 - Winter Wheat (060)
 - Indian Grass (071)
 - Pebble (072)
 - Seafoam (074)
 - Glacier (121)
 - Prairie (122)
 - Acorn (123)
 - Canyon (124)
 - Cloud White (125)
 - Cloud Bone (126)
 - Baby's Breath (168)
 - Caraway Seed (169)

MAINTENANCE AND
CLEANING INFORMATION

Everyday cleaning with liquid cleaners such as Dow or Lysol foaming bubbles, Top Job, Mr. Clean or similar type products with a sponge or Mr. Clean Magic Eraser. To remove hard water stains or mineral build-up, scale removers such as Lime Away, Rust-out or Whink are recommended. Abrasive cleaners are not recommended on shower bases because they are designed with high sheen areas to help prevent soap scum build up. Prolonged scrubbing will dull the surface over time and promote build-up and soap scum. **Do not** use “leave on” cleaning products such as the Automatic Shower Cleaner. Prolonged contact with harsh chemicals could have an adverse reactive over time and discolor your surfaces. **Do not** use cleaning agents that caution use on acrylic, polyester or plastics.



Double Threshold & Neo Angle

With Fit-Flo Drain

Manufactured from Swanstone solid surface
(see page 2 for detailed information)

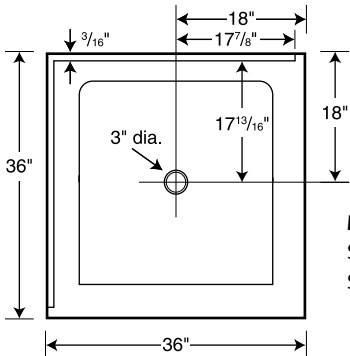
Recommended for high use traffic areas and commercial surfaces

FEATURES

- Reinforced solid surface means color and texture run all the way through and cannot wear away
- Will not mold or mildew, no grout to clean
- Coordinates with Swanstone shower and bath systems
- Pebbled, slip-resistant surface

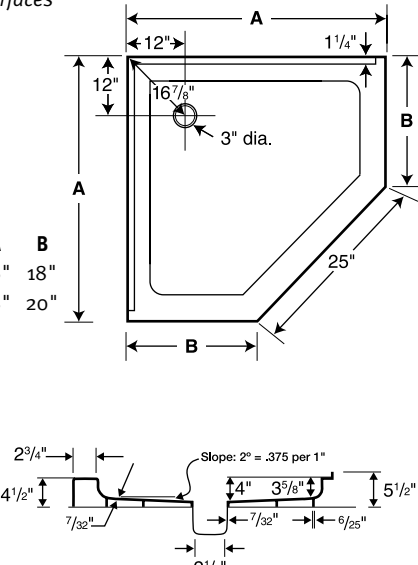
Model	Nominal Size	Rough-In Dimensions			
		36"	36"	18"	18"
SS-36DTF	36" x 36"	36-1/16"	36-1/16"	18-3/16"	18-3/16"
		A	B	25"	12"
SS-36NEO	36" x 36"	36-1/8"	18-3/16"	25-1/8"	12-3/16"
SS-38NEO	38" x 38"	38-1/8"	20-3/16"	25-1/8"	12-3/16"

SS-36DTF
Double
Threshold



Model	A	B
SS-36NEO	36"	18"
SS-38NEO	38"	20"

IMPORTANT: Rough-in dimensions are provided for reference only. You must measure the actual shower floor and check local building code requirements before construction of the stud wall.



SPECIFICATIONS

Double Threshold & Neo Angle Shower Floors With Fit-Flo Drain

Model	Part	Nominal Size	Dimensions	Ship Wt. Lb.	Ship UPS	Carton Dims. In.	Cu. Ft.
Double Threshold Shower Floor							
SS-36DTF	SD03636MD	36" D x 36" W DTF (914 mm x 914 mm)		44	–	42 x 41 x 10	10
Neo Angle Shower Floors							
SS-36NEO	SN00036MD	36" D x 36" W (914 mm x 914 mm)		40	–	42 x 42 x 10	11
SS-38NEO	SN00038MD	38" D x 38" W (965 mm x 965 mm)		44	–	44 x 43 x 10	11

Kit Includes: One code approved compression molded Swanstone floor with molded-in Fit-Flo drain and complete installation instructions.

Packaging: Each floor packed in a rectangular carton.

STANDARDS AND RATINGS

Class 1A fire rating

American National Standard Institute—ANSI Z124.1.2–2005

International Association of Plumbing and Mechanical Officials (IAPMO)—listed cUPC listed—Certified to CSA Standard B45 by IAPMO

American Society for Testing and Materials

National Electrical Manufacturers Association

National Sanitation Foundation-NSF Splash Zone, -NSF Food Zone

For a complete list of tests and results see the Technical Data Sheet – page 131.

SUPPORT DOCUMENTS

Installation instructions available on line at www.swanstone.com



SWANSTONE SHOWER FLOORS

WARRANTY

Limited Lifetime – Residential
Limited 10-year – Commercial

COLORS

(See inside back cover for color sample.)

- White (010)
 - Bone (037)
 - Bisque (018)
 - Almond Galaxy (046)
 - Arctic Granite (035)
 - Barley (091)
 - Bermuda Sand (040)
 - Gray Granite (042)
 - Green Pasture (095)
 - Sierra (094)
 - Tahiti Blue (056)
 - Tahiti Desert (050)
 - Tahiti Evergreen (057)
 - Tahiti Gray (053)
 - Tahiti Ivory (059)
 - Tahiti Matrix (058)
 - Tahiti Rose (052)
 - Tahiti Sand (051)
 - Tahiti Terra (055)
- Tahiti White (011)
 - Cornflower (063)
 - Ironweed (061)
 - Night Sky (012)
 - Purple Sage (064)
 - Wild Indigo (022)
 - Winter Wheat (060)
 - Indian Grass (071)
 - Pebble (072)
 - Seafoam (074)
 - Glacier (121)
 - Prairie (122)
 - Acorn (123)
 - Canyon (124)
 - Cloud White (125)
 - Cloud Bone (126)
 - Baby's Breath (168)
 - Caraway Seed (169)

MAINTENANCE AND
CLEANING INFORMATION

Everyday cleaning with liquid cleaners such as Dow or Lysol foaming bubbles, Top Job, Mr. Clean or similar type products with a sponge or Mr. Clean Magic Eraser. To remove hard water stains or mineral build-up, scale removers such as Lime Away, Rust-out or Whink are recommended. Abrasive cleaners are not recommended on shower bases because they are designed with high sheen areas to help prevent soap scum build up. Prolonged scrubbing will dull the surface over time and promote build-up and soap scum. **Do not** use “leave on” cleaning products such as the Automatic Shower Cleaner. Prolonged contact with harsh chemicals could have an adverse reactive over time and discolor your surfaces. **Do not** use cleaning agents that caution use on acrylic, polyester or plastics.



Barrier Free Shower Floors

With Fit-Flo Drain

Manufactured from Swanstone solid surface
(see page 2 for detailed information)

Recommended for high use traffic areas and commercial surfaces

FEATURES

- Reinforced solid surface means color and texture run all the way through and cannot wear away
- Will not mold or mildew, no grout to clean
- Coordinates with Swanstone shower and bath systems
- Slip-resistant surface



Model	Nominal Size	Rough-In Dimensions			
		60"	30"	8"	15"
SBF-3060L	30" x 60"	60-3/8"	30-3/16"	8-3/16"	15-3/16"
Barrier Free (left side drain)					
SBF-3060R	30" x 60"	60-3/8"	30-3/16"	8-3/16"	15-3/16"
Barrier Free (right side drain)					

IMPORTANT: Rough-in dimensions are provided for reference only. You must measure the actual shower floor and check local building code requirements before construction of the stud wall.

SPECIFICATIONS

Barrier Free Shower Floors With Fit-Flo Drain

Model	Part	Nominal Size	Dimensions	Ship	Ship	Carton	Cu. Ft.
				Wt. Lb.	UPS	Dims. In.	
SBF-3060L	SB03060LM	30"	D x 60" W (left side drain)	64	–	66 x 36 x 10	14
				(762 mm x 1524 mm)			
SBF-3060R	SB03060RM	30"	D x 60" W (right side drain)	64	–	66 x 36 x 10	14
				(762 mm x 1524 mm)			
BF-1260	BF01260	12"	D x 60" W (ramp)	25	UPS	66 x 14 x 2	1.07
				(305 mm x 1524 mm)			

Kit Includes: One code approved compression molded Swanstone floor with molded-in Fit-Flo drain and complete installation instructions.

Packaging: Each floor packed in a rectangular carton.

ACCESSORIES

See page 109 for complete listing of all Universal Design accessories.

STANDARDS AND RATINGS

Class 1A fire rating
American National Standard Institute—ANSI Z124.1.2–2005
International Association of Plumbing and Mechanical Officials (IAPMO)—listed
cUPC listed—Certified to CSA Standard B45 by IAPMO
American Society for Testing and Materials
National Electrical Manufacturers Association
National Sanitation Foundation-NSF Splash Zone, -NSF Food Zone

For a complete list of tests and results see the Technical Data Sheet – page 131.

SUPPORT DOCUMENTS

Installation instructions available on line at www.swanstone.com

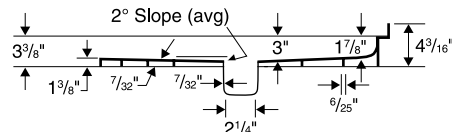
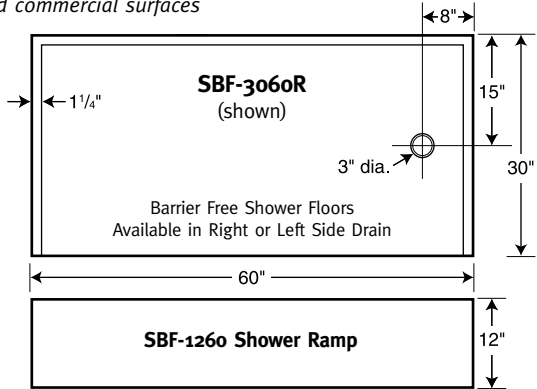


SWANSTONE SHOWER FLOORS

WARRANTY

Limited Lifetime – Residential

Limited 10-year – Commercial



COLORS

(See inside back cover for color sample.)

- White (010)
 - Bone (037)
 - Bisque (018)
 - Almond Galaxy (046)
 - Arctic Granite (035)
 - Barley (091)
 - Bermuda Sand (040)
 - Gray Granite (042)
 - Green Pasture (095)
 - Sierra (094)
 - Tahiti Blue (056)
 - Tahiti Desert (050)
 - Tahiti Evergreen (057)
 - Tahiti Gray (053)
 - Tahiti Ivory (059)
 - Tahiti Matrix (058)
 - Tahiti Rose (052)
 - Tahiti Sand (051)
 - Tahiti Terra (055)
- Tahiti White (011)
 - Cornflower (063)
 - Ironweed (061)
 - Night Sky (012)
 - Purple Sage (064)
 - Wild Indigo (022)
 - Winter Wheat (060)
 - Indian Grass (071)
 - Pebble (072)
 - Seafoam (074)
 - Glacier (121)
 - Prairie (122)
 - Acorn (123)
 - Canyon (124)
 - Cloud White (125)
 - Cloud Bone (126)
 - Baby's Breath (168)
 - Caraway Seed (169)

MAINTENANCE AND CLEANING INFORMATION

Everyday cleaning with liquid cleaners such as Dow or Lysol foaming bubbles, Top Job, Mr. Clean or similar type products with a sponge or Mr. Clean Magic Eraser. To remove hard water stains or mineral build-up, scale removers such as Lime Away, Rust-out or Whink are recommended. Abrasive cleaners are not recommended on shower bases because they are designed with high sheen areas to help prevent soap scum build up. Prolonged scrubbing will dull the surface over time and promote build-up and soap scum. **Do not** use “leave on” cleaning products such as the Automatic Shower Cleaner. Prolonged contact with harsh chemicals could have an adverse reactive over time and discolor your surfaces. **Do not** use cleaning agents that caution use on acrylic, polyester or plastics.



Transfer Shower Floors

With Fit-Flo Drain

Manufactured from Swanstone solid surface
(see page 2 for detailed information)

Recommended for high use traffic areas and commercial surfaces

FEATURES

- Reinforced solid surface means color and texture run all the way through and cannot wear away
- Will not mold or mildew, no grout to clean
- Coordinates with Swanstone shower and bath systems
- Slip-resistant surface



Model	Nominal Size	Rough-In Dimensions			
		38"	37"	19"	18-1/2"
STS-3738	37" x 38"	38-3/8"	37-3/16"	19-3/16"	18-9/16"
Shower Transfer Floor					

IMPORTANT: Rough-in dimensions are provided for reference only. You must measure the actual shower floor and check local building code requirements before construction of the stud wall.

SPECIFICATIONS

Transfer Shower Floors With Fit-Flo Drain

Model	Part	Nominal Size	Dimensions	Ship	Ship	Carton	Cu. Ft.
				Wt. Lb.	UPS	Dims. In.	
STS-3738	SF03738TS	37"	D x 38" W	46	–	45 x 43 x 10	12
				(940 mm x 965 mm)			

Kit Includes: One code approved compression molded Swanstone floor with molded-in Fit-Flo drain and complete installation instructions.

Packaging: Each floor packed in a rectangular carton.

ACCESSORIES

See page 109 for complete listing of all Universal Design accessories.

STANDARDS AND RATINGS

Class 1A fire rating
American National Standard Institute—ANSI Z124.1.2–2005
International Association of Plumbing and Mechanical Officials (IAPMO)—listed
cUPC listed—Certified to CSA Standard B45 by IAPMO
National Sanitation Foundation-NSF Splash Zone, -NSF Food Zone
American Society for Testing and Materials
National Electrical Manufacturers Association

For a complete list of tests and results see the Technical Data Sheet – page 131.

SUPPORT DOCUMENTS

Installation instructions available on line at www.swanstone.com

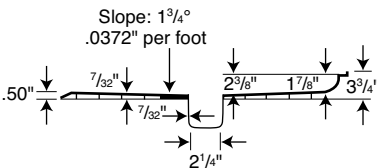
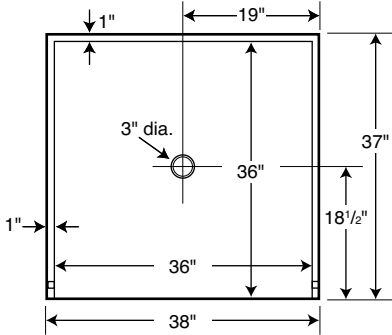


SWANSTONE SHOWER FLOORS

WARRANTY

Limited Lifetime – Residential

Limited 10-year – Commercial



COLORS

(See inside back cover for color sample.)

- White (010)
 - Bone (037)
 - Bisque (018)
 - Almond Galaxy (046)
 - Arctic Granite (035)
 - Barley (091)
 - Bermuda Sand (040)
 - Gray Granite (042)
 - Green Pasture (095)
 - Sierra (094)
 - Tahiti Blue (056)
 - Tahiti Desert (050)
 - Tahiti Evergreen (057)
 - Tahiti Gray (053)
 - Tahiti Ivory (059)
 - Tahiti Matrix (058)
 - Tahiti Rose (052)
 - Tahiti Sand (051)
 - Tahiti Terra (055)
- Tahiti White (011)
 - Cornflower (063)
 - Ironweed (061)
 - Night Sky (012)
 - Purple Sage (064)
 - Wild Indigo (022)
 - Winter Wheat (060)
 - Indian Grass (071)
 - Pebble (072)
 - Seafoam (074)
 - Glacier (121)
 - Prairie (122)
 - Acorn (123)
 - Canyon (124)
 - Cloud White (125)
 - Cloud Bone (126)
 - Baby's Breath (168)
 - Caraway Seed (169)

MAINTENANCE AND CLEANING INFORMATION

Everyday cleaning with liquid cleaners such as Dow or Lysol foaming bubbles, Top Job, Mr. Clean or similar type products with a sponge or Mr. Clean Magic Eraser. To remove hard water stains or mineral build-up, scale removers such as Lime Away, Rust-out or Whink are recommended. Abrasive cleaners are not recommended on shower bases because they are designed with high sheen areas to help prevent soap scum build up. Prolonged scrubbing will dull the surface over time and promote build-up and soap scum. **Do not** use “leave on” cleaning products such as the Automatic Shower Cleaner. Prolonged contact with harsh chemicals could have an adverse reactive over time and discolor your surfaces. **Do not** use cleaning agents that caution use on acrylic, polyester or plastics.



Retrofit Shower Floors

With Fit-Flo Drain

Manufactured from Veritek®
(see page 2 for detailed information)

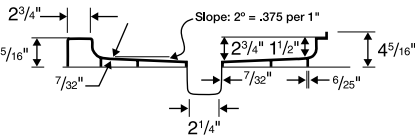
FEATURES

- Will not mold or mildew, no grout to clean
- Coordinates with Swanstone shower and bath walls, vanity tops and wainscoting
- Pebbled, slip-resistant surface
- Made of Veritek with no surface coating to chip or crack
- Without expensive plumbing re-work, this floor can be installed in the same space once occupied by a standard bathtub

Model	Nominal Size	Rough-In Dimensions			
		60"	32"	8"	15"
FR-3260L*	32" x 60"	60-3/8"	32-3/16"	8-3/16"	15-3/16"
FR-3260R**	32" x 60"	60-3/8"	32-3/16"	8-3/16"	15-3/16"

*Retrofit (left side drain) **Retrofit (right side drain)

IMPORTANT: Rough-in dimensions are provided for reference only. You must measure the actual shower floor and check local building code requirements before construction of the stud wall.



SPECIFICATIONS

Retrofit Shower Floors With Fit-Flo Drain

Model	Part	Nominal Size Dimensions	Ship Wt. Lb.	Ship UPS	Carton Dims. In.	Cu. Ft.
FR-3260L	FR3260LM	32" D x 60" W (813 mm x 1524 mm) Retrofit left drain	56	–	66 x 37 x 10	15
FR-3260R	FR3260RM	32" D x 60" W (813 mm x 1524 mm) Retrofit right drain	56	–	66 x 37 x 10	15

Kit Includes: One code approved compression molded Veritek® shower floor with molded-in Fit-Flo drain and complete installation instructions.

Packaging: Each floor packed in a rectangular carton.

STANDARDS AND RATINGS

Class B fire rating
American National Standard Institute—ANSI Z124.1.2–2005
International Association of Plumbing and Mechanical Officials (IAPMO)—listed cUPC listed—Certified to CSA Standard B45 by IAPMO
American Society for Testing and Materials
National Electrical Manufacturers Association

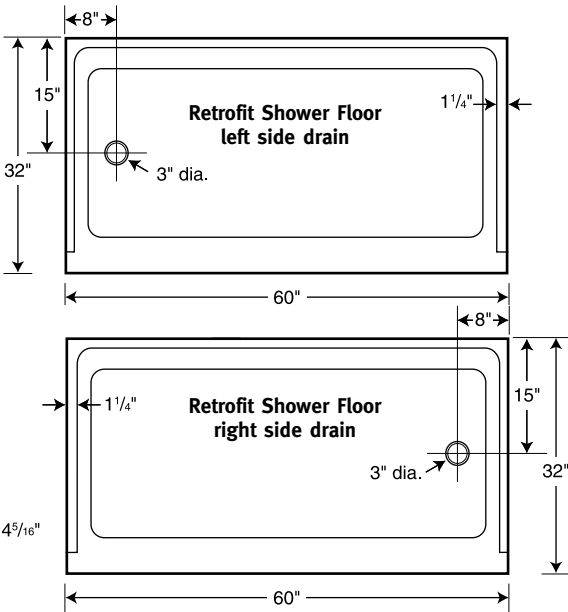
SUPPORT DOCUMENTS

Installation instructions available on line at www.swanstone.com



Veritek® SHOWER FLOORS

WARRANTY
Limited Lifetime – Residential
Limited 5-year – Commercial



COLORS

(See inside back cover for color sample.)

- White (010)
- Bone (037)
- Bisque (018)

MAINTENANCE AND CLEANING INFORMATION

Everyday cleaning with liquid cleaners such as Dow or Lysol foaming bubbles, Top Job, Mr. Clean or similar type products with a sponge or Mr. Clean Magic Eraser. To remove hard water stains or mineral build-up, scale removers such as Lime Away, Rust-out or Whink are recommended. Abrasive cleaners are not recommended on shower bases because they are designed with high sheen areas to help prevent soap scum build up. Prolonged scrubbing will dull the surface over time and promote build-up and soap scum. **Do not** use “leave on” cleaning products such as the Automatic Shower Cleaner. Prolonged contact with harsh chemicals could have an adverse reactive over time and discolor your surfaces. **Do not** use cleaning agents that caution use on acrylic, polyester or plastics.



Single Threshold Shower Floors

With Fit-Flo Drain

Manufactured from Veritek®
(see page 2 for detailed information)

FEATURES

- Will not mold or mildew, no grout to clean
- Coordinates with Swanstone shower and bath walls, vanity tops and wainscoting
- Pebbled, slip-resistant surface
- Made of Veritek with no surface coating to chip or crack

Model	Nominal Size	Rough-In Dimensions			
		A	B	C	D
R-3232	32" x 32"	32-3/8"	32-3/16"	16-3/16"	16-3/16"
R-3248	32" x 48"	48-3/8"	32-3/16"	24-3/16"	16-3/16"
R-3260	32" x 60"	60-3/8"	32-3/16"	30-3/16"	16-3/16"
R-3442	34" x 42"	42-3/8"	34-3/16"	21-3/16"	17-3/16"
R-3448	34" x 48"	48-3/8"	34-3/16"	24-3/16"	17-3/16"
R-3454	34" x 54"	54-3/8"	34-3/16"	27-3/16"	17-3/16"
R-3460	34" x 60"	60-3/8"	34-3/16"	30-3/16"	17-3/16"
R-3636	36" x 36"	36-3/8"	36-3/16"	18-3/16"	18-3/16"
R-4236	42" x 36"	36-3/8"	42-3/16"	18-3/16"	20-3/16"
R-4242	42" x 42"	42-3/8"	42-3/16"	21-3/16"	21-3/16"

Model	A	B	C	D
R-3232	32"	32"	16"	16"
R-3248	48"	32"	24"	16"
R-3260	60"	32"	30"	16"
R-3442	42"	34"	21"	17"
R-3448	48"	34"	24"	17"
R-3454	54"	34"	27"	17"
R-3460	60"	34"	30"	17"
R-3636	36"	36"	18"	18"
R-4236	36"	42"	18"	20"
R-4242	42"	42"	21"	21"

IMPORTANT: Rough-in dimensions are provided for reference only. You must measure the actual shower floor and check local building code requirements before construction of the stud wall.

SPECIFICATIONS

Single Threshold Shower Floors With Fit-Flo Drain

Model	Part	Nominal Size Dimensions	Ship Wt. Lb.	Ship UPS	Carton Dims. In.	Cu. Ft.
R-3232	FFo3232MD	32" D x 32" W (813 mm x 813 mm)	32	–	38 x 37 x 10	9
R-3248	FFo3248MD	32" D x 48" W (813 mm x 1219 mm)	49	–	54 x 38 x 10	12
R-3260	FFo3260MD	32" D x 60" W (813 mm x 1524 mm) - Center drain	56	–	66 x 37 x 10	15
R-3442	FFo3442MD	34" D x 42" W (864 mm x 1067 mm)	46	–	48 x 40 x 10	12
R-3448	FFo3448MD	34" D x 48" W (864 mm x 1219 mm)	47	–	54 x 39 x 10	13
R-3454	FFo3454MD	34" D x 54" W (864 mm x 1372 mm)	55	–	60 x 40 x 10	14
R-3460	FFo3460MD	34" D x 60" W (864 mm x 1524 mm)	63	–	66 x 40 x 10	16
R-3636	FFo3636MD	36" D x 36" W (914 mm x 914 mm)	40	–	42 x 41 x 10	10
R-4236	FFo4236MD	42" D x 36" W (1067 mm x 914 mm)	44	–	47 x 42 x 10	12
R-4242	FFo4242MD	42" D x 42" W (1067 mm x 1067 mm)	53	–	48 x 48 x 10	14

Kit Includes: One code approved compression molded Veritek® shower floor with molded-in Fit-Flo drain and complete installation instructions.

Packaging: Each floor packed in a rectangular carton.

STANDARDS AND RATINGS

Class B fire rating
American National Standard Institute—ANSI Z124.1.2–2005
International Association of Plumbing and Mechanical Officials (IAPMO)—listed cUPC listed—Certified to CSA Standard B45 by IAPMO
American Society for Testing and Materials
National Electrical Manufacturers Association

SUPPORT DOCUMENTS

Installation instructions available on line at www.swanstone.com



Veritek® SHOWER FLOORS

WARRANTY
Limited Lifetime – Residential
Limited 5-year – Commercial

COLORS

(See inside back cover for color sample.)

- White (010)
- Bone (037)
- Bisque (018)

MAINTENANCE AND CLEANING INFORMATION

Everyday cleaning with liquid cleaners such as Dow or Lysol foaming bubbles, Top Job, Mr. Clean or similar type products with a sponge or Mr. Clean Magic Eraser. To remove hard water stains or mineral build-up, scale removers such as Lime Away, Rust-out or Whink are recommended. Abrasive cleaners are not recommended on shower bases because they are designed with high sheen areas to help prevent soap scum build up. Prolonged scrubbing will dull the surface over time and promote build-up and soap scum. **Do not** use “leave on” cleaning products such as the Automatic Shower Cleaner. Prolonged contact with harsh chemicals could have an adverse reactive over time and discolor your surfaces. **Do not** use cleaning agents that caution use on acrylic, polyester or plastics.



Double Threshold Shower Floors
With Fit-Flo Drain

Manufactured from Veritek®
(see page 2 for detailed information)

FEATURES

- Will not mold or mildew, no grout to clean
- Coordinates with Swanstone shower and bath walls, vanity tops and wainscoting
- Pebbled, slip-resistant surface
- Made of Veritek with no surface coating to chip or crack

Model	Nominal Size	Rough-In Dimensions			
		36"	36"	18"	18"
R-36DTF	36" x 36"	36-1/16"	36-1/16"	18-3/16"	18-3/16"

IMPORTANT: Rough-in dimensions are provided for reference only. You must measure the actual shower floor and check local building code requirements before construction of the stud wall.

SPECIFICATIONS

Double Threshold Shower Floors With Fit-Flo Drain

Model	Part	Nominal Size Dimensions	Ship Wt. Lb.	Ship UPS	Carton Dims. In.	Cu. Ft.
R-36DTF	FD03636MD	36" D x 36" W (914 mm x 914 mm)	44	–	42 X 41 X 10	10

Kit Includes: One code approved compression molded Veritek® shower floor with molded-in Fit-Flo drain and complete installation instructions.

Packaging: Each floor packed in a rectangular carton.

STANDARDS AND RATINGS

Class B fire rating
American National Standard Institute—ANSI Z124.1.2–2005
International Association of Plumbing and Mechanical Officials (IAPMO)—listed cUPC listed—Certified to CSA Standard B45 by IAPMO
American Society for Testing and Materials
National Electrical Manufacturers Association

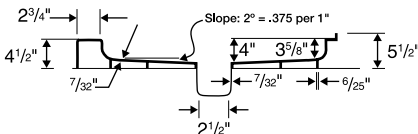
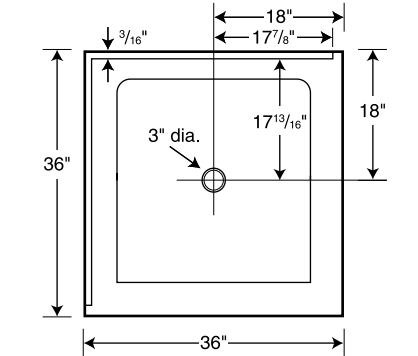
SUPPORT DOCUMENTS

Installation instructions available on line at www.swanstone.com



Veritek® SHOWER FLOORS

WARRANTY
Limited Lifetime – Residential
Limited 5-year – Commercial



COLORS

(See inside back cover for color sample.)

- White (010)
- Bone (037)
- Bisque (018)

MAINTENANCE AND
CLEANING INFORMATION

Everyday cleaning with liquid cleaners such as Dow or Lysol foaming bubbles, Top Job, Mr. Clean or similar type products with a sponge or Mr. Clean Magic Eraser. To remove hard water stains or mineral build-up, scale removers such as Lime Away, Rust-out or Whink are recommended. Abrasive cleaners are not recommended on shower bases because they are designed with high sheen areas to help prevent soap scum build up. Prolonged scrubbing will dull the surface over time and promote build-up and soap scum. **Do not** use “leave on” cleaning products such as the Automatic Shower Cleaner. Prolonged contact with harsh chemicals could have an adverse reactive over time and discolor your surfaces. **Do not** use cleaning agents that caution use on acrylic, polyester or plastics.



NEO Angle Shower Floors
With Fit-Flo Drain

Manufactured from Veritek®
(see page 2 for detailed information)

FEATURES

- Will not mold or mildew, no grout to clean
- Coordinates with Swanstone shower and bath walls, vanity tops and wainscoting
- Pebbled, slip-resistant surface
- Made of Veritek with no surface coating to chip or crack

Model	Nominal Size	Rough-In Dimensions			
		A	B	25"	12"
R-36NEO	36" x 36"	36-1/8"	18-3/16"	25-1/8"	12-3/16"
R-38NEO	38" x 38"	38-1/8"	20-3/16"	25-1/8"	12-3/16"

IMPORTANT: Rough-in dimensions are provided for reference only. You must measure the actual shower floor and check local building code requirements before construction of the stud wall.

SPECIFICATIONS

NEO Angle Shower Floors With Fit-Flo Drain

Model	Part	Nominal Size Dimensions	Ship Wt. Lb.	Ship UPS	Carton Dims. In.	Cu. Ft.
R-36NEO	FN00036MD	36" D x 36" W (914 mm x 914 mm)	40	–	42 X 42 X 10	11
R-38NEO	FN00038MD	38" D x 38" W (965 mm x 965 mm)	44	–	44 X 43 X 10	11

Kit Includes: One code approved compression molded Veritek® shower floor with molded-in Fit-Flo drain and complete installation instructions.

Packaging: Each floor packed in a rectangular carton.

STANDARDS AND RATINGS

Class B fire rating
American National Standard Institute—ANSI Z124.1.2–2005
International Association of Plumbing and Mechanical Officials (IAPMO)—listed cUPC listed—Certified to CSA Standard B45 by IAPMO
American Society for Testing and Materials
National Electrical Manufacturers Association

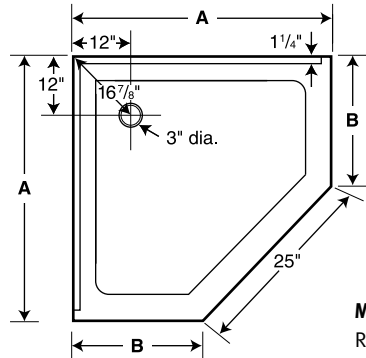
SUPPORT DOCUMENTS

Installation instructions available on line at www.swanstone.com

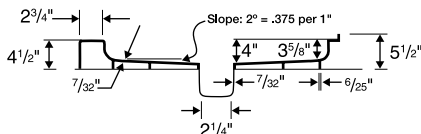


Veritek® SHOWER FLOORS

WARRANTY
Limited Lifetime – Residential
Limited 5-year – Commercial



Model	A	B
R-36 NEO	36"	18"
R-38 NEO	38"	20"



COLORS

(See inside back cover for color sample.)

- White (010)
- Bone (037)
- Bisque (018)

MAINTENANCE AND
CLEANING INFORMATION

Everyday cleaning with liquid cleaners such as Dow or Lysol foaming bubbles, Top Job, Mr. Clean or similar type products with a sponge or Mr. Clean Magic Eraser. To remove hard water stains or mineral build-up, scale removers such as Lime Away, Rust-out or Whink are recommended. Abrasive cleaners are not recommended on shower bases because they are designed with high sheen areas to help prevent soap scum build up. Prolonged scrubbing will dull the surface over time and promote build-up and soap scum. **Do not** use “leave on” cleaning products such as the Automatic Shower Cleaner. Prolonged contact with harsh chemicals could have an adverse reactive over time and discolor your surfaces. **Do not** use cleaning agents that caution use on acrylic, polyester or plastics.



Barrier Free Shower Floors

With Fit-Flo Drain

Manufactured from Veritek®
(see page 2 for detailed information)

FEATURES

- Will not mold or mildew, no grout to clean
- Coordinates with Swanstone shower and bath systems
- Slip-resistant surface
- Made of Veritek with no surface coating to chip or crack
- FBF-3060 Can be recessed for flush mounting or can be used with a ramp.



Model	Nominal Size	Rough-In Dimensions			
		60"	30"	8"	15"
FBF-3060L	30" x 60"	60-3/8"	30-3/16"	8-3/16"	15-3/16"
Barrier Free (left side drain)					
FBF-3060R	30" x 60"	60-3/8"	30-3/16"	8-3/16"	15-3/16"
Barrier Free (right side drain)					

IMPORTANT: Rough-in dimensions are provided for reference only. You must measure the actual shower floor and check local building code requirements before construction of the stud wall.

SPECIFICATIONS

Barrier Free Shower Floors With Fit-Flo Drain						
Model	Part	Nominal Size Dimensions	Ship Wt. Lb.	Ship UPS	Carton Dims. In.	Cu. Ft.
FBF-3060L	FB03060LM	30" D x 60" W – Left Drain (762 mm x 1524 mm)	64	–	66 x 36 x 10	14
FBF-3060R	FB03060RM	30" D x 60" W – Right Drain (762 mm x 1524 mm)	64	–	66 x 36 x 10	14
FBF-1260	FB01260	12" D x 60" W – Ramp (306 mm x 1524 mm)	25	–	66 x 14 x 2	1.07

Kit Includes: One code approved compression molded Veritek® shower floor with molded-in Fit-Flo drain and complete installation instructions.

Packaging: Each floor packed in a rectangular carton.

ACCESSORIES

See page 109 for complete listing of all Universal Design accessories.

STANDARDS AND RATINGS

Class B fire rating
American National Standard Institute—ANSI Z124.1.2–2005
International Association of Plumbing and Mechanical Officials (IAPMO)—listed
cUPC listed—Certified to CSA Standard B45 by IAPMO
American Society for Testing and Materials
National Electrical Manufacturers Association

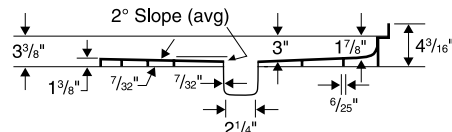
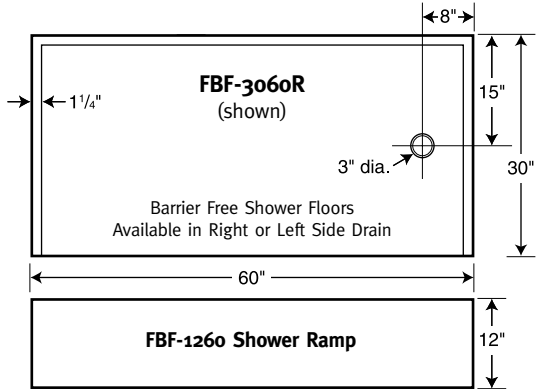
SUPPORT DOCUMENTS

Installation instructions available on line at www.swanstone.com



Veritek® SHOWER FLOORS

WARRANTY
Limited Lifetime – Residential
Limited 5-year – Commercial



COLORS

(See inside back cover for color sample.)

- White (010)
- Bone (037)
- Bisque (018)

MAINTENANCE AND CLEANING INFORMATION

Everyday cleaning with liquid cleaners such as Dow or Lysol foaming bubbles, Top Job, Mr. Clean or similar type products with a sponge or Mr. Clean Magic Eraser. To remove hard water stains or mineral build-up, scale removers such as Lime Away, Rust-out or Whink are recommended. Abrasive cleaners are not recommended on shower bases because they are designed with high sheen areas to help prevent soap scum build up. Prolonged scrubbing will dull the surface over time and promote build-up and soap scum. **Do not** use “leave on” cleaning products such as the Automatic Shower Cleaner. Prolonged contact with harsh chemicals could have an adverse reactive over time and discolor your surfaces. **Do not** use cleaning agents that caution use on acrylic, polyester or plastics.



Transfer Shower Floors

With Fit-Flo Drain

Manufactured from Veritek®
(see page 2 for detailed information)

FEATURES

- Will not mold or mildew, no grout to clean
- Coordinates with Swanstone shower and bath systems
- Slip-resistant surface
- Made of Veritek with no surface coating to chip or crack



Model	Nominal Size	Rough-In Dimensions			
		38"	37"	19"	18-1/2"
FTS-3738	37" x 38"	38-3/8"	37-3/16"	19-3/16"	18-9/16"
Shower Transfer Floor					

IMPORTANT: Rough-in dimensions are provided for reference only. You must measure the actual shower floor and check local building code requirements before construction of the stud wall.

SPECIFICATIONS

Transfer Shower Floors With Fit-Flo Drain						
Model	Part	Nominal Size Dimensions	Ship Wt. Lb.	Ship UPS	Carton Dims. In.	Cu. Ft.
FTS-3738	FF03738MD	37" D x 38" W (940 mm x 965 mm)	46	–	45 x 43 x 10	12

Kit Includes: One code approved compression molded Veritek® shower floor with molded-in Fit-Flo drain and complete installation instructions.

Packaging: Each floor packed in a rectangular carton.

ACCESSORIES

See page 109 for complete listing of all Universal Design accessories.

STANDARDS AND RATINGS

Class B fire rating
American National Standard Institute—ANSI Z124.1.2–2005
International Association of Plumbing and Mechanical Officials (IAPMO)—listed
cUPC listed—Certified to CSA Standard B45 by IAPMO
American Society for Testing and Materials
National Electrical Manufacturers Association

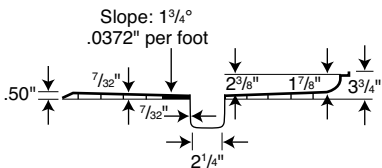
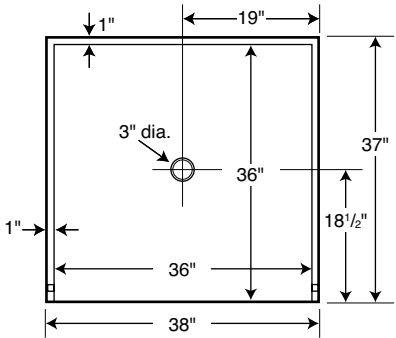
SUPPORT DOCUMENTS

Installation instructions available on line at www.swanstone.com



Veritek® SHOWER FLOORS

WARRANTY
Limited Lifetime – Residential
Limited 5-year – Commercial



COLORS

(See inside back cover for color sample.)

- White (010)
- Bone (037)
- Bisque (018)

MAINTENANCE AND CLEANING INFORMATION

Everyday cleaning with liquid cleaners such as Dow or Lysol foaming bubbles, Top Job, Mr. Clean or similar type products with a sponge or Mr. Clean Magic Eraser. To remove hard water stains or mineral build-up, scale removers such as Lime Away, Rust-out or Whink are recommended. Abrasive cleaners are not recommended on shower bases because they are designed with high sheen areas to help prevent soap scum build up. Prolonged scrubbing will dull the surface over time and promote build-up and soap scum. **Do not** use “leave on” cleaning products such as the Automatic Shower Cleaner. Prolonged contact with harsh chemicals could have an adverse reactive over time and discolor your surfaces. **Do not** use cleaning agents that caution use on acrylic, polyester or plastics.

TUB & SHOWER



Shower Floor Threshold (34" Models)

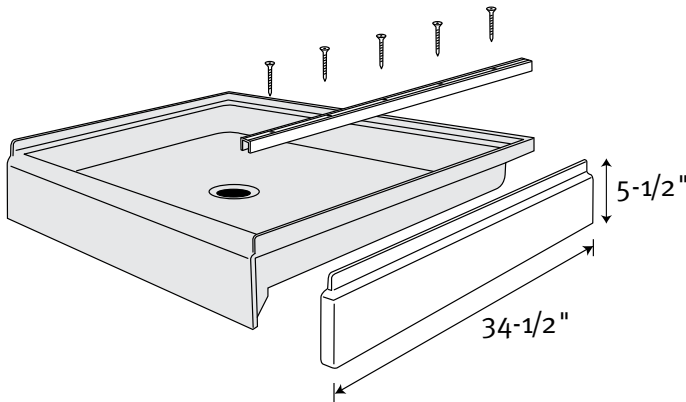
SHOWER FLOORS

Manufactured from Swanstone solid surface and Veritek®
(see page 2 for detailed information)

FEATURES

SWANSTONE

- Reinforced solid surface means color and texture run all the through and cannot wear away
- Will not mold or mildew, no grout to clean
- Coordinates with Swanstone shower systems
- Designed to convert 34" deep, or smaller, Swanstone single threshold shower floor to a double threshold shower floor



Shower Floor Threshold For All 34" Models

Recommended for high use traffic areas and commercial surfaces

FEATURES

Veritek®

- Will not mold or mildew, no grout to clean
- Coordinates with Swanstone shower systems
- Made of Veritek with no surface coating to chip or crack
- Designed to convert 34" deep, or smaller, Swanstone single threshold shower floor to a double threshold shower floor

SPECIFICATIONS

SS-34SK & R-34SK Shower Floor Threshold For All 34" Models

Model	Part	Material	Ship Wt. Lb.	Ship UPS	Carton Dims. In.	Cu. Ft.
SS-34SK	SS00034FS	Swanstone	12	UPS	35 x 6 x 2	.24
R-34SK	SF00034FS	Veritek	12	UPS	35 x 6 x 2	.24

Kit Includes: Hardware and complete installation instructions.

Packaging: Each shower floor threshold packed in a rectangular carton.

STANDARDS AND RATINGS

Class B fire rating
American National Standard Institute—ANSI Z124.1.2—2005
International Association of Plumbing and Mechanical Officials (IAPMO)—listed cUPC listed—Certified to CSA Standard B45 by IAPMO
American Society for Testing and Materials
National Electrical Manufacturers Association

For a complete list of tests and results see the Technical Data Sheet – page 131.

SUPPORT DOCUMENTS

Installation instructions available on line at www.swanstone.com



Accessories Chart

UNIVERSAL DESIGN ACCESSORIES



BARRIER FREE & TRANSFER SHOWER FLOOR ACCESSORIES

Model	Part	Dimensions	Ship Wt. Lb.	Ship UPS	Carton Dims. In.	Cu. Ft.
-------	------	------------	--------------	----------	------------------	---------

Thresholds

BF-6000 Aluminum Removable Threshold

BF-6000	BF6000		5	UPS	61 x 2 x 2	.14
---------	--------	--	---	-----	------------	-----

BF-FT Barrier Free Flexible Threshold

BF-FT	BF60000FT	Vinyl Strip 1-1/4" x 1" / Aluminum Ext. 3/4"	5	UPS	60 x 2 x 2	.14
-------	-----------	--	---	-----	------------	-----

Folding Shower Seats

BF-2300R Folding Shower Seat, Right Side Wall Installation (White Only)

BF-2300R	BF00023RH	23-1/2" W x 21" D (597 mm x 572 mm)	21	UPS	30 x 26 x 6	2.71
----------	-----------	--	----	-----	-------------	------

Mounting materials not included

BF-2300L Folding Shower Seat, Left Side Wall Installation (White Only)

BF-2300L	BF00023LH	23-1/2" W x 21" D (597 mm x 572 mm)	21	UPS	30 x 26 x 6	2.71
----------	-----------	--	----	-----	-------------	------

Mounting materials not included

Grab Bars

BF-2448 L-Shaped Stainless Steel Grab Bar

For Use When Shower Seat Is Installed On Either Side

BF-2448	BF02448	24" D x 48" L (610 mm x 1219 mm)	9	UPS	51 x 26 x 4	3.07
---------	---------	-------------------------------------	---	-----	-------------	------

BF-5024 Straight Stainless Steel Grab Bar

For Use When Shower Seat Is Installed On Back Wall

BF-5024	BF05024	24" L (610 mm)	3	UPS	31 x 4 x 4	.29
---------	---------	----------------	---	-----	------------	-----

BF-5048 Straight Stainless Steel Grab Bar

For Use When Shower Seat Is Installed On Back Wall

BF-5048	BF05048	48" L (1219 mm)	5	UPS	51 x 4 x 4	.47
---------	---------	-----------------	---	-----	------------	-----

BF-5072 Grab Bar Kit

For Use When Shower Seat Is Installed On Back Wall

BF-5072	BF05072		8		51 x 8 x 4	.94
---------	---------	--	---	--	------------	-----

Kit includes Stainless Steel Grab Bars, BF-5024 and BF-5048

GB-0014 Straight Stainless Steel Grab Bar

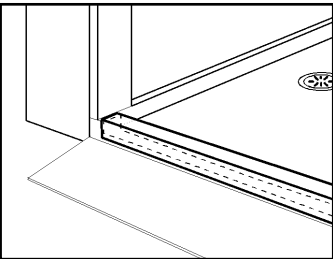
For Use With Transfer Shower Floor

GB-0014	GB00014	14" L (356 mm)	5	UPS	5 x 5 x 51	.74
---------	---------	----------------	---	-----	------------	-----

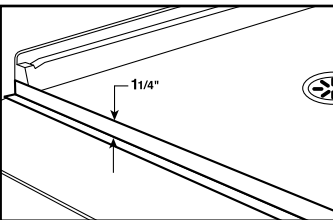
GB-1432 "L-Shaped" Stainless Steel Grab Bar

For Use When Shower Seat Is Installed On Either Side Wall

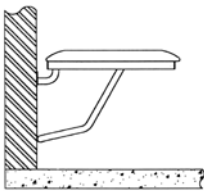
GB-1432	GB01432	14" x 32" (356 mm x 813 mm)	9	UPS	51 x 26 x 4	3.07
---------	---------	-----------------------------	---	-----	-------------	------



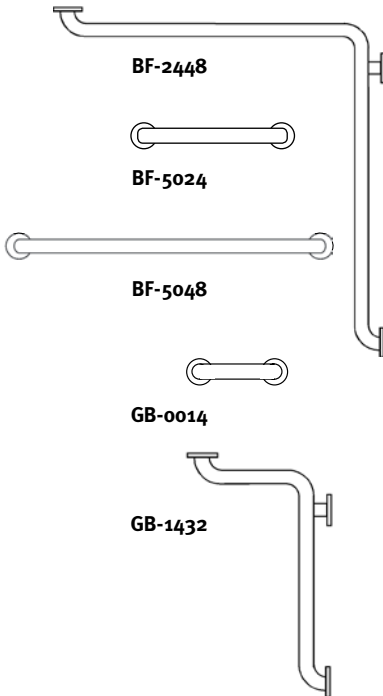
BF-6000 Aluminum Removable Threshold



BF-FT Barrier Free Flexible Threshold



BF-2300L 23-1/2" W x 21"D



TUB & SHOWER

LAUNDRY TUBS & UTILITIES





MF-1F & MF-1W Single Laundry Tubs

LAUNDRY TUBS AND UTILITIES

Manufactured from Veritek®
(see page 2 for detailed information)

WARRANTY
Limited 1-year – Residential
Limited 1-year – Commercial

FEATURES

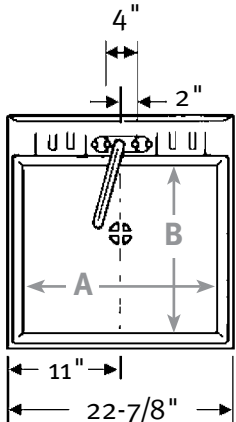
- Made of sturdy Veritek with no surface coating to chip or crack
- Will not mold or mildew

MF-1F Floor Model

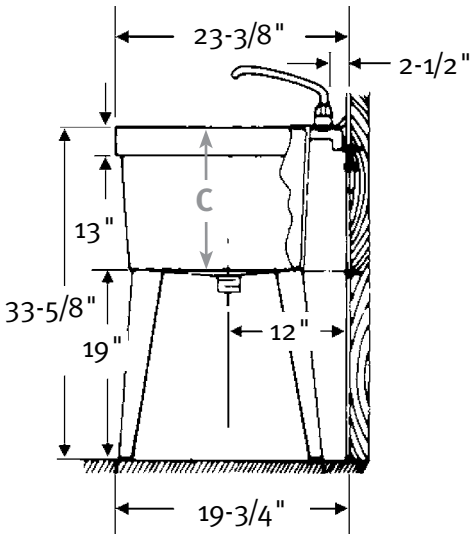
- 4 angular steel or white legs
- Pre-drilled 4" centers
- Installed drain
- 22 gallon capacity (83L)
- Molded-in wash board

MF-1W Wall Mounted Model

- Wall bracket assembly
- Pre-drilled 4" centers
- Installed drain
- 22 gallon capacity (83L)
- Molded-in wash board



MF-1F Floor Model
23-3/8" D x 22-7/8" W
(594 mm x 581 mm)
A 22", B 19-1/8", C 12-3/4"



SPECIFICATIONS

MF-1F & MF-1W Veritek® Single Laundry Tubs

Model	Part	Dimensions	Ship Wt. Lb.	Ship UPS	Carton Dims. In.	Cu. Ft.
MF-1F Floor Model	MF10000FM	23-3/8" D x 22-7/8" W (594 mm x 581 mm)	28	UPS	24 x 23 x 17	5.43
MF-1PF Floor Model	MF10000PF	23-3/8" D x 22-7/8" W (594 mm x 581 mm)	28	UPS	24 x 24 x 24	8
MF-1W Wall Model w/Hanger	MF10000WM	23-3/8" D x 22-7/8" W (594 mm x 581 mm)	28	UPS	24 x 23 x 17	5.43
MF-1F-6PK Floor Model	MF1000006	23-3/8" D x 22-7/8" W (594 mm x 581 mm)	113	—	40 x 24 x 23	12.78
MF-1W-6PK Wall Model	MF1000006	23-3/8" D x 22-7/8" W (594 mm x 581 mm)	113	—	40 x 24 x 23	12.78

MF-1F Includes: One single tub, factory installed drain, one set of angular steel legs (4) with hardware and complete installation instructions. MF-1PF has white legs.

MF-1W Includes: One single tub, factory installed drain, wall bracket assembly and complete installation instructions.

Packaging: Packed in individual cartons.

STANDARDS AND RATINGS

American National Standard Institute—ANSI Z124.6
International Association of Plumbing and Mechanical Officials (IAPMO)—listed cUPC listed—Certified to CSA Standard B45 by IAPMO
American Society for Testing and Materials
National Electrical Manufacturers Association

SUPPORT DOCUMENTS

Installation instructions available on line at www.swanstone.com



COLORS

(See inside back cover for color sample.)

- White (010)

MAINTENANCE AND CLEANING INFORMATION

Everyday cleaning with liquid cleaners such as Dow or Lysol foaming bubbles, Top Job, Mr. Clean or similar type products with a sponge or Mr. Clean Magic Eraser. To remove hard water stains or mineral build-up, scale removers such as Lime Away, Rust-out or Whink are recommended. **Do not** use abrasive cleaners or pads such as Ajax, Comet, SOS, Brillo or other similar metal scouring pads.



MF-2F & MF-2W Double Laundry Tubs

LAUNDRY TUBS AND UTILITIES

Manufactured from Veritek®
(see page 2 for detailed information)

WARRANTY
Limited 1-year – Residential
Limited 1-year – Commercial

FEATURES

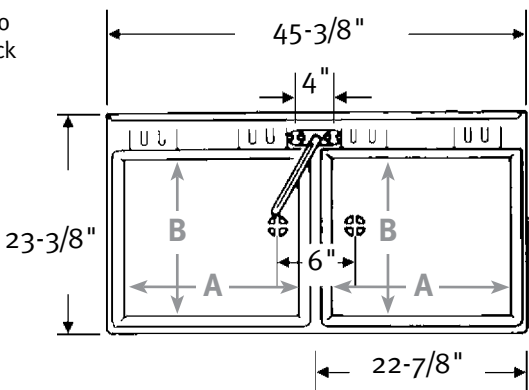
- Made of sturdy Veritek with no surface coating to chip or crack
- Will not mold or mildew

MF-2F Floor Model

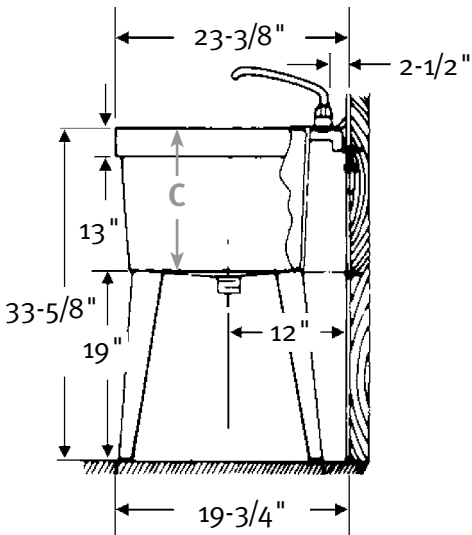
- 4 angular steel legs
- Pre-drilled 4" centers
- Installed drain
- 44 gallon capacity (166L)
- Molded-in wash board

MF-2W Wall Mounted Model

- Wall bracket assembly
- Pre-drilled 4" centers
- Installed drain
- 44 gallon capacity (166L)
- Molded-in wash board



MF-2F Floor Model
23-3/8" D x 45-3/8" W
(594 mm x 1153 mm)
A 22", B 19-1/8", C 13-5/8"



SPECIFICATIONS

MF-2F & MF-2W Veritek® Double Laundry Tubs

Model	Part	Dimensions	Ship Wt. Lb.	Ship UPS	Carton Dims. In.	Cu. Ft.
MF-2F Floor Model	MF20000FM	23-3/8" D x 45-3/8" W (594 mm x 1153 mm)	49	UPS	47 x 24 x 18	11.75
MF-2W Wall Model	MF20000WM	23-3/8" D x 45-3/8" W (594 mm x 1153 mm)	49	UPS	47 x 24 x 18	11.75

MF-2F Includes: One double tub, factory installed drain, one set of angular steel legs (4) with hardware, twin waste and complete installation instructions.

MF-2W Includes: One double tub, factory installed drain, wall bracket assembly, twin waste and complete installation instructions.

Packaging: Packed in individual cartons only. Not available in 6-pack.

STANDARDS AND RATINGS

American National Standard Institute—ANSI Z124.6
International Association of Plumbing and Mechanical Officials (IAPMO)—listed cUPC listed—Certified to CSA Standard B45 by IAPMO
American Society for Testing and Materials
National Electrical Manufacturers Association

SUPPORT DOCUMENTS

Installation instructions available on line at www.swanstone.com



COLORS

(See inside back cover for color sample.)

- White (010)

MAINTENANCE AND CLEANING INFORMATION

Everyday cleaning with liquid cleaners such as Dow or Lysol foaming bubbles, Top Job, Mr. Clean or similar type products with a sponge or Mr. Clean Magic Eraser. To remove hard water stains or mineral build-up, scale removers such as Lime Away, Rust-out or Whink are recommended. **Do not** use abrasive cleaners or pads such as Ajax, Comet, SOS, Brillo or other similar metal scouring pads.



ST-1F & ST-1W Single Laundry Tubs

LAUNDRY TUBS AND UTILITIES

Manufactured from Veritek®
(see page 2 for detailed information)

WARRANTY
Limited 1-year – Residential
Limited 1-year – Commercial

FEATURES

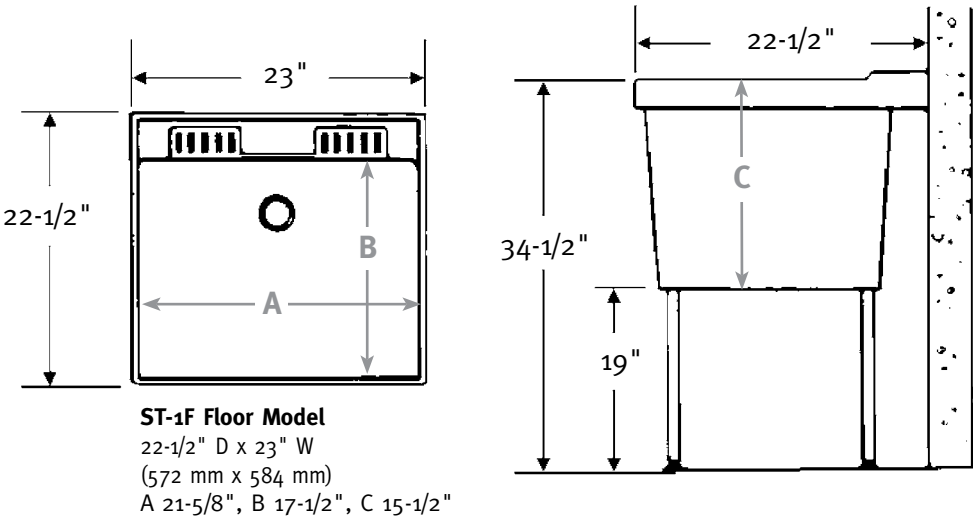
- Made of sturdy Veritek with no surface coating to chip or crack
- Will not mold or mildew
- 4" & 8" centers marked but not drilled

ST-1F Floor Model

- 4 chrome-plated tubular steel legs
- 22 gallon capacity (83L)

ST-1W Wall Mounted Model

- Wall bracket assembly
- 22 gallon capacity (83L)



SPECIFICATIONS

COLORS

(See inside back cover for color sample.)
• White (010)

ST-1F & ST-1W Veritek® Single Laundry Tubs

Model	Part	Dimensions	Ship Wt. Lb.	Ship UPS	Carton Dims. In.	Cu. Ft.
ST-1F Floor Model	ST10000FM	22-1/2" D x 23" W (572 mm x 584 mm)	24	UPS	24 x 23 x 17	5.43
ST-1W Wall Model w/Hanger	ST10000WM	22-1/2" D x 23" W (572 mm x 584 mm)	25	UPS	24 x 23 x 17	5.43
ST-1F-6PK Floor Model	ST1000006	22-1/2" D x 23" W (572 mm x 584 mm)	94	—	40 x 24 x 23	12.78
ST-1W-6PK Wall Model	ST1000006	22-1/2" D x 23" W (572 mm x 584 mm)	94	—	40 x 24 x 23	12.78

ST-1F Includes: One single tub, one set of tubular steel legs (4) with hardware, drain and complete installation instructions.
ST-1W Includes: One single tub, wall bracket assembly, drain and complete installation instructions.
Packaging: Packed in individual cartons.

ST-1F-6PK Includes: Six-pack single tubs, tubular steel legs (24) with hardware, drains and complete installation instructions.
ST-1W-6PK Includes: Six-pack single tubs, wall bracket assemblies (6) with hardware, drains and complete installation instructions.
Packaging: Packed in 6-packs. Requires two cartons: one for tubs; one for legs.
Packaging: Packed in 6-packs. Requires two cartons: one for tubs; one for wall bracket assemblies.

STANDARDS AND RATINGS

American National Standard Institute—ANSI Z124.6
International Association of Plumbing and Mechanical Officials (IAPMO)—listed
cUPC listed—Certified to CSA Standard B45 by IAPMO
American Society for Testing and Materials
National Electrical Manufacturers Association

MAINTENANCE AND CLEANING INFORMATION

Everyday cleaning with liquid cleaners such as Dow or Lysol foaming bubbles, Top Job, Mr. Clean or similar type products with a sponge or Mr. Clean Magic Eraser. To remove hard water stains or mineral build-up, scale removers such as Lime Away, Rust-out or Whink are recommended. **Do not** use abrasive cleaners or pads such as Ajax, Comet, SOS, Brillo or other similar metal scouring pads.

SUPPORT DOCUMENTS

Installation instructions available on line at www.swanstone.com



DIT Single Drop-In Laundry Tub

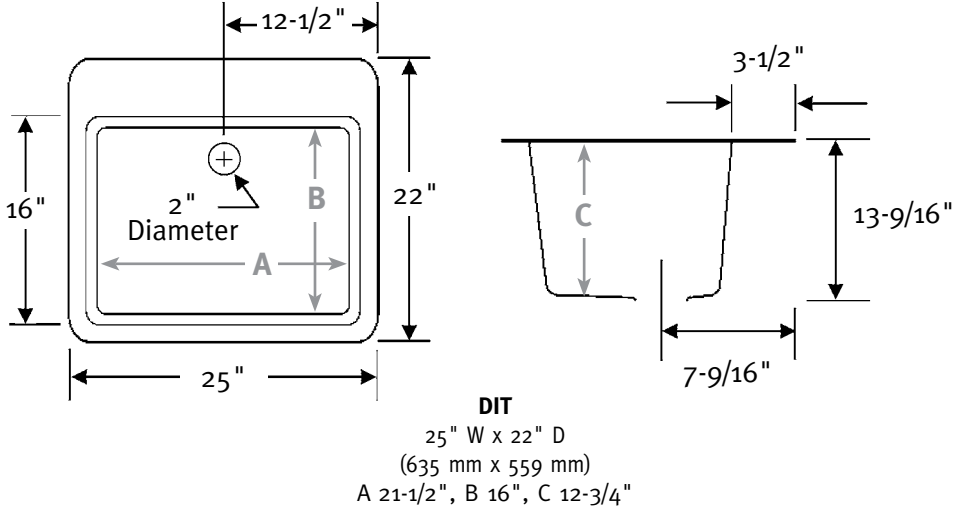
LAUNDRY TUBS AND UTILITIES

Manufactured from Veritek®
(see page 2 for detailed information)

WARRANTY
Limited 1-year – Residential
Limited 1-year – Commercial

FEATURES

- Made of sturdy Veritek with no surface coating to chip or crack
- Will not mold or mildew
- Available in solid and aggregate colors
- Flat deck—allows for a variety of faucet applications (4" & 8" centers marked but not drilled)
- 17 1/2 gallon capacity
- Installs into countertop for an upgrade laundry room look



SPECIFICATIONS

DIT Single, Self-Rimming Drop-In Laundry Tub

Model	Part	Dimensions	Ship Wt. Lb.	Ship UPS	Carton Dims. In.	Cu. Ft.
DIT	Dl00000	25" W x 22" D (635 mm x 559 mm)	18	UPS	26 x 23 x 16	5.43
Fits opening of 23-5/8" W x 20-5/8" D (600 mm x 524 mm)						
DIT-6pk	Dl0000006	25" W x 22" D	89	—	39 x 26 x 23	13.5

DIT Includes: One single tub and drain with hardware for countertop attachment, and complete installation instructions.
Packaging: Packed in individual cartons.

DIT-6pk Includes: Six single tubs and drains with hardware for countertop attachment, and complete installation instructions.
Packaging: Packed in 6-packs.

STANDARDS AND RATINGS

American National Standard Institute—ANSI Z124.6
International Association of Plumbing and Mechanical Officials (IAPMO)—listed
cUPC listed—Certified to CSA Standard B45 by IAPMO
American Society for Testing and Materials
National Electrical Manufacturers Association

MAINTENANCE AND CLEANING INFORMATION

Everyday cleaning with liquid cleaners such as Dow or Lysol foaming bubbles, Top Job, Mr. Clean or similar type products with a sponge or Mr. Clean Magic Eraser. To remove hard water stains or mineral build-up, scale removers such as Lime Away, Rust-out or Whink are recommended. **Do not** use abrasive cleaners or pads such as Ajax, Comet, SOS, Brillo or other similar metal scouring pads.

SUPPORT DOCUMENTS

Installation instructions available on line at www.swanstone.com





DIT-S Single Drop-In Laundry Tub

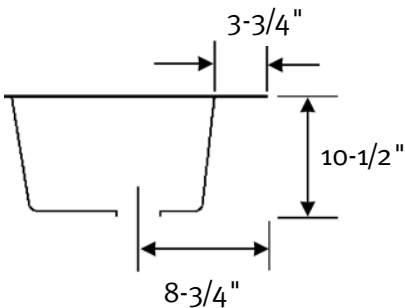
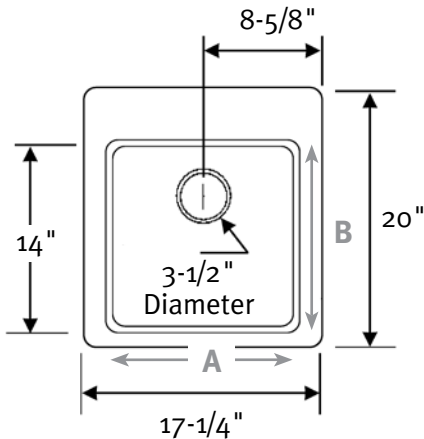
LAUNDRY TUBS AND UTILITIES

Manufactured from Veritek®
(see page 2 for detailed information)

WARRANTY
Limited 1-year – Residential
Limited 1-year – Commercial

FEATURES

- Made of sturdy Veritek with no surface coating to chip or crack
- Will not mold or mildew
- Available in solid and aggregate colors
- Flat deck—allows for a variety of faucet applications (4" & 8" centers marked but not drilled)
- 7 gallon capacity
- An upgrade countertop laundry tub in a compact size



DIT-S
17-1/4" W x 20" D
(438 mm x 508 mm)
A 14", B 14"

SPECIFICATIONS

DIT-S Single, Self-Rimming Drop-In Laundry Tub						
Model	Part	Dimensions	Ship Wt. Lb.	Ship UPS	Carton Dims. In.	Cu. Ft.
DIT-S	DS20000	17-1/4" W x 20" D (438 mm x 508 mm)	12	UPS	23 x 22 x 14	4.10
Fits opening of 15-5/8" W x 18-5/8" D (403 mm x 473 mm)						
DIT-S-6pk	DL2000006	17-1/4" W x 20" D	66	UPS	28 x 23 x 20	7.46

DIT-S Includes: One single tub with hardware for countertop attachment, and complete installation instructions.

Packaging: Packed in individual cartons.

DIT-S-6pk Includes: Six single tubs and with hardware for countertop attachment, and complete installation instructions.

Packaging: Packed in 6-packs.

STANDARDS AND RATINGS

American National Standard Institute—ANSI Z124.6
International Association of Plumbing and Mechanical Officials (IAPMO)—listed cUPC listed—Certified to CSA Standard B45 by IAPMO
American Society for Testing and Materials
National Electrical Manufacturers Association

SUPPORT DOCUMENTS

Installation instructions available on line at www.swanstone.com



COLORS

(See inside back cover for color sample.)

- White (010)
- Bisque (018)
- Bone (037)
- Gray Granite (042)
- Tahiti Desert (050)

MAINTENANCE AND CLEANING INFORMATION

Everyday cleaning with liquid cleaners such as Dow or Lysol foaming bubbles, Top Job, Mr. Clean or similar type products with a sponge or Mr. Clean Magic Eraser. To remove hard water stains or mineral build-up, scale removers such as Lime Away, Rust-out or Whink are recommended. **Do not** use abrasive cleaners or pads such as Ajax, Comet, SOS, Brillo or other similar metal scouring pads.



SF-1F & SF-1W Single Laundry Tubs

LAUNDRY TUBS AND UTILITIES

Manufactured from Structural Foam

WARRANTY
Limited 1-year – Residential
Limited 1-year – Commercial

FEATURES

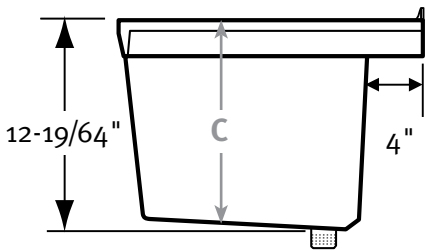
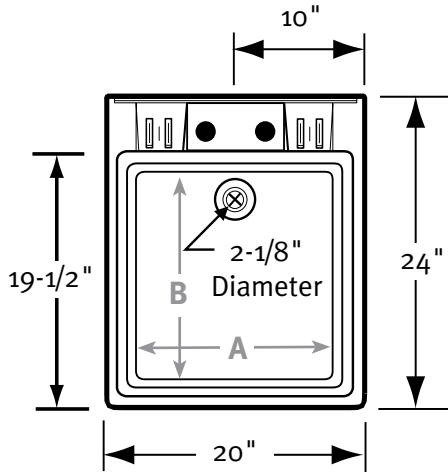
- Molded-in drain and stopper
- Made of structural foam, lightweight but strong
- 4" pre-molded faucet holes

SF-1F Floor Model

- One set of angular steel legs (4)
- 22 gallon capacity (83L)

SF-1W Wall Mounted Model

- Wall bracket assembly
- 22 gallon capacity (83L)



SF-1W Wall Mounted Model
24" D x 20" W (610 mm x 508 mm)
A 19-1/8", B 19-1/2", C 12"

SPECIFICATIONS

SF-1F & SF-1W Structural Foam Single Laundry Tubs

Model	Part	Dimensions	Ship Wt. Lb.	Ship UPS	Carton Dims. In.	Cu. Ft.
SF-1F Floor Model	SF10000FM	24" D x 20" W (610 mm x 508 mm)	20	UPS	25 x 22 x 17	5.43
SF-1W Wall Model w/Hanger	SF10000WM	24" D x 20" W (610 mm x 508 mm)	21	UPS	25 x 22 x 17	5.43
SF-1F-6PK Floor Model	SF1000006	24" D x 20" W (610 mm x 508 mm)	82	—	46 x 26 x 22	15.23
SF-1W-6PK Wall Model	SF1000006	24" D x 20" W (610 mm x 508 mm)	82	—	46 x 26 x 22	15.23
SF-1-48PK Wall or Floor Model	SF1000048	24" D x 20" W (610 mm x 508 mm)	1182	—	SKID PACK	—

SF-1F Includes: One single tub, one set of angular steel legs (4) with hardware and complete installation instructions.

SF-1W Includes: One single tub, wall bracket assembly with hardware and complete installation instructions.

Packaging: Packed in individual cartons.

SF-1F-6PK Includes: Six-pack single tubs, angular steel legs (24) with hardware and complete installation instructions. Packaging: Packed in 6-packs. Requires two cartons: one for tubs; one for legs.

SF-1W-6PK Includes: Six-pack single tubs, wall bracket assembly with hardware (6) and complete installation instructions. Packaging: Packed in 6-packs. Requires two cartons: one for tubs; one for wall bracket assemblies.

SF-1-48PK Includes: Forty-eight pack single tubs, angular steel legs (48 sets) with hardware or wall brackets (48) and complete installation instructions. Packaging: Packed on skid.

STANDARDS AND RATINGS

American National Standard Institute—ANSI Z124.6
International Association of Plumbing and Mechanical Officials (IAPMO)—listed cUPC listed—Certified to CSA Standard B45 by IAPMO

SUPPORT DOCUMENTS

Installation instructions available on line at www.swanstone.com



MAINTENANCE AND CLEANING INFORMATION

Everyday cleaning with liquid cleaners such as Dow or Lysol foaming bubbles, Top Job, Mr. Clean or similar type products with a sponge or Mr. Clean Magic Eraser. To remove hard water stains or mineral build-up, scale removers such as Lime Away, Rust-out or Whink are recommended. **Do not** use abrasive cleaners or pads such as Ajax, Comet, SOS, Brillo or other similar metal scouring pads.



PT-1 Polypropylene Laundry Tub

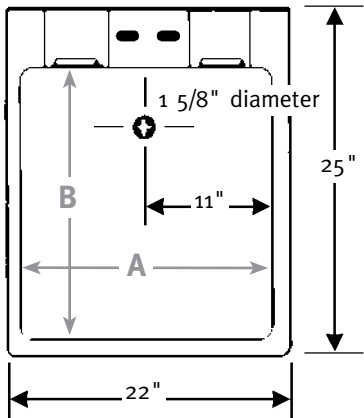
Manufactured from Polypropylene

LAUNDRY TUBS AND UTILITIES

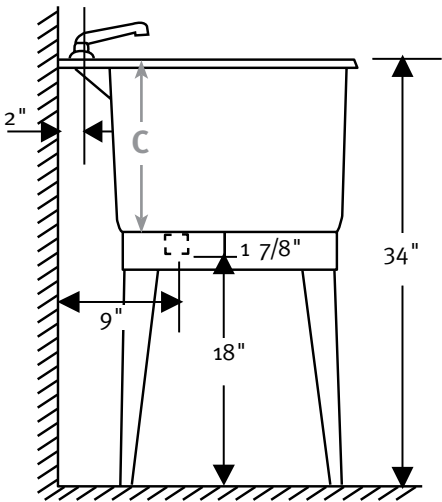
WARRANTY
Limited 1-year – Residential
Limited 1-year – Commercial

FEATURES

- Molded-in drain and stopper
- Made of sturdy polypropylene
- Affordable utility
- One set of angular steel legs (4)
- 22 gallon capacity (83L)
- 4" pre-molded faucet holes



PT-1
25" D x 22" W
(635 mm x 559 mm)
A 20", B 20", C 13-1/2"



SPECIFICATIONS

PT-1 Polypropylene Single Laundry Tub

Model	Part	Dimensions	Wt. Lb.	Ship	Ship	Carton
				UPS	Dims. In.	Cu. Ft.
PT-1 Floor Model	PT10000	25" D x 22" W (635 mm x 559 mm)	15	UPS	26 x 23 x 18	6.23
PT-1-6PK Floor Model	PT1000006	25" D x 22" W (635 mm x 559 mm)	70	UPS	36 x 26 x 24	13.00
PT-1-92PK Floor Model	PT1000092	25" D x 22" W (635 mm x 559 mm)	1182	—	SKID PACK	—

PT-1 Includes: One single tub, one set of angular steel legs (4) with hardware and complete installation instructions.
Packaging: Packed in individual cartons.

PT-1-6PK Includes: Six-pack single tubs, angular steel legs (24) with hardware and complete installation instructions.
Packaging: Packed in two cartons: one for tubs and one for legs.

PT-1-92PK Includes: Ninety-two pack single tubs, angular steel legs with hardware and complete installation instructions.
Packaging: Packed on skid.

STANDARDS AND RATINGS

American National Standard Institute—ANSI Z124.6
International Association of Plumbing and Mechanical Officials (IAPMO)—listed
cUPC listed—Certified to CSA Standard B45 by IAPMO

SUPPORT DOCUMENTS

Installation instructions available on line at www.swanstone.com



MAINTENANCE AND
CLEANING INFORMATION

Everyday cleaning with liquid cleaners such as Dow or Lysol foaming bubbles, Top Job, Mr. Clean or similar type products with a sponge or Mr. Clean Magic Eraser. To remove hard water stains or mineral build-up, scale removers such as Lime Away, Rust-out or Whink are recommended. **Do not** use abrasive cleaners or pads such as Ajax, Comet, SOS, Brillo or other similar metal scouring pads.



MS-2424 Mop Service Sink

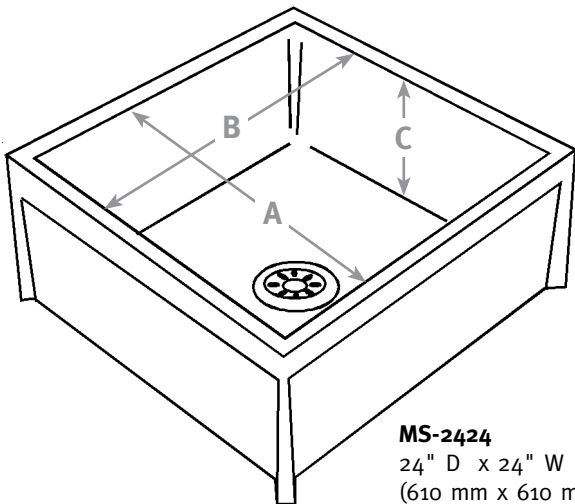
Manufactured from stone composite

MOP SERVICE SINKS

WARRANTY
Limited 1-year – Residential
Limited 1-year – Commercial

FEATURES

- Manufactured from Swanstone's compression molded stone composite
- Includes a 3" IPS cast brass drain and a 3" drain seal gasket (MS-2411)
- Dome strainer and lint basket
- The most impact and stain resistant mop sink available



MS-2424
24" D x 24" W
(610 mm x 610 mm)
A 21-15/16", B 21-15/16", C 9-1/8"

SPECIFICATIONS

MS-2424 Mop Service Sink

Model	Part	Dimensions	Ship	Ship	Carton	Cu. Ft.
			Wt. Lb.	UPS	Dims. In.	
MS-2424	MS02424WA.033	24" D x 24" W (610 mm x 610 mm)	49	UPS	25 x 25 x 13	4.71

Includes: One sink plus one code approved 3" IPS cast brass drain and a 3" rubber drain adapter (MS-2411).
Packaging: Packed in individual cartons.

ACCESSORIES

See page 119 for complete listing of all mop service sink accessories.

STANDARDS AND RATINGS

American National Standard Institute—ANSI Z124.6
International Association of Plumbing and Mechanical Officials (IAPMO)—listed
cUPC listed—Certified to CSA Standard B45 by IAPMO
American Society for Testing and Materials
National Electrical Manufacturers Association

SUPPORT DOCUMENTS

Installation instructions available on line at www.swanstone.com



COLORS

(See inside back cover for color sample.)

- White (010)
- Bermuda Sand (040)

MAINTENANCE AND
CLEANING INFORMATION

Everyday cleaning with liquid cleaners such as Dow or Lysol foaming bubbles, Top Job, Mr. Clean or similar type products with a sponge or Mr. Clean Magic Eraser. To remove hard water stains or mineral build-up, scale removers such as Lime Away, Rust-out or Whink are recommended. **Do not** use abrasive cleaners or pads such as Ajax, Comet, SOS, Brillo or other similar metal scouring pads.



MS-2436 Mop Service Sink

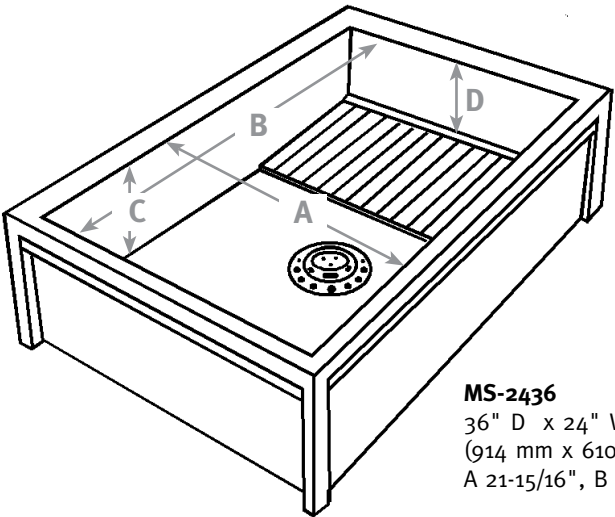
Manufactured from stone composite

MOP SERVICE SINKS

WARRANTY
Limited 1-year – Residential
Limited 1-year – Commercial

FEATURES

- Manufactured from Swanstone’s compression molded stone composite
- Includes a 3" IPS cast brass drain and a 3" drain seal gasket (MS-2411)
- Dome strainer and lint basket
- The most impact and stain resistant mop sink available



MS-2436
36" D x 24" W
(914 mm x 610 mm)
A 21-15/16", B 33-15/16", C 9-1/8", D 8-1/2"

SPECIFICATIONS

MS-2436 Mop Service Sink

Model	Part	Dimensions	Ship Wt. Lb.	Ship UPS	Carton Dims. In.	Cu. Ft.
MS-2436	MS02436WA.033	36" D x 24" W (914 mm x 610 mm)	63	UPS	37 x 25 x 13	6.96

Includes: One sink plus one code approved 3" IPS cast brass drain and a 3" rubber drain adapter (MS-2411).
Packaging: Packed in individual cartons.

ACCESSORIES

See page 119 for complete listing of all mop service sink accessories.

STANDARDS AND RATINGS

American National Standard Institute—ANSI Z124.6
International Association of Plumbing and Mechanical Officials (IAPMO)—listed cUPC listed—Certified to CSA Standard B45 by IAPMO
American Society for Testing and Materials
National Electrical Manufacturers Association

SUPPORT DOCUMENTS

Installation instructions available on line at www.swanstone.com

MADE IN USA.

COLORS

(See inside back cover for color sample.)

- White (010)
- Bermuda Sand (040)

MAINTENANCE AND
CLEANING INFORMATION

Everyday cleaning with liquid cleaners such as Dow or Lysol foaming bubbles, Top Job, Mr. Clean or similar type products with a sponge or Mr. Clean Magic Eraser. To remove hard water stains or mineral build-up, scale removers such as Lime Away, Rust-out or Whink are recommended. **Do not** use abrasive cleaners or pads such as Ajax, Comet, SOS, Brillo or other similar metal scouring pads.

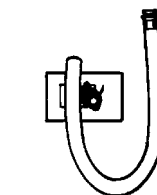
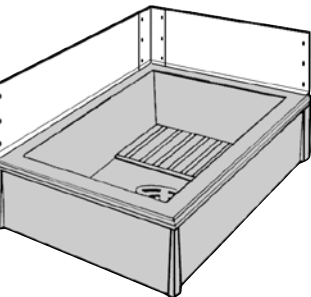
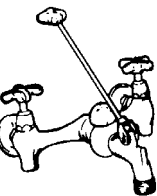
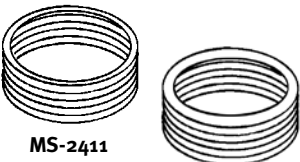


Accessories Chart

MOP SERVICE SINK ACCESSORIES

MOP SERVICE SINK ACCESSORIES

Model	Part	Dimensions	Ship Wt. Lb.	Ship UPS	Carton Dims. In.	Cu. Ft.
Rubber Drain Adapter 3" to 2"						
MS-2410	MS00302DA.000	3" to 2"	1	UPS	3 x 2 x 2	.01
Rubber Drain Adapter 3" to 3"						
MS-2411	MS00303DA.000	3" to 3"	1	UPS	3 x 3 x 2	.01
Drain Assembly (not shown)						
MS-2403	MS02403DA		3	UPS	7 x 7 x 3	.09
Mop Sink Faucet (with vacuum breaker)						
MS-2412	MS24000SF.000	spout length 6"	7	UPS	11 x 11 x 6	.42
Flat Drain Cover (not shown)						
MS-2480	MS24000DC.000		1	UPS	5 x 1 x 1	.00
Mop Hanger						
MS-2437	MS24000MH.000		3	UPS	25 x 4 x 3	.17
One Panel And One Corner Bracket For MS-2424 (not shown)						
MS-1224 WG-1	WG12240.000		2	UPS	24 x 12 x 5	.83
One Panel And One Corner Bracket For MS-2436 (not shown)						
MS-1236 WG-1	WG12360.000		2	UPS	36 x 24 x 5	2.50
Two Panels And One Corner Bracket For MS-2424 (not shown)						
MS-1224 WG-2	WG22240.000		2	UPS	24 x 5 x 2	.14
Two Panels And One Corner Bracket For MS-2436						
MS-1236 WG-2	WG22360.000		2	UPS	36 x 5 x 2	.21
Vinyl Rim Guard, For Both Sizes						
MS-2408	MS24000RG.000		2	UPS	39 x 3 x 2	.14
Hose & Hose Holder						
MS-2405	MS24000HH.000		2	UPS	11 x 11 x 4	.28



MS-2412
Rough Chrome

MS-2437

MS-1236 WG-2

MS-2408

MS-2405

LAUNDRY TUBS & UTILITIES

MADE IN USA.

TABLE TOPS



Swanstone Round Table Tops

SWANSTONE TABLE TOPS

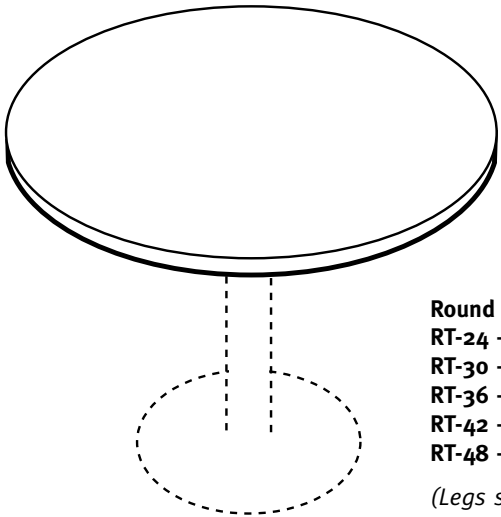
Manufactured from Swanstone solid surface
(see page 2 for detailed information)

WARRANTY
Limited Lifetime – Residential
Limited 10-year – Commercial

Recommended for high use traffic areas and commercial surfaces

FEATURES

- Solid surface – color goes all the way through the material
- No cracks or rubber edges that can collect food deposits
- Affordable luxury that laminate tops cannot offer
- Impact resistance – five times greater than any other solid surface
- Severe burns disappear when scrubbed with abrasive cleanser
- Remove minor gouges and scratches with only a Scotch-Brite pad or fine sandpaper
- Clean with standard cleanser to keep it looking new
- Tough food stains can be removed with a sponge and gritty cleanser
- Non-porous; will not promote bacteria growth



Round Table Tops:
RT-24 – 24" Diameter (610 mm)
RT-30 – 30" Diameter (762 mm)
RT-36 – 36" Diameter (914 mm)
RT-42 – 42" Diameter (1067 mm)
RT-48 – 48" Diameter (1220 mm)

(Legs sold separately)

SPECIFICATIONS

Swanstone Round Table Tops (Legs sold separately)

Model	Part	Dimensions	Ship Wt. Lb.	Ship UPS	Carton Dims. In.	Cu. Ft.
RT-24	TT00024	24" Diameter (610 mm)	18	UPS	25 x 25 x 2	.72
RT-24 (4 pk)	TT0002404	24" Diameter (610 mm)	69	–	25 x 25 x 6	2.17
RT-30	TT00030	30" Diameter (762 mm)	29	UPS	31 x 31 x 2	1.11
RT-36	TT00036	36" Diameter (914 mm)	41	UPS	37 x 37 x 2	1.58
RT-42	TT00042	42" Diameter (1067 mm)	56	–	48 x 48 x 10	13.33
RT-48	TT00048	48" Diameter (1067 mm)	64	–	49 x 49 x 2	2.78

ACCESSORIES

- Legs for table tops sold separately. See page 128 for details.
- For matching Swanstone vanity tops, see page 31.

STANDARDS AND RATINGS

Class 1A fire rating
National Sanitation Foundation-NSF Splash Zone, -NSF Food Zone
American Society for Testing and Materials
National Electric Manufacturers Association

For a complete list of tests and results see the Technical Data Sheet – page 131.

SUPPORT DOCUMENTS

Installation instructions available on line at www.swanstone.com



Swanstone Rectangular Table Tops

SWANSTONE TABLE TOPS

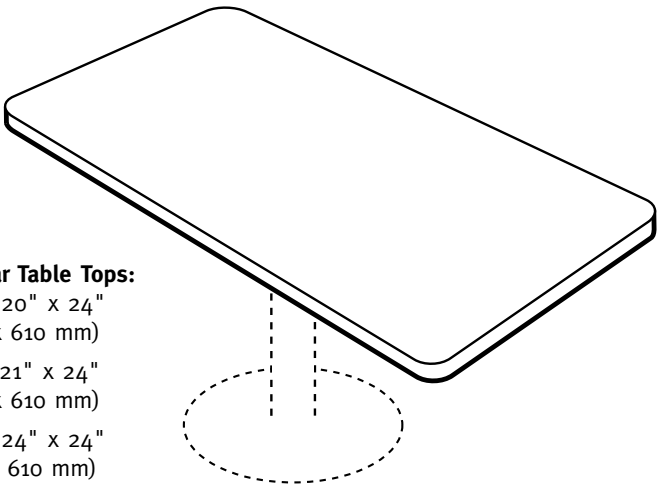
Manufactured from Swanstone solid surface
(see page 2 for detailed information)

WARRANTY
Limited Lifetime – Residential
Limited 10-year – Commercial

Recommended for high use traffic areas and commercial surfaces

FEATURES

- Solid surface – color goes all the way through the material
- No cracks or rubber edges that can collect food deposits
- Affordable luxury that laminate tops cannot offer
- Impact resistance – five times greater than any other solid surface
- Severe burns disappear when scrubbed with abrasive cleanser
- Remove minor gouges and scratches with only a Scotch-Brite pad or fine sandpaper
- Clean with standard cleanser to keep it looking new
- Tough food stains can be removed with a sponge and gritty cleanser
- Non-porous; will not promote bacteria growth



Rectangular Table Tops:

TT-2024 – 20" x 24"
(508 mm x 610 mm)

TT-2124 – 21" x 24"
(533 mm x 610 mm)

TT-2424 – 24" x 24"
(610 mm x 610 mm)

TT-2430 – 24" x 30"
(610 mm x 762 mm)

(Legs sold separately)

SPECIFICATIONS

Swanstone Rectangular Table Tops (Legs sold separately)

Model	Part	Dimensions	Ship Wt. Lb.	Ship UPS	Carton Dims. In.	Cu. Ft.
TT2024	TT02024	20" x 24" (508 mm x 610 mm)	17	–	21 x 25 x 2	.61
TT2024 (4 pk)	TT0202404	20" x 24" (508 mm x 610 mm)	65	–	21 x 25 x 6	1.82
TT2124	TT02124	21" x 24" (533 mm x 610 mm)	20	–	22 x 25 x 2	.64
TT2124 (4 pk)	TT0212404	21" x 24" (533 mm x 610 mm)	77	–	22 x 25 x 6	1.91
TT2424	TT02424	24" x 24" (610 mm x 610 mm)	23	UPS	25 x 25 x 2	.72
TT2424 (4 pk)	TT0242404	24" x 24" (610 mm x 610 mm)	89	–	25 x 25 x 6	2.17
TT2430	TT02430	24" x 30" (610 mm x 762 mm)	28	UPS	31 x 25 x 2	.90
TT2430 (4 pk)	TT0243004	24" x 30" (610 mm x 762 mm)	109	–	31 x 25 x 6	2.69

ACCESSORIES

- Legs for table tops sold separately. See page 128 for details.
- For matching Swanstone vanity tops, see page 31.

STANDARDS AND RATINGS

Class 1A fire rating
National Sanitation Foundation-NSF Splash Zone, -NSF Food Zone
American Society for Testing and Materials
National Electric Manufacturers Association

For a complete list of tests and results see the Technical Data Sheet – page 131.

SUPPORT DOCUMENTS

Installation instructions available on line at www.swanstone.com





Swanstone Rectangular Table Tops *(continued)*

SWANSTONE TABLE TOPS

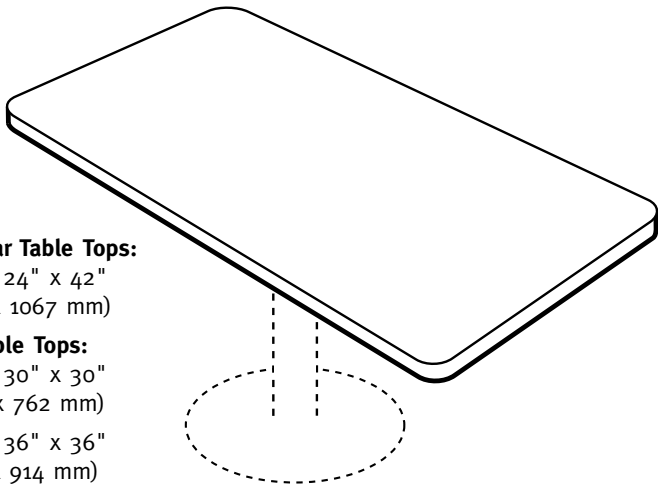
Manufactured from Swanstone solid surface
(see page 2 for detailed information)

WARRANTY
Limited Lifetime – Residential
Limited 10-year – Commercial

FEATURES

- Solid surface – color goes all the way through the material
- No cracks or rubber edges that can collect food deposits
- Affordable luxury that laminate tops cannot offer
- Impact resistance – five times greater than any other solid surface
- Severe burns disappear when scrubbed with abrasive cleanser
- Remove minor gouges and scratches with only a Scotch-Brite pad or fine sandpaper
- Clean with standard cleanser to keep it looking new
- Tough food stains can be removed with a sponge and gritty cleanser
- Non-porous; will not promote bacteria growth

Recommended for high use traffic areas and commercial surfaces



Rectangular Table Tops:

TT-2442 – 24" x 42"
(610 mm x 1067 mm)

Square Table Tops:

TT-3030 – 30" x 30"
(762 mm x 762 mm)

TT-3636 – 36" x 36"
(914 mm x 914 mm)

TT-4242 – 42" x 42"
(1067 mm x 1067 mm)

(Legs sold separately)

SPECIFICATIONS

Swanstone Rectangular Table Tops *(Legs sold separately)*

Model	Part	Dimensions	Ship Wt. Lb.	Ship UPS	Carton Dims. In.	Cu. Ft.
TT2442	TT02442	24" x 42" (610 mm x 1067 mm)	42	UPS	44 x 26 x 2	1.32
TT2442 (2 pk)	TT0244202	24" x 42" (610 mm x 1067 mm)	83	–	44 x 26 x 4	2.65

Swanstone Square Table Tops *(Legs sold separately)*

TT3030	TT03030	30" x 30" (762 mm x 762 mm)	35	UPS	31 x 31 x 2	1.11
TT3030 (2 pk)	TT0303002	30" x 30" (762 mm x 762 mm)	69	–	31 x 31 x 4	2.22
TT3636	TT03636	36" x 36" (914 mm x 914 mm)	56	UPS	37 x 37 x 2	1.58
TT3636 (2 pk)	TT0363602	36" x 36" (914 mm x 914 mm)	111	–	37 x 37 x 4	3.17
TT4242	TT04242	42" x 42" (1067 mm x 1067 mm)	75	–	44 x 43 x 10	10.95
TT4242 (2 pk)	TT0424202	42" x 42" (1067 mm x 1067 mm)	149	–	43 x 43 x 4	4.28

ACCESSORIES

- Legs for table tops sold separately. See page 128 for details.
- For matching Swanstone vanity tops, see page 31.

STANDARDS AND RATINGS

Class 1A fire rating
National Sanitation Foundation-NSF Splash Zone, -NSF Food Zone
American Society for Testing and Materials
National Electric Manufacturers Association

For a complete list of tests and results see the Technical Data Sheet – page 131.

SUPPORT DOCUMENTS

Installation instructions available on line at www.swanstone.com



COLORS

(See inside back cover for color sample.)

- White (010)
 - Bone (037)
 - Bisque (018)
 - Almond Galaxy (046)
 - Arctic Granite (035)
 - Barley (091)
 - Bermuda Sand (040)
 - Gray Granite (042)
 - Green Pasture (095)
 - Sierra (094)
 - Tahiti Blue (056)
 - Tahiti Desert (050)
 - Tahiti Evergreen (057)
 - Tahiti Gray (053)
 - Tahiti Ivory (059)
 - Tahiti Matrix (058)
 - Tahiti Rose (052)
 - Tahiti Sand (051)
- Tahiti Terra (055)
 - Tahiti White (011)
 - Cornflower (063)
 - Ironweed (061)
 - Night Sky (012)
 - Purple Sage (064)
 - Wild Indigo (022)
 - Winter Wheat (060)
 - Indian Grass (071)
 - Pebble (072)
 - Seafoam (074)
 - Glacier (121)
 - Prairie (122)
 - Acorn (123)
 - Canyon (124)
 - Baby's Breath (168)
 - Caraway Seed (169)

MAINTENANCE AND CLEANING INFORMATION

Clean your Swanstone table top with powdered abrasive cleaners. Use of a Scotch-Brite pad is recommended to remove stubborn stains. Occasional use of a mild bleach and water solution ensures that the original luster is maintained. **Do not** use SOS, Brillo or other metal scouring pads.



Swanstone Wall Mount Table Tops

SWANSTONE TABLE TOPS

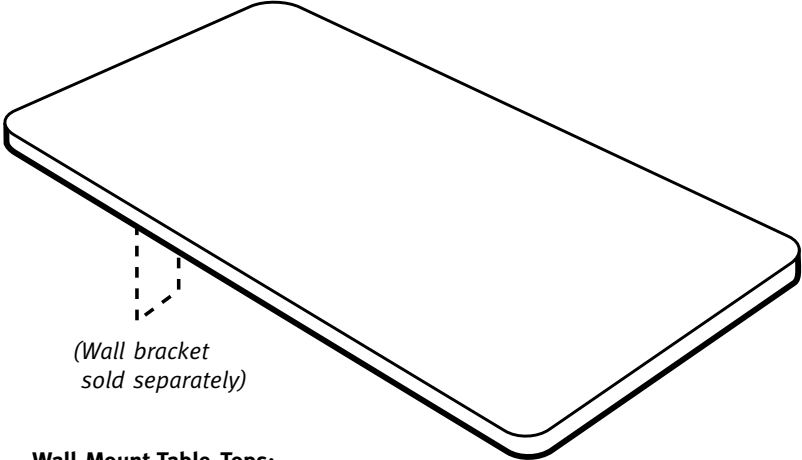
Manufactured from Swanstone solid surface
(see page 2 for detailed information)

WARRANTY
Limited Lifetime – Residential
Limited 10-year – Commercial

FEATURES

- Solid surface – color goes all the way through the material
- No cracks or rubber edges that can collect food deposits
- Affordable luxury that laminate tops cannot offer
- Impact resistance – five times greater than any other solid surface
- Severe burns disappear when scrubbed with abrasive cleanser
- Remove minor gouges and scratches with only a Scotch-Brite pad or fine sandpaper
- Clean with standard cleanser to keep it looking new
- Tough food stains can be removed with a sponge and gritty cleanser
- Non-porous; will not promote bacteria growth

Recommended for high use traffic areas and commercial surfaces



(Wall bracket sold separately)

Wall Mount Table Tops:

QT-2430 – 24" x 30" (610 mm x 762 mm)

QT-2442 – 24" x 42" (610 mm x 1067 mm)

SPECIFICATIONS

Swanstone Wall Mount Table Tops *(Wall bracket sold separately)*

Model	Part	Dimensions	Ship Wt. Lb.	Ship UPS	Carton Dims. In.	Cu. Ft.
QT2430	TB02430	24" x 30" (610 mm x 762 mm)	28	–	31 x 25 x 2	.90
QT2430 (2 pk)	TB0243002	24" x 30" (610 mm x 762 mm)	56	–	31 x 25 x 6	2.69
QT2442	TB02442	24" x 42" (610 mm x 1067 mm)	42	–	26 x 44 x 2	1.32
QT2442 (2 pk)	TB0244202	24" x 42" (610 mm x 1067 mm)	83	–	26 x 44 x 4	2.65

ACCESSORIES

- Wall bracket for table top not included and must be ordered separately.
- For matching Swanstone vanity tops, see page 31.

STANDARDS AND RATINGS

Class 1A fire rating
National Sanitation Foundation-NSF Splash Zone, -NSF Food Zone
American Society for Testing and Materials
National Electric Manufacturers Association

For a complete list of tests and results see the Technical Data Sheet – page 131.

SUPPORT DOCUMENTS

Installation instructions available on line at www.swanstone.com



COLORS

(See inside back cover for color sample.)

- White (010)
 - Bone (037)
 - Bisque (018)
 - Almond Galaxy (046)
 - Arctic Granite (035)
 - Barley (091)
 - Bermuda Sand (040)
 - Gray Granite (042)
 - Green Pasture (095)
 - Sierra (094)
 - Tahiti Blue (056)
 - Tahiti Desert (050)
 - Tahiti Evergreen (057)
 - Tahiti Gray (053)
 - Tahiti Ivory (059)
 - Tahiti Matrix (058)
 - Tahiti Rose (052)
 - Tahiti Sand (051)
- Tahiti Terra (055)
 - Tahiti White (011)
 - Cornflower (063)
 - Ironweed (061)
 - Night Sky (012)
 - Purple Sage (064)
 - Wild Indigo (022)
 - Winter Wheat (060)
 - Indian Grass (071)
 - Pebble (072)
 - Seafoam (074)
 - Glacier (121)
 - Prairie (122)
 - Acorn (123)
 - Canyon (124)
 - Baby's Breath (168)
 - Caraway Seed (169)

MAINTENANCE AND CLEANING INFORMATION

Clean your Swanstone table top with powdered abrasive cleaners. Use of a Scotch-Brite pad is recommended to remove stubborn stains. Occasional use of a mild bleach and water solution ensures that the original luster is maintained. **Do not** use SOS, Brillo or other metal scouring pads.

FEATURES

Recommended for high use traffic areas and commercial surfaces

- Metal table legs with round base
- Black Wrinkle powder coating finish on base casting and column, spider is unfinished
- Standard base height of 28 1/2"
- Adjustable black plastic floor guides
- Table mounting screws and mounting hardware included

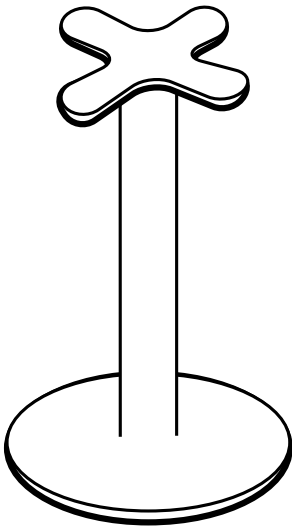


Table Top Base

SPECIFICATIONS

Metal Table Legs with Round Base

Model	Part	Dimensions	Ship Wt. Lb.	Ship UPS	Carton Dims. In.	Cu. Ft.
TL-18	TL00018	18" base, 3" column, 12" spider	31	UPS	28 x 18 x 18	5.25
TL-22	TL00022	22" base, 3" column, 12" spider	36	UPS	28 x 22 x 22	7.84
TL-30	TL00030	30" base, 4" column, 15" spider	72	UPS	30 x 30 x 28	14.58

Table to Base Selection Chart

Model	Part	Fits Swanstone Table Top Models
TL-18	TL00018	RT-24, RT-30, TT-2424, TT-3030, TT-2430
TL-22	TL00022	RT-36, TT-3636, TT-2442
TL-30	TL00030	RT-42, RT-48



SOLID SURFACE PRODUCTS SPECIFICATION AND TECHNICAL DATA SHEET

Product

Swanstone Reinforced Solid Surface Products

Manufacturer

The Swan Corporation,
St. Louis, Missouri

Product Composition

Swanstone is a compression molded homogeneous, nonporous material with color throughout. This material is a reinforced, modified acrylic filled with natural minerals — patent pending.

Product Category

Swanstone is available in integral top and bowl vanity tops, bathtub surrounds, shower walls, kitchen sinks, kitchen countertops, undermount sinks, bar sinks, drop-in lavatories, undermount bowls, blank vanity tops and table tops. Offset vanity top bowl locations available.

Colors

Swanstone is available in a variety of solid and aggregate colors. The Our Planet Collection contains green eco-friendly colors.

Warranties

Swanstone wall panels and trim kits, vanity tops and bowls, drop-in kitchen and bar sinks, window trim kits and shower floors are covered by a limited lifetime warranty for residential applications. For commercial applications Swan offers the following limited warranties:

25-Year Limited Warranty on wall panels and trim kits.
25-Year Limited Warranty against thermal cracking on our vanity tops and bowls.
10-Year Limited Warranty against defects on counter-tops.

10-Year Limited Warranty against defects and/or thermal cracking on our kitchen sinks and bar sinks.
10-Year Limited Warranty against warping, blistering, loss of color, or fading on shower floors.

Complete details and product warranty application for both residential and commercial are available by writing to The Swan Corporation.

Maintenance

Swanstone should be cleaned as you would any other fine kitchen or bath fixture. For kitchen sinks and countertops, rinse any food or beverage residue as soon as possible; follow up with normal household cleaners. To remove residue that cannot be rinsed away or removed with other types of cleaners, use powdered abrasive cleaners and/or a nylon or plastic scrubbing pad. Vanity tops should be cleaned with normal household cleaners. Cleaners designed for removing mineral based stains can be used on Swanstone, as well as a mild solution (50/50) of chlorine bleach and water. In the event of a scratch, start out with powdered abrasive cleaner and a scrubbing pad; if further attention is needed, use white automotive rubbing compound or light sanding with a 400 grit or 40 micron sandpaper.

Application

Any interior, horizontal and vertical surface application. Also, available for kitchen sink, shower floor, lavatory bowl and bar sink applications.

Limitations

Swanstone Products are not recommended for exterior use. Material should not be used in areas exposed to sustained temperatures exceeding 450 degrees F. Follow all recommended installation procedures provided by manufacturer.

Finish

The decorative surface of Swanstone is a matte finish equal to a 320 grit sandpaper (gloss reading of 25). A higher sheen can be produced by buffing the product with commercial rubbing compound.

Availability

Swanstone is available nationwide through local stocking distributors. Contact The Swan Corporation for your nearest distributor.

Cost

Cost varies with product category. Contact your local distributor for applicable costs.

Installation

Swanstone reinforced solid surface products are shipped with complete installation manuals provided with every unit. Consult the specific product installation manual for step-by-step installation procedures. All manuals available through The Swan Corporation or your local distributor.

Chemical And Stain Resistance

Chemical and Stain Resistance—NEMA LD3-3.09 No lasting effect on Swanstone occurred from the exposure to the following.

Class I Chemicals

Solvents

Acetone
Amyl Acetate
Benzene
Carbon Tetrachloride
Ethyl Ether
Gasoline/Kerosene
Ethanol
Methanol
Toluene
Chloroform
Ethyl Acetate
Naphtha

Other

Ammonia (10%)
Iodine
Lye (1%)
Mercurochrome
Nail Polish Remover
Potassium Permanganate
Silver Nitrate (10%)
Sodium Bisulfate
Sodium Hypochlorite (5%)
Trisodium Phosphate
Urea (6%)
Vinegar

Class II Chemicals

Acids

Furfural
Methylene Chloride
Nitric Acid (30%, 70%)*
Phenol
Acids (99.5%)
Citric
Hydrochloric (20%)
Phosphoric
Sulfuric (77.96%)*
Trichlor Acetic
Formic
Hydrogen Peroxide

Alkalies

Ammonium Hydroxide
Sodium Hydroxide (10% & 40%)
Sodium Hydroxide Flake

*May cause slight lightening.

SOLID SURFACE PRODUCTS SPECIFICATION AND TECHNICAL DATA SHEET

PROPERTY	TYPICAL RESULTS	TEST
Impact Resistance	No damage 1lb. Ball drop .25 inch thick sheet. Over 150"	NEMA LD-3
Izod Impact		
Method A (with notch)	3.7 ft -lb./in.	ASTM D256
Method E (reverse notch)	5.3 ft.-lb./in.	ASTM D256
Stain Resistance	Passes	ANSI-Z124
Cigarette	Passes	NEMA LQ1
Boiling Water Resistance	No effect	NEMA LD3
High Temperature Resistance	No effect	NEMA LD3
Abrasion Resistance	Passes	ANSI-Z124
Color Stability	Slight Effect	NEMA LD-3
Tensile Strength	4125 PSI	ASTM 638
Tensile Modulus	1.48 x 10 ⁶ PSI	ASTM D-638
Elongation	.3%	ASTM D-638
Hardness	115 Rockwell R Scale, 42 Barcol	ASTM D-785
Bacterial Resistance	No Growth	ASTM G-22
Wear and Cleanability	Pass	ANSI Z124
Flexural Strength	7840	ASTM D-790
Flexural Modulus	1.22 x 10 ⁶ PSI	ASTM D-638
Gloss (60°)	25	NEMA LD3
Water Absorption	.033	ASTM D-570
Specific Gravity	1.5	

FLAMMABILITY

Flame Spread Index	15	ASTM E84
Smoke Developed Index	255	
Fire Rating	Class I	

Approximate weight per square foot 2 lbs. for 1/4" sheet. See product guide for actual weights.

RATINGS AND LISTINGS

American National Standard Institute—ANSI Z124	National Plumbing Code of Canada & CSA Standard—B45	National Sanitation Foundation -NSF Splash Zone -NSF Food Zone
International Association of Plumbing and Mechanical Officials (IAPMO)—listed.	New York City Material Acceptance Application— #298-88-M	Housing and Urban Development -HUD UM 73 Certified
American Society for Testing and Materials (ASTM)		National Electrical Manufacturers Assn. (NEMA)

Technical Services

Please call or write The Swan Corporation, 515 Olive Street, Suite 1800, St. Louis, MO 63101, (800) 325-7008. Or see our web site at www.swanstone.com for details including two-dimensional autocad drawings.

SECTION 06067 – PLASTIC SURFACING

PART 1 – GENERAL

1.1 RELATED DOCUMENTS

Drawings and general provisions of Contract, including General and Supplementary Conditions and Division 1 Specification sections, apply to this section.

1.2 SECTION INCLUDES

- A. Solid Surface Compression Molded Sheet Materials.
 - a. Countertops.
 - b. Wall Panels.
 - c. Tub Walls with Trim Kit.
 - d. Shower Walls with Trim Kit.
 - e. (Insert Other)
- B. Solid Surface Compression Molded Products.
 - a. Single Bowl Kitchen Sinks (undermount / self rimming).
 - b. Double Bowl Kitchen Sinks (undermount / self rimming).
 - c. Molded Counter Tops.
 - d. Countertops with Integral Bowl.
 - e. Vanity Tops.
 - f. Vanity Tops with Integral Bowl.
 - g. Lavatory Bowls (undermount / self rimming).
 - h. Bar Sinks (undermount / self rimming).
 - i. Barrier Free Shower Floors.
 - j. Shower Floors.
 - k. Window Trim Kits.
 - l. Corner Soap Dishes.
 - m. Recessed Accessory Shelves.
 - n. Economy Soap Dishes.
 - o. Soap Dish Panels.
 - p. Table Tops
 - q. (Insert Other)

1.3 RELATED SECTIONS

- A. Section 06200 – Finish Carpentry.
- B. Section 06400 – Architectural Woodwork.
- C. Section 12300 – Manufactured Casework.
- D. Sections of Division 15 for coordination of plumbing fixture installation.

1.4 REFERENCES

- A. ADA – American Disabilities Act.
- B. ANSI Z 124.3 – Plastic Lavatories.
- C. ANSI Z 124.6 – Plastic Sinks.
- D. ANSI Z 124.1.2 – Plastic Bathtub & Shower Units
- E. ASTM D 256 – Standard Test Method for Determining the Pendulum Impact Resistance of Notched Specimens of Plastics.

- F. ASTM D 570 – Standard Test Method for Water Absorption.
- G. ASTM D 638 – Standard Test Method for Tensile Properties.
- H. ASTM D 696 – Standard Test Method for Coefficient of Linear Thermal Expansion of Plastics Between – 30 degrees C. and 30 degrees C.
- I. ASTM D 785 – Standard Test Method for Rockwell Hardness of Plastics and Electrical Insulating Materials.
- J. ASTM D 790 – Standard Test Methods for Flexural Properties of Unreinforced and Reinforced Plastics and Electrical Insulating Materials.
- K. ASTM D 785 – Standard Test Method for Rockwell Hardness of Plastics and Electrical Insulating Materials.
- L. ASTM G 22 – Standard Practice for Determining Resistance of Plastics to Bacteria.
- M. NEMA – National Electrical Manufacturers Association.
- N. NSF – National Sanitation Foundation.

1.5 SUBMITTALS

- A. Submit shop drawings under provisions of Section 01300 which indicate dimensions, component sizes, fabrication details, attachment provisions and coordination requirements with adjacent work.
- B. Samples:
 - 1. Selection Samples: Submit 2" x 2" actual samples of surfacing materials to illustrate full range of colors, patterns, and finishes available.
 - 2. Verification Samples: Submit two samples, each 2" x 2" square, illustrating each selected surfacing material in specified color, pattern, and finish.
- C. Product Data:
 - 1. Indicate product description, fabrication information and compliance with specified performance requirements.
- D. Manufacturer's Instructions:
 - 1. Submit manufacturer's printed installation instructions for each product.
 - 2. Submit manufacturer's care and maintenance data, including repair and cleaning instructions. Include in project closeout documents.

1.6 DELIVERY, STORAGE, AND HANDLING

- A. Deliver, store, protect, and handle products in accordance with provisions of Section 01600.

2.2 SWANSTONE SOLID SURFACING MATERIAL

- A. Swanstone Solid Surfacing Materials.

B. Product Description: Homogenous compression molded material composed of acrylic resins or polyester/acrylic resin blend, fire-retardant filler materials, fiber reinforcement, and coloring agents meeting the following requirements:

- 1. Nominal sheet thickness: 0.250 inch (6mm)
- 2. Surface burning characteristics in accordance with ASTM E 84: Flame spread 15, Smoke Developed Index 255.
- 3. Liquid Absorption, ASTM D 570, for 1/4 inch material thickness: 0.033 percent.
- 4. Izod Impact, ASTM D 256, Method A: 6.6 foot pounds per inch.
- 5. Tensile Modulus, ASTM D 638 Nominal: 1.48 X 10⁶ pounds per square inch.
- 6. Hardness, ASTM D 785, Barcol Impressor: 42.
- 7. Flexural Modulus, ASTM D 638: 1.22 X 10⁶ pounds per square inch.
- 8. Gloss Level 25% at 60°, NEMA LD 3.; +/- 5%.
- 9. Stain Resistance, ANSI-Z 124.3, Passes.
- 10. Boiling Water Resistance, NEMA LD 3, Method 3.5: No effect.
- 11. High Temperature Resistance, NEMA LD 3, Method 3.6: No effect (sustain temperature up to 375 degrees F).
- 12. Ball Impact Resistance, NEMA LD 3, Method 3.8, one pound ball, unsupported: Over 150", no damage.
- 13. Specific Gravity: 1.5 grams per cubic centimeter.
- 14. Approximate weight: 2 pounds per square foot in 1/4" sheet products.
- 15. NSF Food Zone and Splash Zone Compliant.
- 16. Bacterial Resistance, ASTM G 22: Pass.
- 17. Abrasion Resistance, ANSI-Z124.3, Passes.

- C. Countertops:
 - 1. Swanstone Solid Surfacing Material:
 - 2. Type: Counter Top Model _____.
 - 3. Type: Island Top Model _____.
 - 4. Type: Backsplash Model _____.
 - 5. Size: _____ inches by _____ inches.
 - 6. Color: _____.

- B. Store surfacing materials to prevent breakage and marring of surfaces in accordance with manufacturer's printed instructions.
- C. Provide protective coverings to prevent physical damage or staining following installation for duration of project.

1.7 SEQUENCING

- A. Ensure that fabricators using products of this section are in possession of complete manufacturer's instructions before beginning fabrication. Work should be performed by factory trained fabricators.

1.8 WARRANTY

- A. Countertops: Provide manufacturer's 10-year warranty against defects in materials. Warranty shall provide material only to repair or replace defective materials.
- B. Commercial: Swan offers the following limited warranties: 25-Year Limited Warranty on wall panels and trim kits; 25-Year Limited Warranty against thermal cracking on our vanity tops and bowls; 10-Year Limited Warranty against defects and/or thermal cracking on our kitchen sinks and bar sinks; 5-Year Limited Warranty against warping, blistering, loss of color, or fading on shower floors; 3-Year Warranty against manufacturing defects on Molded Table Tops. Warranty shall provide material only to repair or replace defective materials.
- C. Residential: Provide manufacturer's Lifetime Warranty against defects in materials.

PART 2 – PRODUCTS

2.1 MANUFACTURER

- A. Subject to with requirements, provide plastic surfacing material by the following manufacturer:
 - 1. The Swan Corporation
515 Olive Street
Suite 1800
St. Louis, MO 63101
Telephone: 800/325-7008
Fax: 314/231-8165
- B. Requests for substitutions will be considered in accordance with provisions of Section 01600.
- C. Substitutions: Not permitted.



- 7. Color: Indicated on drawings.
- 8. Color: Selected from manufacturer's range of available colors.

D. Wall Panels:

- 1. Swanstone Solid Surfacing Material (nominal .020" thickness):
- 2. Type: Wall Panel Model _____.
- 3. Size: _____ inches by _____ inches.
- 4. Color: _____.
- 5. Color: Indicated on drawings.
- 6. Color: Selected from manufacturer's range of available colors.

E. Tub Walls with Trim Kit:

- 1. Swanstone Solid Surfacing Material (nominal .020" thickness):
- 2. Type: Tub Wall Panel Model _____.
- 3. Trim Kit Model _____.
- 4. Size: _____ inches by _____ inches.
- 5. Color: _____.
- 6. Color: Indicated on drawings.
- 7. Color: Selected from manufacturer's range of available colors

F. Shower Walls with Trim Kit:

- 1. Swanstone Solid Surfacing Material (nominal .020" thickness):
- 2. Type: Shower Wall Panel Model _____.
- 3. Trim Kit Model _____.
- 4. Size: _____ inches by _____ inches.
- 5. Color: _____.
- 6. Color: Indicated on drawings.
- 7. Color: Selected from manufacturer's range of available colors

2.3 SWANSTONE SOLID SURFACE COMPRESSION MOLDED PRODUCTS

A. Product Description: Compression molded items of same homogenous material, composed of mineral-filled thermoplastic polymers with fiber reinforcement finished to smooth surface, as solid plastic surfacing material meeting the following requirements:

- 1. Physical characteristics when tested in accordance with ANSI Z 124.3:
 - a. Test 3.3; Surface test: No chips, cracks, or blisters.
 - b. Test 3.4; Subsurface test: No voids.
 - c. Test 4.2; Drain fitting connection test, 25 pounds at 24 inches: No cracks or chips.
 - d. Test 4.3; Impact load test, 1/2 pound ball at 20 inches: No cracks or chips.
 - e. Test 4.4; Load test, 300 pounds: No cracks

- f. Test 4.4; Residual deflection, after removal of 300 pound load: No deflection.
- g. Test 5.1; Colorfastness test: No change after 200 hours.
- h. Test 5.3; Wear and cleanability test: Maximum 0.2 percent reflectance loss after 10,000 cycles.
- i. Test 5.4; Cigarette burn resistance test, 2 minute duration: No effect after cleaning.
- j. Test 5.6, Ignition test: Pass.
- k. Test 6.3.2; Water resistance test, 500 cycles alternating between 150 degrees F and 50 degrees F: No crazing blistering, or spalling.

B. Single Bowl Kitchen Sinks:

- 1. Swanstone Compression Molded Fixtures;
- 2. Model Number _____ single bowl; outside dimensions _____ inches by _____ inches bowl dimensions _____ inches by _____ inches by _____ inches.
- 3. Color: _____.
- 4. Color: Indicated on drawings.
- 5. Color: Selected from manufacturer's full range of available colors.

C. Double Bowl Kitchen Sinks:

- 1. Swanstone Compression Molded Fixtures;
- 2. Model Number _____ double bowl; outside dimensions _____ inches by _____ inches bowl dimensions _____ inches by _____ inches by _____ inches.
- 3. Color: _____.
- 4. Color: Indicated on drawings.
- 5. Color: Selected from manufacturer's full range of available colors.

D. Molded Counter Tops: Integral top and seamless edges. Compression molded into one piece between edges and top with factory installed ¼" Roseburg Ultrakote particle board or plywood. Tops will include a factory installed .5" perimeter build-up.

- 1. Swanstone Compression Molded Fixtures;
- 2. Type: Counter Top Model _____.
- 3. Type: Island Top Model _____.
- 4. Type: Backsplash Model _____.
- 5. Color: _____.
- 6. Color: Indicated on drawings.
- 7. Color: Selected from manufacturer's range of available colors.

E. Countertops with Integral Bowls:

- 1. Swanstone Compression Molded Fixtures;
- 2. Type: Counter Top Model _____.
- 3. Size: _____ inches by _____ inches with _____ inches bowl depth.
- 4. Color: _____.



- 5. Color: Indicated on drawings.
- 6. Color: Selected from manufacturer's full range of available colors.

F. Vanity Tops:

- 1. Swanstone Solid Surfacing Material:
- 2. Type: Vanity Top Model _____.
- 3. Type: Backsplash Model _____.
- 4. Size: _____ inches by _____ inches.
- 5. Color: _____.
- 6. Color: Indicated on drawings.
- 7. Color: Selected from manufacturer's range of available colors.

G. Vanity Tops with Integral Bowls:

- 1. Swanstone Compression Molded Fixtures;
- 2. Model Number _____, molded with integral bowl (s) and 3" inches high integral backsplash:
- 3. Top Size: _____ wide by _____ deep.
 - a. Bowl: Single, centered in top width.
 - b. Bowl: Single, offset to left quarter point of top width, viewed from front edge.
 - c. Bowl: Single, offset to right quarter point of top width, viewed from front edge.
 - d. Bowls: Double, each offset to quarter points of top width, viewed from front edge.
- 4. Color: _____.
- 5. Color: Indicated on drawings.
- 6. Color: Selected from manufacturer's full range of available colors.

H. Lavatory Bowls: (undermount / self rimming)

- 1. Swanstone Compression Molded Fixtures;
- 2. Model Number _____; outside dimensions _____ inches by _____ inches inside dimensions _____ inches by _____ inches by _____ inches.
- 3. Color: _____.
- 4. Color: Indicated on drawings.
- 5. Color: Selected from manufacturer's full range of available colors.

I. Bar Sinks (undermount / self rimming)

- 1. Swanstone Compression Molded Fixtures;
- 2. Model Number _____;
- 3. Size: _____ inches by _____ inches with _____ inches bowl depth.
- 4. Color: _____.
- 5. Color: Indicated on drawings.
- 6. Color: Selected from manufacturer's full range of available colors.

J. Barrier Free Shower Floors:

- 1. Swanstone Solid Surfacing Material:
- 2. Type: Barrier Shower Floor Model _____.

- 3. Size: _____ inches by _____ inches.
- 4. Color: _____.
- 5. Color: Indicated on drawings.
- 6. Color: Selected from manufacturer's range of available colors.

K. Shower Floors:

- 1. Swanstone Solid Surfacing Material:
- 2. Type: Shower Floor Model _____.
- 3. Size: _____ inches by _____ inches.
- 4. Color: _____.
- 5. Color: Indicated on drawings.
- 6. Color: Selected from manufacturer's range of available colors.

L. Window Trim Kits:

- 1. Swanstone Solid Surfacing Material:
- 2. Type: Window Trim Kit Model _____.
- 3. Size: _____ inches by _____ inches.
- 4. Color: _____.
- 5. Color: Indicated on drawings.
- 6. Color: Selected from manufacturer's range of available colors.

M. Corner Soap Dishes:

- 1. Swanstone Compression Molded Fixtures;
- 2. Model Number _____.
- 3. Color: _____.
- 4. Color: Indicated on drawings.
- 5. Color: Selected from manufacturer's range of available colors.

N. Recessed Accessory Shelves:

- 1. Swanstone Compression Molded Fixtures;
- 2. Model Number _____.
- 3. Color: _____.
- 4. Color: Indicated on drawings.
- 5. Color: Selected from manufacturer's range of available colors.

O. Economy Soap Dishes:

- 1. Swanstone Compression Molded Fixtures;
- 2. Model Number _____.
- 3. Color: _____.
- 4. Color: Indicated on drawings.
- 5. Color: Selected from manufacturer's range of available colors.

P. Soap Dish Panels:

- 1. Swanstone Compression Molded Fixtures;
- 2. Model Number _____.
- 3. Color: _____.
- 4. Color: Indicated on drawings.
- 5. Color: Selected from manufacturer's range of available colors.

Q. Table Tops:

- 1. Swanstone Solid Surfacing Material:
- 2. Type: Table Top Model _____.



3. Size: _____ inches by _____ inches.
4. Color: _____.
5. Color: Indicated on drawings.
6. Color: Selected from manufacturer's range of available colors.

ACCESSORIES

- A. Supply materials for installation of products as specified in manufacturer's printed installation instructions including color matched silicon sealant and adhesives where applicable.

FABRICATION

- A. Fabricate components in shop to the greatest extent practical to sizes and shapes indicated, in accordance with approved shop drawings.
- B. Form joints between components using manufacturer's standard joint adhesive. Joints shall be inconspicuous in appearance and without voids.
- C. Provide holes and cutouts for plumbing and bath accessories as indicated on the drawings.
- D. Rout and finish component edges to a smooth, uniform finish.
- E. All surfaces shall have a uniform finish.

PART 3 – EXECUTION

3.1 PREPARATION

- A. Preparation and Fabrication: Precondition surfacing materials and surfaces to receive surfacing materials in accordance with manufacturer's printed instructions. Fabrication of seams and fixture mounting in accordance with factory fabrication manual. Work to be performed by factory trained specialists.

3.2 INSTALLATION

- A. Install components plumb and level in accordance with approved shop drawings and manufacturer's printed installation instructions.
- B. Form field joints using manufacturers recommended adhesive, with joints inconspicuous in finished work.
- C. Adhere undermount sinks/bowls to countertop using manufacturers recommended adhesive and mounting hardware.
- D. Adhere topmount sinks/bowls to countertops using manufacturer's recommended adhesive and color matched silicone sealant.

- E. Provide backsplashes and endsplashes as indicated on the drawings. Adhere to countertop using manufacturer's standard color matched silicone sealant.
- F. Remove adhesives, sealants and other stains upon completion of installation per manufactures written instructions.
- G. Protect surfaces from damage until project completion.
- H. Fabricator/Installer is to review "Care and Maintenance Procedures" including repair and cleaning instructions with the Owner upon completion of project.



Alcove Walls. 60 <i>Shower</i> SA-3232. 60 SA-3236. 60 SA-3448. 60 SA-38 NEO. 61 <i>Tub</i> BA-3060. 59 Bathtub Deck. 87 BD-4896. 87 Bathtubs. 58 BT-3060 L/R. 58 Decorative Wall Panel Selection Guide. 77 Kitchen Sinks. 3 <i>Accessories</i> BR-DB. 13 BR-LBTB. 13 BR-LS. 13 BS-CB. 13 CB-22. 13 CB-33. 13 CB-44. 13 CB-LB. 13 DG-44. 13 WB-22. 13 WB-DB. 13 WB-LB. 13 <i>Granite</i> QUAD-3322. 29 QUDB-3322. 27 QULS-3322. 28 QUSB-2522. 26 QZAD-3322. 23 QZBS-1816. 24 QZDB-3322. 21 QZES-3011. 25 QZLS-3322. 22 QZSB-2522. 20 <i>Swanstone</i> BS-1515. 12 KSDB-2518. 11 KSDB-3322. 7 KSLB-3322. 4 KSLS-3322. 8 KSRB-18. 6 KSSB-2522. 9 KSSB-3322. 5 KSTB-4422. 10 <i>Undermount Swanstone</i> US-1210. 19 US-1711. 17 US-2021. 16	<i>US-2215. 14</i> <i>US-3015. 15</i> <i>USRB-18. 18</i> Laundry Tubs. 111 <i>Drop-In</i> DIT. 115 DIT-S. 116 <i>Floor Standing</i> MF-1F. 112 MF-1PF. 112 MF-2F. 113 PT-1. 118 SF-1F. 117 ST-1F. 114 <i>Wall Mounted</i> MF-1W. 112 MF-2W. 113 SF-1W. 117 ST-1W. 114 Materials Guide. 2 Mop Service Sinks. . . 119 <i>Accessories</i> MS-1224 WG-1. . . 121 MS-1224 WG-2. . . 121 MS-1236 WG-1. . . 121 MS-1236 WG-2. . . 121 MS-2403. 121 MS-2405. 121 MS-2408. 121 MS-2410. 121 MS-2411. 121 MS-2412. 121 MS-2437. 121 MS-2480. 121 <i>Sinks</i> MS-2424. 119 MS-2436. 120 Shower Floors. 96 <i>Swanstone</i> SR-3260 L/R. 98 SS-34SK. 108 SS-36DTF. 99 SS-36NEO. 99 SS-38NEO. 99 SS-3232. 96 SS-3248. 96 SS-3260. 96 SS-3442. 96 SS-3448. 96 SS-3454. 97 SS-3460. 97 SS-3636. 97 SS-4236. 97 SS-4242. 97	<i>Veritek</i> FR-3260 L/R. 102 R-34SK. 108 R-36 DTF. 104 R-36NEO. 105 R-38NEO. 105 R-3232. 103 R-3248. 103 R-3260. 103 R-3442. 103 R-3448. 103 R-3454. 103 R-3460. 103 R-3636. 103 R-4236. 103 R-4242. 103 Shower & Bath Wall Selection Guides. . 74-75 Shower Walls. 62 <i>Accessories</i> AS-1075. 83 CM-2072. 84 CM-2096. 84 CS-1616. 83 DSP-2. 84 ES-2. 83 RS-2215. 83 SB-1248. 86 SD-36NEO. 84 SD-36NEO-C. 84 SD-38NEO. 84 SD-38NEO-C. 84 SD-A38NEO. 84 SD-A38NEO-C. 84 SD-DTF. 84 SD-DTF-C. 84 SSWTK-1. 83 SS-29. 83 SS-72. 83 SS-7211. 83 TC-105TR. 85 TC-0404TR. 85 TC-4105TR. 85 TC-6072TR. 85 TK-105. 84 TK-0372. 84 TK-6072. 84 <i>Decorative Panels</i> DS-1260GO. 72 DWP-3696BA-1. . . . 76 DWP-3696BB-1. . . . 76 DWP-3696GO-1. . . . 76 DWP-3696PB-1. . . . 76 DWP-3696TN-1. . . . 76 DWP-9636WB-1. . . . 76	<i>High-Gloss</i> SW-7032. 92 SW-7036. 93 SW-7060. 94 SW-NEO-DTF. 95 <i>Kits</i> BK-326072. 67 DK-324872. 79 DK-326072. 81 DK-344872. 80 DK-346072. 82 DK-363672. 78 SK-324872. 63 SK-326072. 65 SK-344872. 64 SK-346072. 66 SK-363672. 62 <i>Swanstone</i> SS-3672-1. 69 SS-3672-2. 70 SS-3672-3. 71 SS-3696-1. 69 SS-3696-2. 70 SS-4896-1. 69 SS-4896-2. 70 SS-6060-1. 68 SS-6072-1. 69 <i>SwanTile</i> TI-7236. 88 TI-7248. 89 TI-7260. 90 TI-NEO-DTF. 91 <i>Wainscoting</i> DWP-9636WB. 73 ECPM-96. 73 ICPM-96. 73 OCPM-96. 73 SS-3696-SK. 73 SS-4896-SK. 73 SS-30145-SK. 73 Table Tops. 123 <i>Accessories</i> TL-18. 128 TL-22. 128 TL-30. 128 <i>Rectangular</i> TT-2024. 125 TT-2124. 125 TT-2424. 125 TT-2430. 125 TT-2442. 126 TT-3030. 126 TT-3636. 126 TT-4242. 126	<i>Round</i> RT-24. 124 RT-30. 124 RT-36. 124 RT-42. 124 RT-48. 124 <i>Wall Mount</i> QT-2430. 127 QT-2442. 127 Technical Data. 129 Tub Walls. 43 <i>Accessories</i> WK-1001. 57 WK-1009. 57 WTK-1. 57 <i>Swan High Gloss</i> HA-58. 53 RM-58. 52 TW-32. 51 WW-6000. 54 <i>Swanstone</i> SS-60-3. 46 SS-60-5. 47 SS-72-3. 45 SSIT-60-3. 44 SSWP-4872. 48 <i>Veritek</i> GN-58. 55 TF-57. 56 TI-3. 50 TI-5. 49 TI-33. 50 TI-55. 49 Universal Design. . . . 100 <i>Accessories</i> BF-2300R/L. 109 BF-2448. 109 BF-5024. 109 BF-5048. 109 BF-5072. 109 BF-6000. 109 BF-FT. 109 GB-0014. 109 GB-1432. 109 <i>Swanstone</i> BF-1260. 100 SBF-3060 L/R. 100 STS-3738. 101 <i>Veritek</i> FBF-1260. 106 FBF-3060L/R. 106 FTS-3738. 107
---	---	---	---	--

(continued on next page)



(continued)

Vanity Bowls 39

Swanstone

TRI-1815HL 40

TRI-1815IS 40

WB-2218 39

Undermount

UC-1913 41

UL-1613 41

UL-1913 41

Vanity Tops 31

Accessories

CHVTSS 42

EVTSS 42

VT18-3SS 42

VT19-SS 42

VT21-3.5SS 42

VT21-3SS 42

VT22SA 42

VT22-SS 42

VT37FA 42

VT55FA 42

VT1B2261FA 42

VTCCSS 42

Tops

CH1B2225 34

CH1B2231 34

CH1B2237 34

CH1B2243 34

CH1B2249 34

CH1B2255 34

CH1B2261 34

CH2B2261 35

CH2B2273 35

CV-2225 33

CV-2231 33

CV-2237 33

CV-2243 33

CV-2249 33

EV1B2225 32

EV1B2231 32

EV1B2237 32

EV1B2243 32

EV1B2249 32

EV1B2255 32

EV1B2261 32

VT1B1719 36

VT1B1925 36

VT1B1931 36

VT1B1937 36

VT1B2225 37

VT1B2231 37

VT1B2237 37

VT1B2243 37

VT1B2249 37

VT1B2255 37

VT1B2261 37

VT2B2261 38



LIMITED WARRANTY
FOR RESIDENTIAL APPLICATIONS

If a Swanstone product covered by this warranty is found to be defective in materials or workmanship, after inspection by an authorized Swan Corporation representative, we will repair, or at our option, exchange the product for a similar model. This warranty extends for a designated period of time, so long as it remains in use in its original place of installation.

This warranty covers only products installed in accordance with The Swan Corporation's installation instructions, used as recommended, and not damaged due to misuse, abuse or improper installation. It does not apply to any seams or changes made to the product by professional tradesmen or fabricators.

The warranty applies only to the original purchaser and installation of these products in residential applications. It does not apply to commercial applications.

The Swan Corporation's option to repair or exchange the products under this warranty does not cover any labor or other costs of removal or installations, nor shall The Swan Corporation be responsible for any other incidental or consequential damages attributable to a product defect or to the repair or exchange of a defective product.

- Limited Lifetime Warranty**
- SWANSTONE AND UNDERMOUNT KITCHEN AND ENTERTAINMENT SINKS
- GRANITE KITCHEN SINKS
- SWANSTONE VANITY TOPS AND BOWLS
- SWANSTONE WALL PANELS, TRIM KITS & ACCESSORIES
- SWANSTONE SHOWER FLOORS
- SWANSTONE WAINSCOTING
- VERITEK TUB AND SHOWER WALLS
- VERITEK SHOWER FLOORS
- VERITEK BATHTUBS
- VERITEK ALCOVE WALLS
- HIGH-GLOSS TUB AND SHOWER WALLS
- SWANSTONE TABLE TOPS
- SWANSTONE VANITY TOP BLANKS

10-Year Limited Warranty

SWANSTONE COUNTERTOPS

5-Year Limited Warranty

LAUNDRY TUBS AND MOP SINKS

LIMITED WARRANTY
FOR COMMERCIAL APPLICATIONS

If a Swanstone product covered by this warranty is found to be defective in materials or workmanship, after inspection by an authorized Swan Corporation representative, we will repair, or at our option, exchange the product for a similar model. This warranty extends for a designated period of time, so long as it remains in use in its original place of installation.

This warranty covers only products installed in accordance with The Swan Corporation's installation instructions, used as recommended, and not damaged due to misuse, abuse or improper installation. It does not apply to any seams or changes made to the product by professional tradesmen or fabricators.

The warranty applies only to the original purchaser and installation of these products in commercial applications.

The Swan Corporation's option to repair or exchange the products under this warranty does not cover any labor or other costs of removal or installations, nor shall The Swan Corporation be responsible for any other incidental or consequential damages attributable to a product defect or to the repair or exchange of a defective product.

- 25-Year Limited Warranty**
- SWANSTONE VANITY TOPS AND BOWLS
- SWANSTONE TUB AND SHOWER WALL PANELS, TRIM KITS AND ACCESSORIES
- SWANSTONE WAINSCOTING
- SWANSTONE VANITY TOP BLANKS

10-Year Limited Warranty

SWANSTONE AND UNDERMOUNT KITCHEN AND ENTERTAINMENT SINKS

GRANITE KITCHEN SINKS

SWANSTONE SHOWER FLOORS

SWANSTONE TABLE TOPS

SWANSTONE COUNTERTOPS

5-Year Limited Warranty

VERITEK TUB AND SHOWER WALLS

VERITEK SHOWER FLOORS

VERITEK BATHTUBS

VERITEK ALCOVE WALLS

HIGH-GLOSS TUB AND SHOWER WALLS

1-Year Limited Warranty

LAUNDRY TUBS AND MOP SINKS





