


Cable Management Accessories

One-Position and Two-Position Organizer Panels

APPLICATION

Patch cord distribution at the front of 19" equipment racks and hinged wall-mount brackets. Use One-Position panel as a low density patch cord distribution in a single TIA/EIA unit height. Use a Two-Position panel between high-density patch panels to provide horizontal and vertical patch cord distribution and support.



SPECIFICATION

Patch cord organizer shall be offered in both one-position (1RU) or two-position (2RU) styles. One-position organizer shall organize and contain up to forty eight (48) patch cords on the front of the panel. Two-position organizer shall organize and contain up to ninety six (96) patch cords on the front of the panel. One-position organizer shall provide two 2" x 4" vertical rings. Two-position organizer shall provide eight 2" x 4" rings (4 horizontal, 4 vertical). Distribution rings shall have radiused edges to protect cables from nicks and tears. The front of the panel shall contain twenty four (24) .75" x 1.25" non-rotating plastic clips for additional cord management. The cable manager shall fit a standard 19" rack. The panel material shall be .060 steel with rolled edges for rigidity. The ring material shall be 3/16" x 3/8" steel. All steel material shall have a black powder coat finish.

FEATURES

- Oversized distribution rings to accommodate patch cords

INSTALLATION NOTES

- Position organizer panels between patch panels on equipment racks prior to cable termination.

DESIGN CONSIDERATIONS

- Use this panel for horizontal and vertical cord management at the front of the patching field when no other vertical interbay wire management is desired
- Use with 49258-TWB (rear-mount tie-wrap bar sold separately) to combine rear wire management of station cable near the termination
- Low density option for single bay equipment rack and hinged wall mount arrangements

STANDARDS COMPLIANCE

Meets or exceeds all applicable standards: UL Listed; CSA Certified; complies with TIA/EIA-568-A and TIA/EIA-606.

PHYSICAL SPECIFICATIONS

PANEL DIMENSIONS

One-Position: 19" W x 1.75" H

Two-Position: 19" W x 3.50" H

DISTRIBUTION RINGS

One-Position: Two 2" x 4" vertical rings

Two-Position: Eight 2" x 4" rings (4 horizontal, 4 vertical)

Capacity

One-Position: 48 (vertical) patch cords

Two-Position: 96 (vertical) patch cords

CORD CLIPS

Dimensions: Twenty-four .75" x 1.25" clips (non-rotating)

Materials: Plastic

MATERIALS

Panel: 16 gauge steel, black powder coat finish

Distribution Rings: 3/16" x 3/8" radius-edged steel

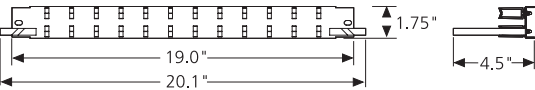
Cord Clips: Plastic

WARRANTY INFORMATION

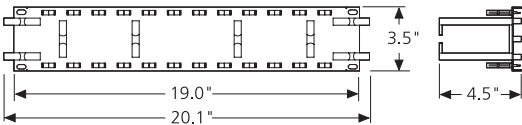
For a copy of Leviton product warranties, visit www.leviton.com.

ELECTRONIC FILES

For CAD files, Typical specs, or Dimensional Line Art. (.DXF, .DWG, MS-DOS.eps or .TXT), visit www.leviton.com.



49252-PO1



49252-PO2

49252-PO1 49252-PO2

PART NUMBERS

Description	Part No.
One-Position Patch Cord Organizer Panel	49252-PO1
Two-Position Patch Cord Organizer Panel	49252-PO2

