


# LevNet RF Self-Powered Wireless Solutions Line Voltage Relay Receivers




3-Wire Relay Receiver



5-Wire Relay Receiver



3-Wire Relay Receiver  
with Threaded Mount



5-Wire Relay Receiver  
with Threaded Mount

**Self-Powered Wireless technology means no new wiring is required.** Leviton LevNet RF Self-Powered Wireless Solutions are easy to install and maintenance-free, reducing ongoing manual work and material costs while saving energy.

The LevNet RF line includes multiple products that operate in the uncrowded 315MHz radio frequency (RF) band offering greater transmission range (50-150 feet) than other RF technologies with minimal competitive traffic.

**LevNet RF Line Voltage Receivers** receive signals from LevNet RF Self-Powered Sensors, Switches, and other Transmitters to control lighting, thermostats, and other devices or loads. Self-powered RF technologies eliminate control switch leg wiring making them the ideal solution for retrofits and new construction. Installation is quick and easy with no additional wiring required. It takes only minutes to install and configure.

## APPLICATIONS

- Retrofits
- New construction
- Conference rooms
- Classrooms
- Lounges/Lobbies
- Private offices
- Executive offices
- Restrooms
- Daycare facilities
- Multimedia areas



## PRODUCT DATA

### 3-WIRE RELAY RECEIVERS (WSP05 | WST05)

The 3-Wire Relay Receiver is the most basic of the LevNet RF Receivers. It is used to control one light or one group of lights by wiring the Receiver between the device and the power source. A LevNet RF Remote Switch or Sensor is used to control the Receiver. One Receiver can learn up to 30 Wireless Transmitters. LevNet RF single channel relay Receivers allow lights to be controlled by any combination of LevNet RF Switches, Remotes, and Sensors. The line-voltage relays help simplify advanced wireless lighting control. For larger load ratings or motor load control, see the 5-Wire Relay Receiver.



### 5-WIRE RELAY RECEIVERS (WSP12 | WSx02-R10 | WST12)

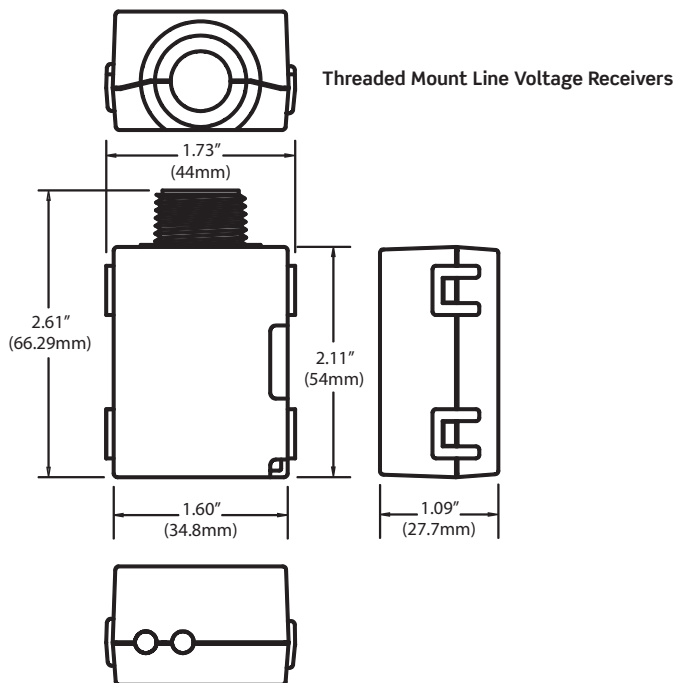
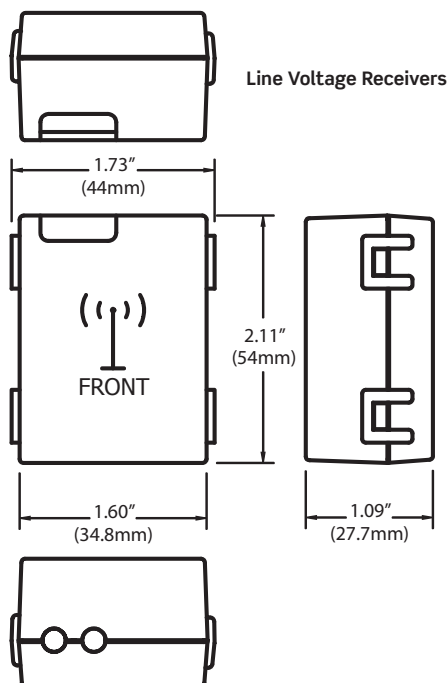
The 5-Wire Relay Receiver is used to control larger lighting loads or groups and motor loads such as fans, pumps, and gates. The Receiver includes isolated contacts that can switch power from a different circuit. Simply install the Receiver at the load location and install as many as 30 Wireless Transmitters anywhere within range. LevNet RF single channel relay Receivers allow lights and fans to be controlled by LevNet RF Switches and Sensors. The line-voltage relays help simplify advanced wireless lighting control.



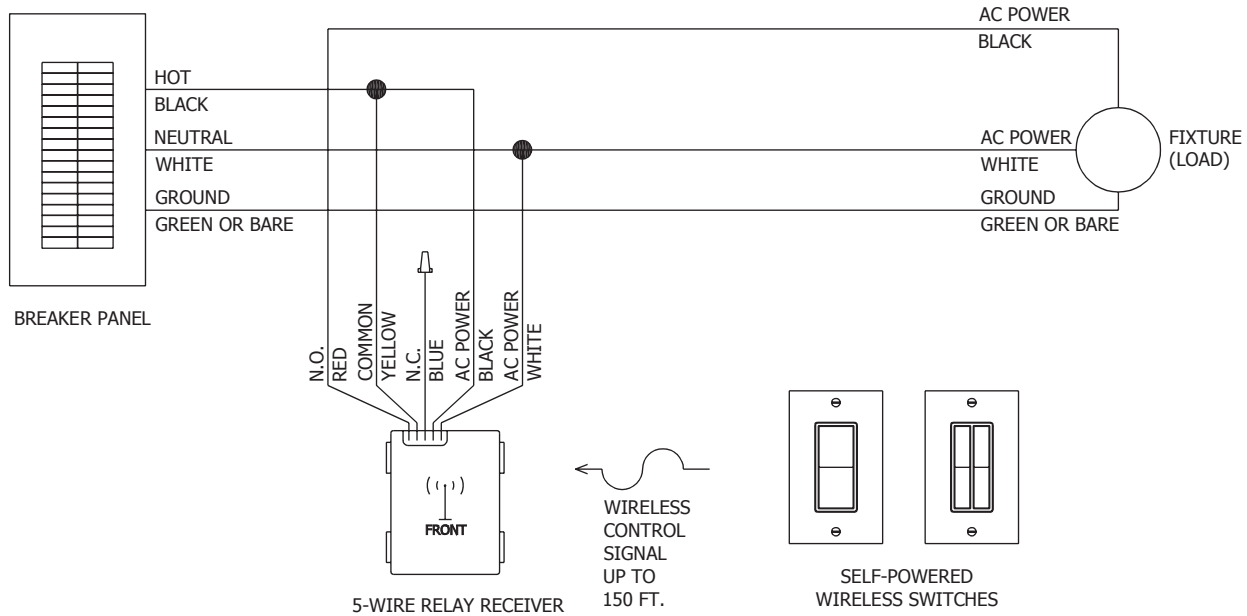
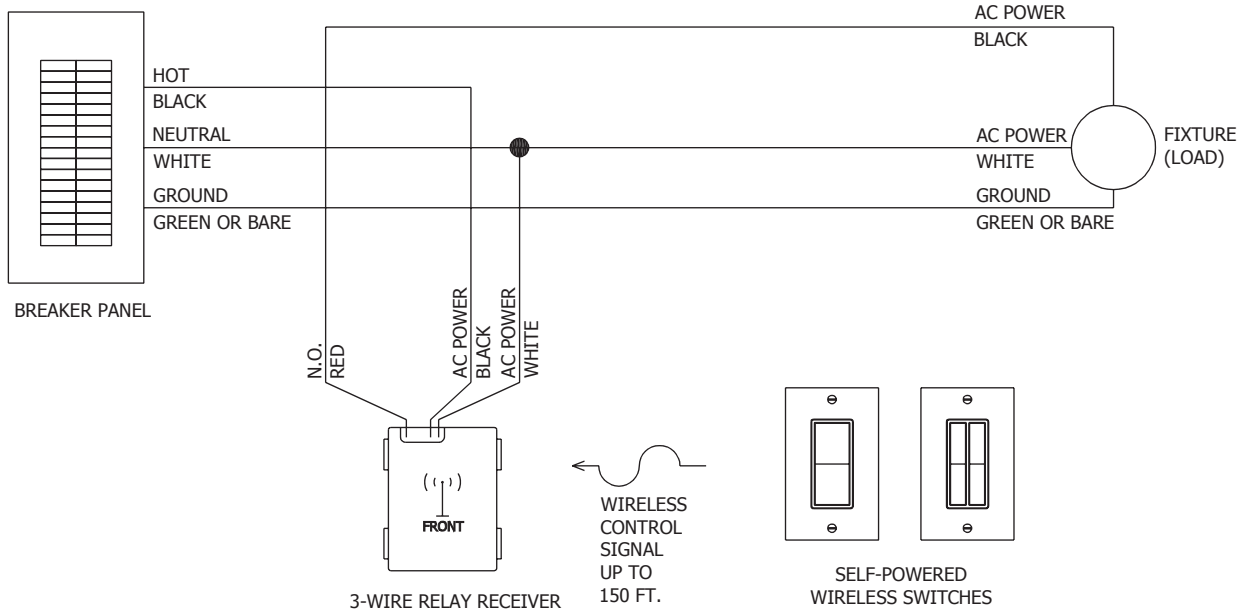
### FEATURES

- **Power consumption:** save 70% over other wireless technologies
- **Long range:** with a 50-150' range, LevNet RF provides the longest reliable range in the industry
- **Easy-to-use:** programs in seconds; run zero switch-leg or traveler wires
- **Increased memory:** each unit stores up to 30 Transmitter IDs; error checking ensures Receiver only responds to appropriate Transmitters on all packet transfers
- **Save energy:** teach the Receiver to respond to a LevNet RF Sensor or teach all lights to respond to a single master Switch
- **Control the way you want it:** control the Relay Receiver with a variety of devices - Wireless Self-Powered Switches, Sensors, and more
- **Simple wireless controls:** single-pole, 3-way, and 4-way Switches; compatible with hardwired 3-way and 4-way Switches; architectural lighting control; motor control; and manual-ON/OFF and auto-OFF controls
- **Built in repeater:** repeats wireless signals received for extended range and reliability (5-wire threaded mount models)

### DIMENSIONS



## WIRING DIAGRAMS



### Leviton Mfg. Co., Inc. Lighting Management Systems

201 N. Service Rd. Melville, NY 11747-3138 Tech Line: 1-800-824-3005 Fax: 1-800-832-9538 [www.leviton.com/lms](http://www.leviton.com/lms)  
 © 2010 Leviton Manufacturing Co., Inc. All rights reserved. Subject to change without notice.

**SPECIFICATIONS**

LEVNET RF LINE VOLTAGE RECEIVERS		
Range		50-150 feet
Frequency		315MHz
Memory		Stores up to 30 Transmitter IDs
Operating Temperature		14°F to +122°F (-10°C to +50°C)
Storage Temperature		-4°F to +176°F (-20°C to +80°C)
Endurance		10,000,000 Minimum Mechanical Cycles (no load @ 1800 cycles/hr.)
Dimensions		2.11" H x 1.73" W x 1.09" D (54mm x 44mm x 28mm) Threaded mount: 2.61" H x 1.73" W x 1.09" D (66mm x 44mm x 28mm)
Weight		50z. (141.75g)
Listings		ETL: UL244A (Safety), UL2043 (Plenum); C-ETL: CSA C22.2#14-05 (Safety)
Radio Certification		FCC Certified for Wireless Communication (U.S.), I.C. Certified (Canada)
3-WIRE RELAY RECEIVERS (WSP05   WST05)		
Power Supply Input		• WSx05-010: 120VAC, 50/60Hz • WSx05-020: 277VAC, 50/60Hz • WSx05-080: 240VAC, 50/60Hz
Max Loads/ Contact Ratings	Tungsten/Incandescent	WSx05-010: 500W • WSx05-020: 1150W • WSx05-080: 1000W
	Fluorescent Ballast	3A
	General Duty	6A
	A300 Pilot Duty	WSx05-010: 120VA • WSx05-020: 277VA • WSx05-080: 240VA
Output Channels		1 FORM A Relay
5-WIRE RELAY RECEIVERS (WSP12   WST12   WSx02-R10)		
Power Supply Input		• WSx12-010: 120VAC, 50/60Hz • WSx12-020: 277VAC, 50/60Hz • WSx12-080: 240VAC, 50/60Hz • WSx02-R10: 24VAC, 50/60Hz
Max Loads/ Contact Ratings	Tungsten/Incandescent, N.O. Contacts/ N.C. Contacts	• 1500W @ 120VAC / 500W @ 120VAC • 3000W @ 240VAC / 1000W @ 240VAC • 3400W @ 277VAC / 1100W @ 277VAC
	Fluorescent Ballast	8A (N.O. Contacts), 2A (N.C. Contacts)
	General Duty	16A (N.O. Contacts), 5A (N.C. Contacts)
	A300 Pilot Duty	72VA @ 24VAC, 360VA @ 120VAC, 720VA @ 240VAC, 830VA @ 277VAC
	Motor Load	60 LRA, 10 FLA, 1/2HP @ 120VAC, 1HP @ 240VAC, 1HP @ 277VAC
	Other Devices	16A
Output Channels		1 FORM C Relay COM, N.O., N.C.

**ORDERING INFORMATION**

CAT. NO. *	DESCRIPTION	CAT. NO.*	DESCRIPTION
WSP05-010	3-Wire Relay Receiver, 120VAC, 500W	WST05-010	3-Wire Relay Receiver, Threaded Mount, 120VAC, 500W
WSP05-020	3-Wire Relay Receiver, 277VAC, 1200W	WST05-020	3-Wire Relay Receiver, Threaded Mount, 277VAC, 1200W
WSP05-080	3-Wire Relay Receiver, 240VAC, 1000W	WST05-080	3-Wire Relay Receiver, Threaded Mount, 240VAC, 1000W
WSP12-010	5-Wire Relay Receiver, 120VAC, 1500W	WST12-010	5-Wire Relay Receiver, Threaded Mount, 120VAC, 1500W
WSP12-020	5-Wire Relay Receiver, 277VAC, 3200W	WST12-020	5-Wire Relay Receiver, Threaded Mount, 277VAC, 3200W
WSP12-080	5-Wire Relay Receiver, 240VAC, 3000W	WST12-080	5-Wire Relay Receiver, Threaded Mount, 240VAC, 3000W
WSP02-R10	5-Wire Relay Receiver, 24VAC, 300W	WST02-R10	5-Wire Relay Receiver, Threaded Mount, 24VAC, 300W

\*Made in USA, ARRA and Buy American compliant. International Versions available at 868MHz.

**LEVITON SPECIFICATION SUBMITTAL**

JOB NAME:	CATALOG NUMBERS:
JOB NUMBER:	

**Leviton Manufacturing Co., Inc. Lighting Management Systems**

201 N. Service Rd. Melville, NY 11747-3138 Tech Line: 1-800-824-3005 Fax: 1-800-832-9538 www.leviton.com/lms

**Leviton Manufacturing of Canada, Ltd.**

165 Hymus Boulevard, Pointe Claire, Quebec H9R 1E9 • Telephone: 1-800-469-7890 • FAX: 1-800-563-1853

**Leviton S. de R.L. de C.V.**

Lago Tana 43, Mexico DF, Mexico CP 11290 • Tel. (+52) 55-5082-1040 • FAX: (+52) 5386-1797 • www.leviton.com.mx

**Visit our Website at: [www.leviton.com/lms](http://www.leviton.com/lms)**

© 2010 Leviton Manufacturing Co., Inc. All rights reserved. Subject to change without notice.

G-8219A/G10-ak  
REV JUL 2010