

For Commercial, Institutional and Industrial Applications

Job Name _____

Contractor _____

Job Location _____

Approval _____

Engineer _____

Contractor's P.O. No. _____

Approval _____

Representative _____

LEAD FREE*

Series LFN223B, LFN223BS

Super Capacity Water Pressure Reducing Valves**

Sizes: 2½" – 3" (65 – 80mm)

Series LFN223B and LFN223BS Super Capacity Water Pressure Reducing Valves are designed to reduce incoming water pressure to a sensible level to protect plumbing system components and reduce water consumption. The LFN223B/LFN223BS features Lead Free* construction to comply with Lead Free* installation requirements. This series is suitable for water supply pressures up to 300psi (20.7 bar) and may be adjusted from 25 – 75psi (172 – 517 kPa). The standard setting is 50psi (345 kPa). Series LFN223B features an enlarged diaphragm, spring cage and seat orifice for super capacity performance. Series LFN223BS has the same options as the LFN223B, except it is furnished with a strainer. All parts are quickly and easily serviceable without removing the valve from the line. The standard bypass feature permits the flow of water back through the valve into the main when pressures, due to thermal expansion on the outlet side of the valve, exceed the pressure in the main supply.

Features

- Enlarged diaphragm, spring cage and seat orifice for super capacity performance
- Lead Free* brass body construction
- Serviceable in line
- Series LFN223BS furnished with separate strainer
- Standard bypass feature controls thermal expansion pressure***
- Sealed spring cage on all models for accessible outdoor or pit installations

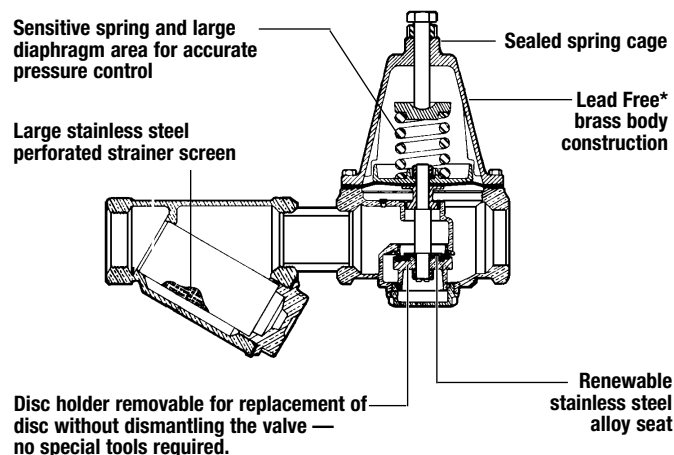
Specifications

A Lead Free* Water Pressure Reducing Valve shall be installed on the water service pipe near its entrance to the building where supply main pressure exceeds 60psi (413 kPa) to reduce it to 50psi (345 kPa) or lower. The water pressure reducing valve shall be constructed using Lead Free* materials. Lead Free* regulators shall comply with state codes and standards, where applicable, requiring reduced lead content. Sill cocks and outside wall hydrants may be left on full main pressure at the option of the owner. Provision shall be made to permit the bypass flow of water back through the valve into the main when pressures, due to thermal expansion on the outlet side of the valve, exceed the pressure in the main supply. Pressure reducing valves with built-in bypass check valves and strainer will be acceptable. Approved valves shall comply with ASSE 1003. Valve shall be a Watts Series LFN223B or LFN223BS (with strainer).

Available with or without
separate strainer



Series LFN223B



**IMPORTANT: INQUIRE WITH GOVERNING AUTHORITIES
FOR LOCAL INSTALLATION REQUIREMENTS**

*The wetted surface of this product contacted by consumable water contains less than one quarter of one percent (0.25%) of lead by weight.

**A water saving test program concluded that reducing the supply pressure from 80-50psi (551-345 kPa) resulted in a water savings of 30%.

***The bypass feature will not prevent the pressure relief valve from opening on the hot water supply system with pressure above 150psi (10.3 bar).

Models

LFN223B	NPT threaded female inlet x NPT threaded female outlet
LFN223B-M2	2½"
LFN223B-M1	3"
LFN223BS	NPT threaded female inlet x NPT threaded female outlet with strainer
LFN223BS-M2	2½"
LFN223BS-M1	3"

For ½" – 2½" (15 – 65mm) threaded connections, refer to literature ES-LF223.

For 3" (80mm) flanged connections, refer to literature ES-LF223F.

Materials

Body:	Lead Free* brass
Seat:	Replaceable stainless steel alloy
Strainer Screen:	Stainless steel (model LFN223S)
Diaphragm:	Reinforced Buna-N
Valve Disc:	EPDM

Pressure – Temperature

Temperature Range: 33°F – 160°F (0.5°C – 71°C)

Maximum Working Pressure: 300psi (20.7 bar)

Adjustable Reduced Pressure Range: 25 – 75psi (172 – 517 kPa)

Standard Reduced Pressure Setting: 50psi (345 kPa)

Standards



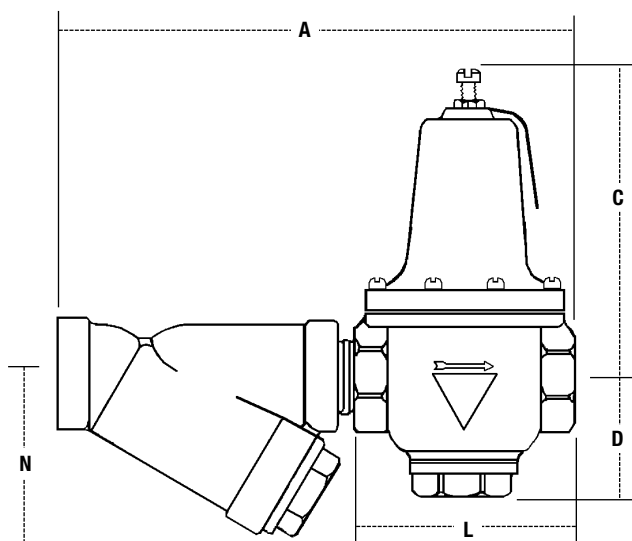
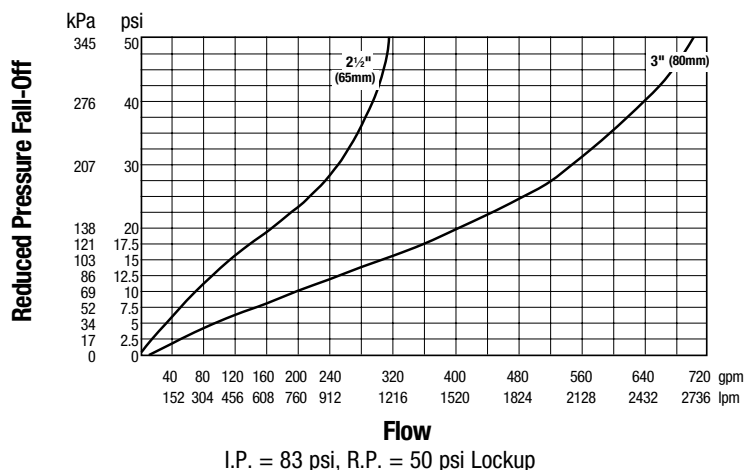
Both 2½" and 3" are listed to ASSE 1003 through IAPMO (UPC).

The 2½" is also listed to ASSE 1003 through ASSE.

Options

HP High pressure range 75 – 125psi (172 – 862 kPa)

Capacity



Dimensions — Weights

SIZE (DN)		DIMENSIONS								WEIGHT					
A (LFN223BS)		C		D		L		N (LFN223BS)		LFN223B		LFN223BS			
<i>in.</i>	<i>mm</i>	<i>in.</i>	<i>mm</i>	<i>in.</i>	<i>mm</i>	<i>in.</i>	<i>mm</i>	<i>in.</i>	<i>mm</i>	<i>lbs.</i>	<i>kgs.</i>	<i>lbs.</i>	<i>kgs.</i>		
2 ½	65	17	432	10¾	273	2⅞	73	7⅞	200	5	127	30	13.6	44	20.0
3	80	20¾	527	12¾	324	4⅞	105	10½	267	6¾	172	71	32.2	95	43.0



A Watts Water Technologies Company



ISO 9001-2008
CERTIFIED

USA: No. Andover, MA • Tel. (978) 688-1811 • Fax: (978) 794-1848 • www.watts.com
Canada: Burlington, ONT. • Tel. (905) 332-4090 • Fax: (905) 332-7068 • www.wattscanada.ca