WOODFORD

Backflow Protected
Automatic Draining *Freezeless* Wall Faucet
Model 30
Model 30CC

(For Non-Freeze Areas ONLY)

The Woodford Model 30 faucet automatically drains with or without a hose attached. The faucet is intended for irrigation purposes and designed for residential and light commercial outside water service applications.

The Model 30CC, Close Coupled with standard C inlet, is designed for use in non-freeze areas and fits within 2" x 4" stud wall. (Optional *CP or PX inlets are available but will not fit within 2" x 4" wall.)*



SPECIFICATIONS:

- Faucet automatically drains with or without hose attached
- No sprayback when faucet is shut off
- All structural components made of brass
- Model 30 wall faucet is ASSE 1053 Approved.
- Attached Backflow Preventer features:
  - ASSE 1052 Listed
  - Field Testable
  - Dual Check Valves
  - Holds against 125 p.s.i backpressure
- No lead solder
- Oval metal handle (Tee Key available)
- Max pressure: 125 p.s.i.
- Max Temperature: 120° F

Patent Pending

- Optional WF-30MS Mounting Sleeve. *See website for details.*



Rough-In Dimensions

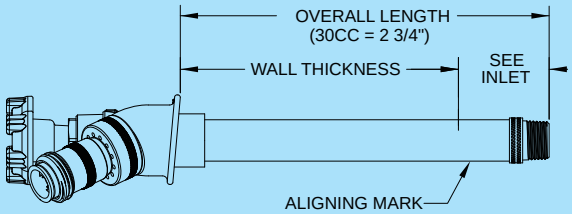

Wall Thickness (inches)

CC	4	6	8	10	12	14	16	18	20	22	24
1.8	2.0	2.1	2.2	2.3	2.4	2.5	2.6	2.7	2.8	2.9	3.0

Shipping Weight Each

*Overall Length Dimension: Add wall thickness and inlet option length shown in chart above. *Overall length for 30CC is 2 3/4".*

Inlet Descriptions

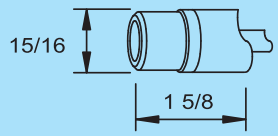

C Inlet
COMBINATION
Copper Sweat Fitting
1/2" K, L or M Inside
3/4" M Only Outside

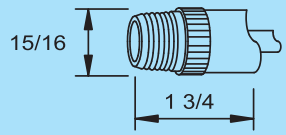

CP Inlet
COMBINATION
1/2" Male Pipe Thread
1/2" Female Sweat

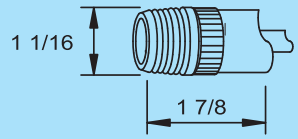

CP3 Inlet
COMBINATION
3/4" Male Pipe Thread
3/4" Female Sweat

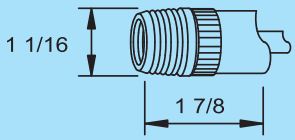

P Inlet
COMBINATION
1/2" Female Pipe Thread
3/4" Male Pipe Thread

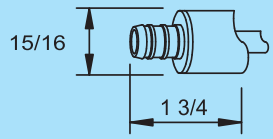

PX Inlet
1/2" PEX Tube Fitting

PX3 Inlet
3/4" PEX Tube Fitting

For Installation Instructions go to www.woodfordmfg.com or call 1-800-621-6032

When ordering, specify model , inlet and wall thickness.

©2010 WOODFORD Mfg. 0609

Rev. 06/10 Form No. 30.103

WOODFORD®

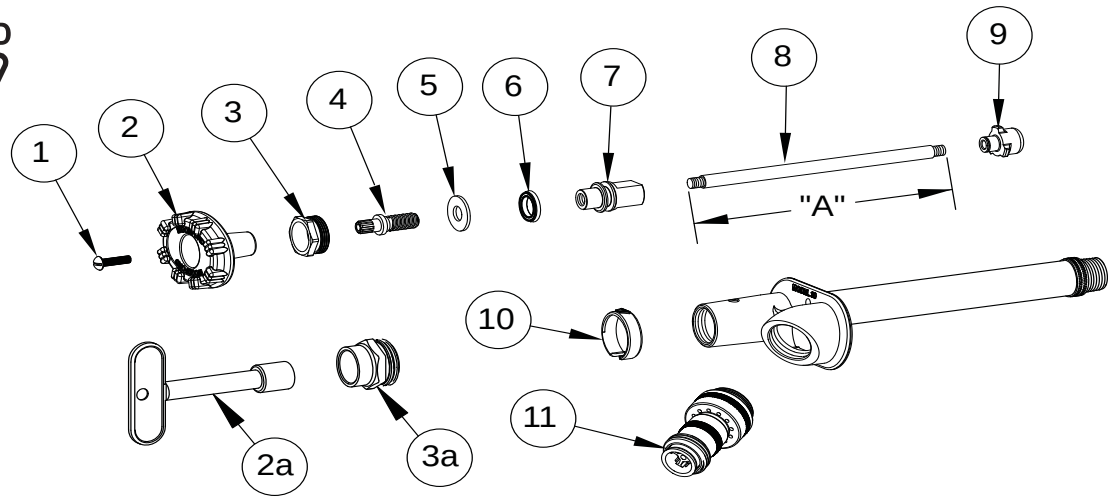

MODEL 30 PARTS LIST

ITEM	PART#	DESCRIPTION
1	30002	Handle Screw
2	30559	Wheel Handle
2a	50012	Tee Key - 8 Pt. Spline (Optional)
3	30059	Packing Nut
3a	30512	Packing Nut w/deep stem guard (Optional)
4	30264	Stem Screw
5	30105	Packing Washer
6	30263	1/2" Quad Cup Seal
7	30262	Drain Valve Body
8	303XX	Operating Rod (See Chart)
9	30260	Plunger Assembly
10	30261	Vent Cover Ring
11	50HA-BR	Backflow Preventer
	RK-30	Repair Kit (Includes items 1-7 & 9)

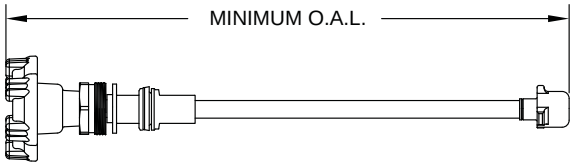

OPERATING ROD ASSEMBLY INCLUDES ITEMS 1 THRU 9		
Wall Thickness	Overall Length	Part No.
CC	5-1/16"	35550
4	8-1/16"	35554
6	10-1/16"	35556
8	12-1/16"	35558
10	14-1/16"	35560
12	16-1/16"	35562
14	18-1/16"	35564
16	20-1/16"	35566
18	22-1/16"	35568
20	24-1/16"	35570
22	26-1/16"	35572
24	28-1/16"	35574

OPERATING ROD DIM "A"		
Wall Thickness	Length	Part No.
CC	1-7/16"	30301
4	4-7/16"	30304
6	6-7/16"	30306
8	8-7/16"	30308
10	10-7/16"	30310
12	12-7/16"	30312
14	14-7/16"	30314
16	16-7/16"	30316
18	18-7/16"	30318
20	20-7/16"	30320
22	22-7/16"	30322
24	24-7/16"	30324

Woodford
Excellence
Since 1929
Proudly Made In The U.S.A.

Manufactured under one or more of the following U.S. Patents: 3,414,001; 4,178,956; 4,316,481; 4,532,954; D216,790; D216,791; D277,365; D277,366; Canada Patents: 852,529; 865,995; 1,146,438

For more information contact...

WOODFORD MANUFACTURING COMPANY

2121 Waynoka Road, Colorado Springs, Colorado 80915 • **Phone:** (800) 621-6032 • **Fax:** (800) 765-4115

To view our complete product line visit: ***www.woodfordmfg.com*** *or email:* ***sales@woodfordmfg.com***

A Division Of WCM Industries, Inc.