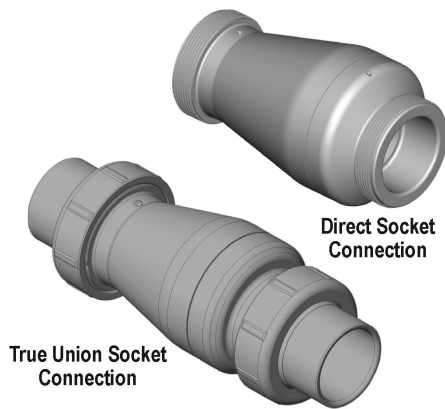


Quiet Check Valve



Direct Socket
Connection

True Union Socket
Connection

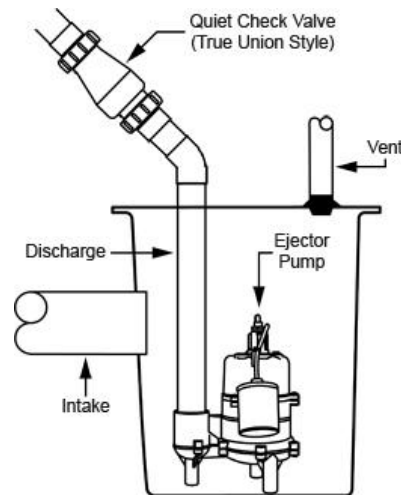
Quiet Check Valve

- Designed to Provide Quiet Operation in Sump Pump or Sewage Ejector Pump Systems.
- Spring Controlled Rate of Closing Prevents Slamming and Eliminates Noise.
- Includes Both True Union Sockets for Easy Servicing and Direct Socket Connection for Installation in Confined Space.
- 2" Size for Sewage Ejector Systems, 1-1/2" Size for Sump Pump Effluent Systems.

General Installation Information: Install check valve 12"-18" above pump discharge, or as recommended by pump system manufacturer. Be sure check valve installation complies with local codes. Valve may be installed in either vertical up-flow or horizontal positions on pump discharge line. Check valves **MUST** be installed with the valve's FLOW arrow pointing in the direction of the flow. In horizontal installations, the designated side must be positioned "up."

PVC Quiet Check Valve

Part Number	Size	Std Pk	Mstr Ctn	Disc Code	Price Each
Soc x Soc					
Includes True Union and Direct Socket End Connection					
8622-015	1-1/2	12	0	026	40.00
8622-020	2	10	0	026	57.18



Typical Application

Pressure Rating @ 73°F (23°C), Water
 Full Flow (open) 150 psi
 Back Pressure (closed) 75 psi
 Maximum Service Temperature 140°F (60°C)
 Temperature/Pressure De-ratings Apply

Made in the U.S.A.

NOT FOR USE WITH COMPRESSED AIR OR GAS

Thursday, January 13, 2011 7:36:56 AM

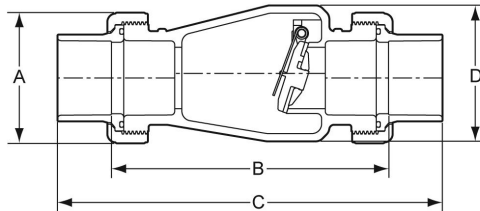
Progressive Products from Spears® Innovation and Technology

Page 14

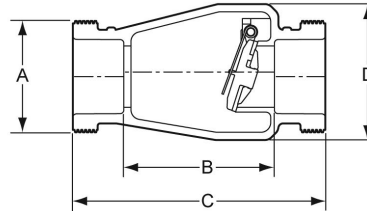


Quiet Check Valve

Technical Information



Size	A	B	C	D
1-1/2	3-3/8	7-1/8	9-15/16	3-1/2
2	3-3/4	8-3/4	11-13/16	4-1/2



Size	A	B	C	D
1-1/2	2-3/4	3-13/16	6-1/2	3-1/2
2	3-3/8	5-3/16	8	4-1/2

NOT FOR USE WITH COMPRESSED AIR OR GAS

Page 15

Thursday, January 13, 2011 7:36:56 AM

Spears® Manufacturing Company

Progressive Products from Spears® Innovation and Technology